

2020 SAT Test Results Summary

Austin Independent School District

2019–2020

Purpose

This report describes SAT results for Austin Independent School District's (AISD) graduating seniors, Class of 2020, who took the SAT at any point during high school. The SAT test is scored on a 1600-point scale. Test components include evidence-based reading and writing and math. The score range is 200 to 800 points for each component. A perfect SAT total score is 1600.

How many AISD students took the SAT?

AISD seniors' participation in the SAT increased markedly in 2019–2020, compared with the previous school years. Over the past 10 years, AISD SAT participation was up by 1612 students (Figure 1). SAT participation increased for all student groups in 2020 (Figure 2).

Figure 1

The number of SAT test takers increased in 2019–2020, AISD SAT participation has increased over the past 10 years.

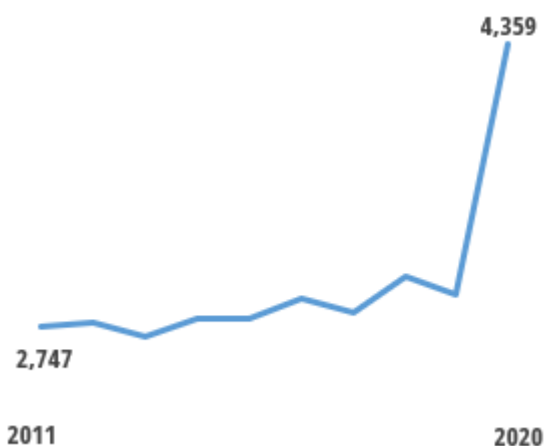
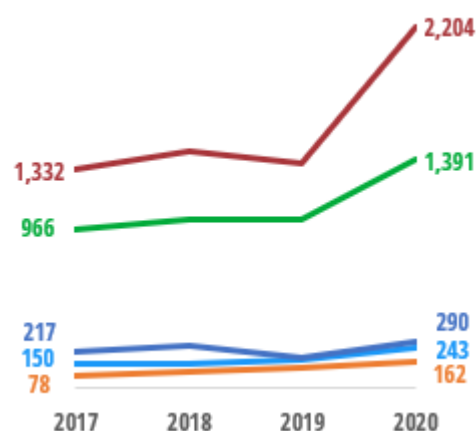


Figure 2

Since 2017, SAT test participation increased for students who were two or more races, Asian, Hispanic, African American, or White.



Source: College Board SAT 2020 Cohort Final Report, accessed through College Board Reports Center, September 2020



Department of
Research and
Evaluation

AUSTIN INDEPENDENT SCHOOL DISTRICT

SAT Scores

How did AISD seniors perform on the SAT?

Over the past 3 years, AISD SAT scores exceeded state averages for total, evidence-based reading and writing, and math scores (Figure 3). From 2017 to 2019, scores increased for AISD. However, from 2019 to 2020, AISD, state, and national SAT scores decreased. The College Board (2020) reported average SAT scores and percentages of students meeting the college readiness benchmark decreased from 2019 to 2020.

Figure 3

AISD's Total, Reading and Writing, and Math SAT average scores exceeded state but not national averages in 2020.

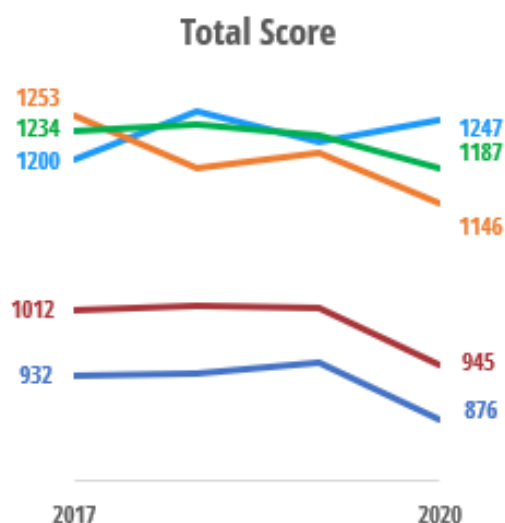


Source. College Board SAT 2020 Cohort Final Report, accessed through College Board Reports Center, September 2020

Compared with performance in 2017, total SAT scores were higher for Asians but lower for all other races (Figure 4).

Figure 4

SAT performance gaps remained consistent in AISD between students who were African American or Hispanic and students who were White, Asian, or two or more races.



Source. College Board SAT 2020 Cohort Final Report, accessed through College Board Reports Center, September 2020

The SAT focuses on the knowledge, skills, and understandings identified as critical to college and career readiness and success. In addition, it places emphasis on word meanings and contextual references, and provides an optional essay given at the end of the SAT.

The overall SAT scoring scale ranges from 400 to 1600 and from 200 to 800 for the evidence-based reading and writing and math portions of the exam. Scores of 2 to 8 may be earned on each of three dimensions for the essay. Essay results are reported separately.

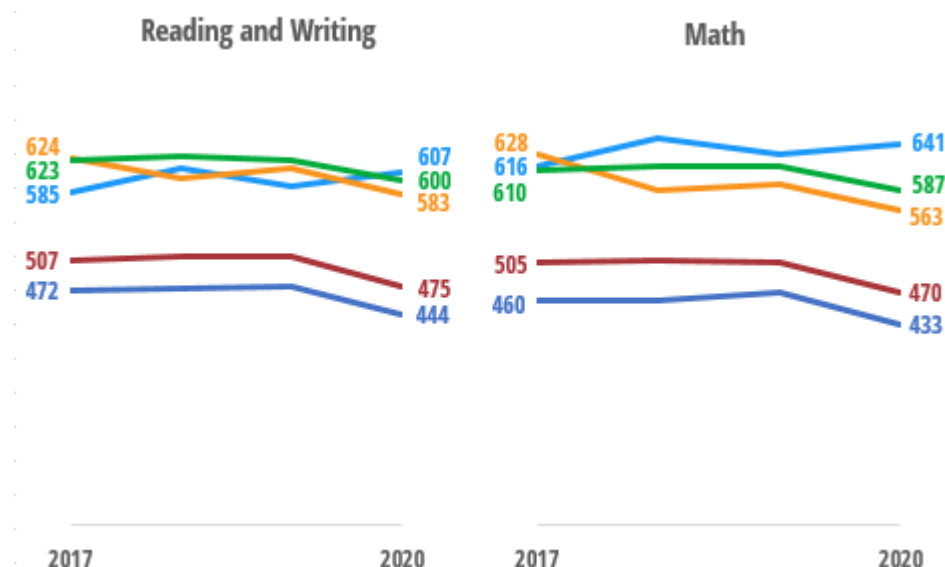
For more information, please refer to <https://collegereadiness.collegeboard.org/sat/inside-the-test/compare-old-new-specifications>

College Readiness

Since 2017, both reading and writing and math scores increased for Asian students. Reading and writing and math scores decreased for students who were African American, Hispanic, White, and two or more races (Figure 5).

Figure 5

Since 2017, reading and writing scores increased for Asian students but decreased for African American, Hispanic, two or more races, and White students.



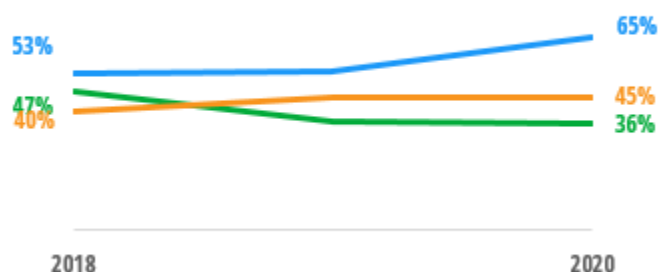
Source. College Board SAT 2020 Cohort Final Report accessed through College Board Reports Center, September 2020

Did AISD seniors meet college readiness benchmarks on the SAT?

Higher percentages of AISD seniors met college readiness benchmarks for SAT total (Figure 6), reading and writing, and math (Figure 7) compared with percentages for the state and nation. In addition, the percentages of seniors who meet SAT college readiness benchmarks have increased for AISD and the nation but not for the state since 2018.

Figure 6

On the SAT overall, AISD seniors met the college readiness benchmark at a higher rate than did seniors across the state and nation.



Source. College Board SAT 2020 Cohort Final Report, accessed through College Board Reports Center, September 2020

Students and educators use the SAT assessment to prepare for success after high school.

SAT established college and career readiness benchmarks based on student outcomes in entry-level college courses.

There are benchmarks for both SAT reading and writing and SAT math exams.

SAT defines college and career readiness as meeting the following subject area benchmarks:

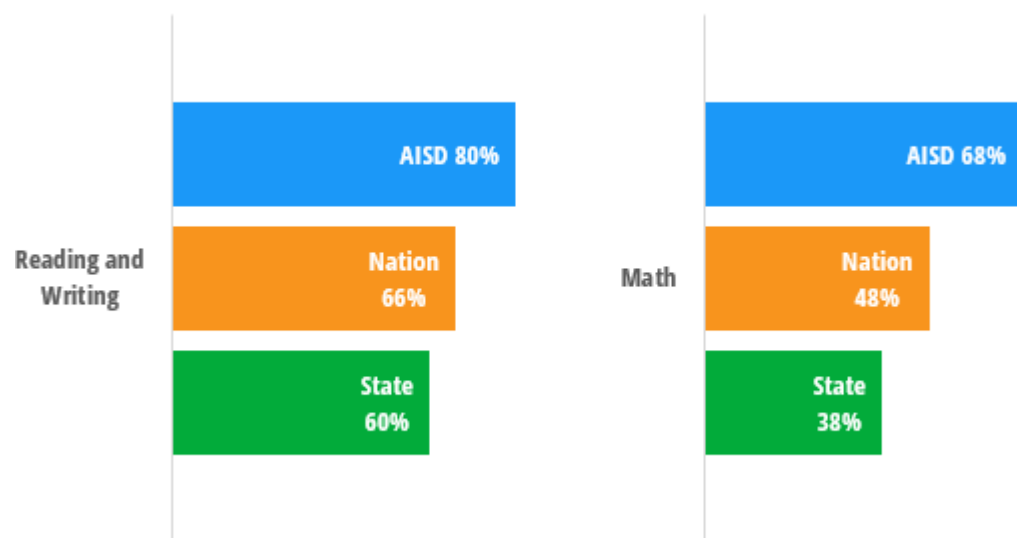
- Math benchmark score of 530
- Reading and writing score of 480

Benchmarks represent a 75% likelihood of achieving a C or better grade in first-semester, credit-bearing college courses in a related subject area.

For more information on SAT college readiness benchmarks, please refer to <https://collegereadiness.collegeboard.org/about/scores/benchmarks>

Figure 7

AISD seniors met the college readiness benchmarks in reading and writing and math at higher rates than did seniors across the **state** and **nation**.



Source. College Board SAT 2020 Cohort Final Report, accessed through College Board Reports Center, September 2020

Reference

College Board. (2020, September). *SAT Cohort Final Report for Austin Independent School District (AISD)*. New York, NY: Author.

AUSTIN INDEPENDENT SCHOOL DISTRICT

Aline Orr, Ph.D.

Department of Research and Evaluation



4000 S. IH-35 Frontage Road | Austin, TX 78704
512.414.1724 | fax: 512.414.1707
www.austinisd.org/dre | Twitter: @AISD_DRE

January 2021

Publication 20.06 RB