Aline Orr, Ph.D.

Publication 18.03 RB
October 2018

2018 SAT Test Results Summary

Austin Independent School District

2017–2018

Purpose

This report describes SAT test results for AISD's graduating seniors, Class of 2018, who took the SAT any point during high school. The SAT test is scored on a 1600-point scale. The test components include Evidenced-Based Reading and Writing and Mathematics. The score range was 200 to 800 points for each component. A perfect overall SAT score is 1600.

How many AISD students took the SAT?

AISD seniors' participation in SAT testing increased in 2017-2018, compared with participation in the 2016-2017 school year (Figure 1). Similarly, compared to the prior school year, SAT test participation increased slightly for all student groups (Figure 2). However, participation of seniors who identified themselves as white has decreased slightly from 2016.

Figure 1

While there was a slight decrease in the number of SAT test-takers in 2018, AISD SAT test participation has increased over the past ten years.

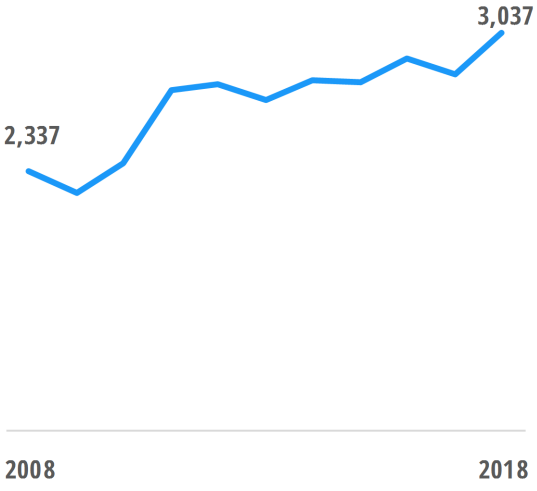

Figure 2

Since 2016, SAT test participation increased for students who were Hispanic, African American, Asian, or two or more races, but decreased for students who were white.

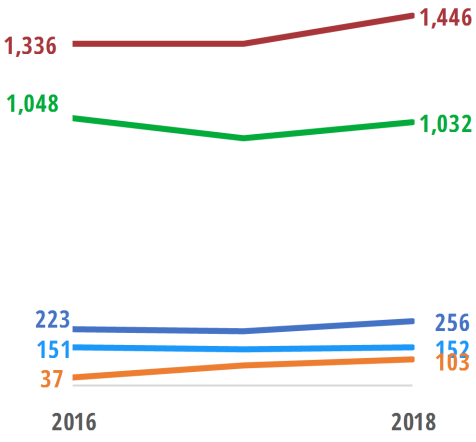

Source. College Board's District Profile Report accessed through the College Board Reports Center on 10.25.2018

Department of Research and Evaluation
Austin Independent School District

How did AISD seniors perform on the SAT?

For the past 3 years, district's SAT scores have exceeded the state and the national averages overall and on the evidenced–based reading and writing and math tests (Figure 3). Compared to scores concorded from 2016 and 2017, the national and AISD's overall averages increased while the overall average SAT scores slightly decreased for the state.

Figure 3

The district's average overall SAT score exceeded the state and the national averages and in both subject areas.

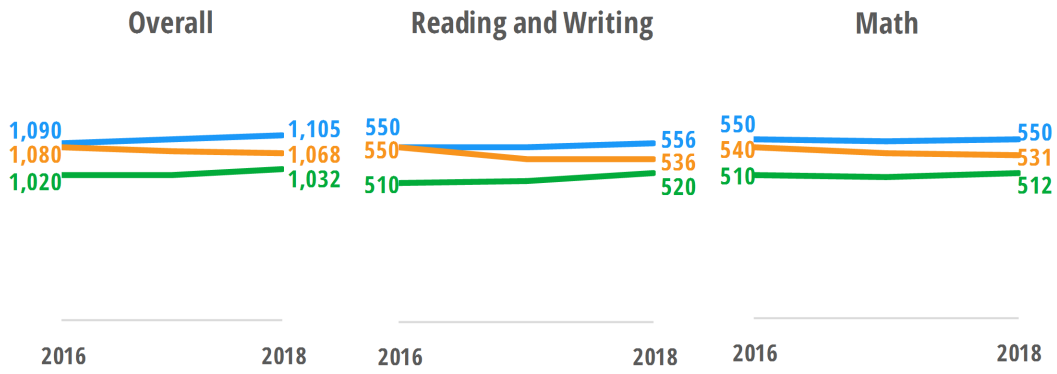

Source. College Board's District Profile Report accessed through the College Board Reports Center on 10.25.2018

Overall average SAT scores for all AISD student groups, except for African Americans, were higher in 2018 than in 2016 (Figure 4). Despite Hispanic students' average overall scores continued rise since 2016, a gap in AISD students' SAT performance remained between students who were Asian, White, or two or more races and those who were African American or Hispanic.

Figure 4

Gaps in AISD students' SAT performance remained between students who were Asian, White, or two or more races and those who were African American or Hispanic.

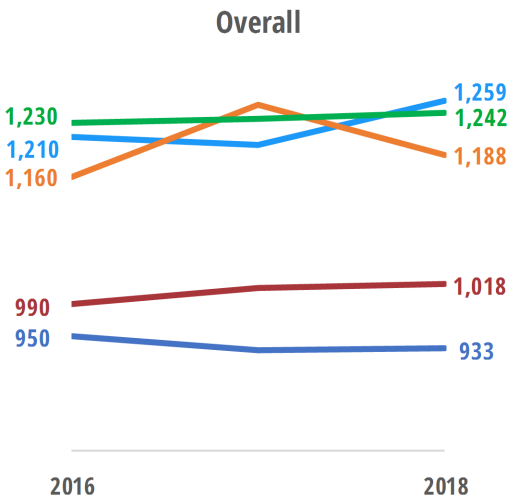

Source. College Board's District Profile Report accessed through the College Board Reports Center on 10.25.2018

Understanding the New and Old SAT Scores

The new SAT is a different test than the previous test. Some changes include:

- a focus on the knowledge, skills, and understandings identified critical to college and career readiness and success;
- greater emphasis word meanings and contextual references; and an
- optional essay given at the end of the SAT.

Scoring ranges also changed between the old and new versions of the SAT test. The overall SAT scoring scale now ranges from 400 to 1600 and from 200 to 800 for the Evidence -Based Reading and Writing and Math portions of the exam. Scores of 2 to 8 may be earned on each of three dimensions for the essay. Essay results are reported separately.

To help educators and test-takers understand the old and new SAT scores in relation to one another, the College Board provided a concordance that shows how to relate the scores. In this report, differences in score reporting between the two tests were accounted for using the instructions provided by the College Board. Specifically, scores reported for SAT tests taken prior to March 2016 were transformed to the new SAT score structure for comparison purposes in this report.

For more information, please refer to https://collegereadiness.collegeboard.org/sat/inside-the-test/compare-old-new-specifications

Figure 5

In Reading and Writing and in Math, average scores for Asian, two or more races, Hispanic, and White students increased since 2016, but not for African American students.

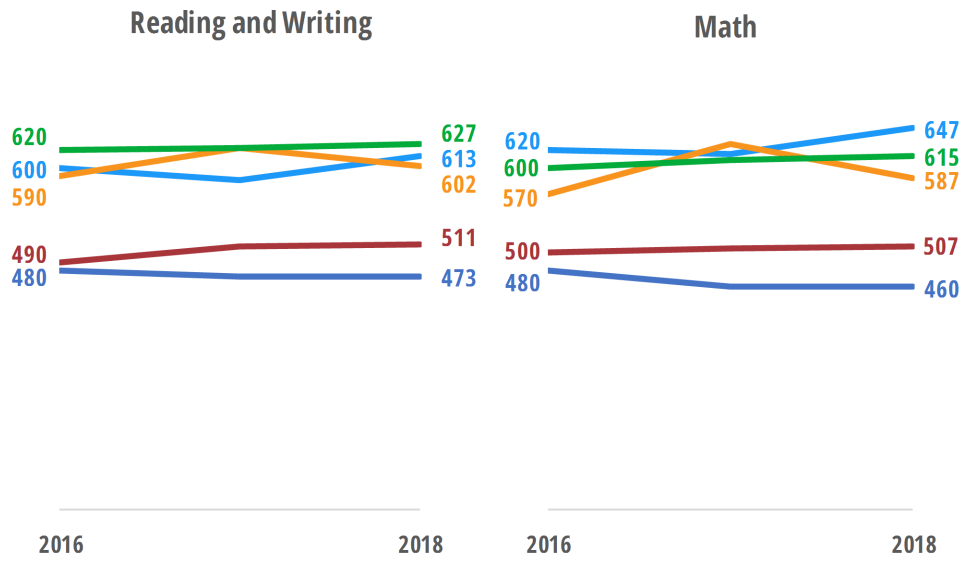

Source. College Board's District Profile Report accessed through the College Board Reports Center on 10.25.2018

Did AISD seniors meet college readiness benchmarks on the SAT?

In 2017—2018, greater percentages of AISD seniors met college readiness benchmarks than did those in the state and nation on the SAT test overall (Figure 6), and in reading and writing, and in math Figure 7. The percentages of seniors who met the SAT college readiness benchmark increased from the 2016 year for the district and state.

Figure 6

On the SAT test overall, AISD seniors met the college readiness benchmark at a higher rate than did seniors across the state and nation.

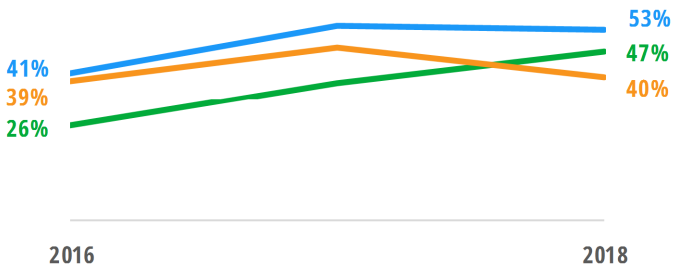

Source. College Board's District Profile Report accessed through the College Board Reports Center on 10.25.2018

College Readiness on the SAT

Students and educators use the SAT assessment to prepare for success after high school. Each portion of the SAT test has set college and career readiness benchmarks based on actual student outcomes in beginning-level college courses. Benchmarks are for the Math and Evidence-Based Reading and Writing tests.

SAT defines college and career readiness as meeting a subject area benchmark in Math and in Evidence-Based Reading and Writing. A Math benchmark score of 530 and Evidence-Based Reading and Writing score of 480 represent a 75% likelihood of achieving at least a C in first-semester, credit-bearing college courses in related subjects and course work.

For more information about the SAT college readiness benchmarks, please refer to the following website:

https://collegereadiness.collegeboard.org/about/scores/benchmarks

Figure 7

AISD seniors met the college readiness benchmarks in reading and writing and in math at higher rates than did seniors across the state and nation.

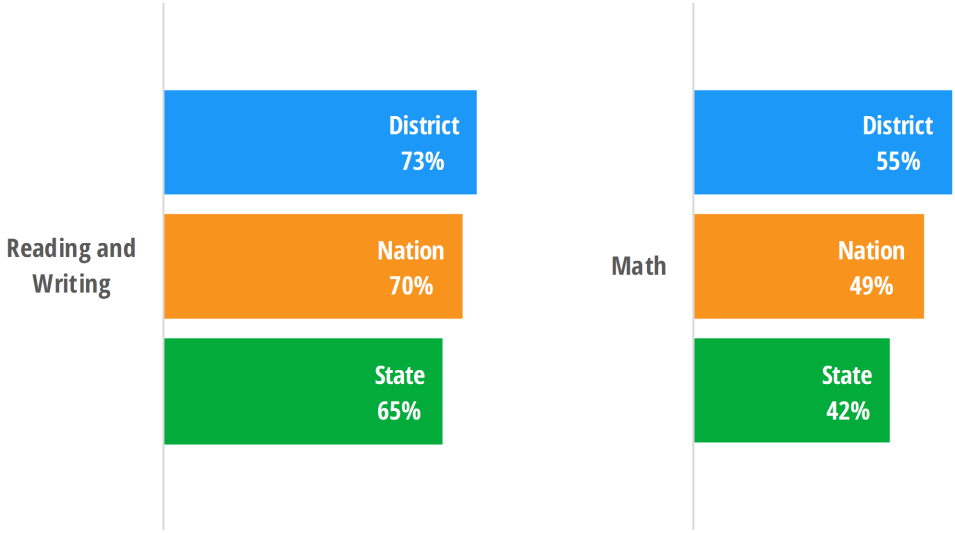

Source. College Board's District Profile Report accessed through the College Board Reports Center on 10.25.2018

Reference

College Board. (2018, October). *College-bound seniors district profile report for Austin Independent School District (AISD).* New York, NY: College Board. Accessed online through the College Board Reports Center.