

WOOTEN ELEMENTARY

2017-2018 COORDINATED SCHOOL HEALTH REPORT

Principal: Angelo San Segundo
Physical education teacher: Cynthia Davis
CSH team member: Heather Wise

Results

Coordinated School Health (CSH) Program implementation data were collected from each Austin Independent School District (AISD) campus in Spring 2018. The results indicated that Wooten Elementary School received a rating of **Exemplary** for the CSH Program implementation in 2017–2018. Campus results will be reflected in the District’s strategic scorecard and the House Bill 5 ratings, i.e., the School District Evaluation of Performance in Community and Student Engagement for wellness and physical education (TEC §46 (C) 39.0545).

| CSH IMPLEMENTATION SUMMARY | 2016-2017 SCORE/RATING | 2017-2018 SCORE/RATING |
|-------------------------------------|---------------------------|---------------------------|
| Total achieved (of 19) required | 19 | 19 |
| Total achieved (of 77) supplemental | 45 | 53 |
| Coordinated School Health Rating | Recognized | Exemplary |

Source. 2018 AISD CSH Program Report

The rating scale⁷⁹ was based on identified activities that support coordinated school health efforts. There were 19 required and 77 supplemental opportunities for elementary campuses to meet or exceed the AISD CSH Program standards. All campuses submitted enough data to be rated. Wooten Elementary School completed 19 required and 53 supplemental items during the 2017–2018 school year.

One component of the supplemental credit earned was for yearly Fitnessgram improvement. The Fitnessgram measure includes a variety of health-related physical fitness tests that assess aerobic capacity, muscular strength and endurance, flexibility, and body composition. Scores from these tests are compared with healthy fitness zone (HFZ) standards to determine students’ overall physical fitness.

AISD campuses are encouraged to use their results to set goals for their Campus Improvement Plan.

⁷⁹ Elementary school rating scale: unacceptable – achieved less than the 19 required items; acceptable – achieved all 19 required and 25 or fewer supplemental items; recognized – achieved all 19 required and 26-48 supplemental items; exemplary – achieved all 19 required and 49 or more supplemental items

Coordinated School Health Item Implementation Inventory

| | Wooten Response | % Yes at All Elementary Schools |
|---|--------------------------------|---------------------------------|
| Implementation of PE | | |
| * PE teacher(s) planned and implemented physical education lessons on a weekly basis that included 50% (or more) Moderate to Vigorous Physical Activity (MVPA). | Yes | 100% |
| * At least 85% of the students were assessed for Fitnessgram. | Yes | 100% |
| * PE teacher(s) are certified in CPR/First Aid and AED. | Yes | 99% |
| * Campus staff followed the AISD Special Area Standards of Service. | Yes | 100% |
| * All PE teachers followed the district PE curriculum and assessments. | Yes | 100% |
| PE teacher(s) followed the National PE Appropriate Practices. | Yes | 100% |
| The PE teacher(s) maintained the required PE inventory and materials. | Yes | 100% |
| The PE teacher(s) used instructional technology (i.e. projector, laptop, other) in a lesson at least once per week. | Yes | 96% |
| At the beginning of each grading period, parents were informed of units to be taught and assessed, including FitnessGram information. | Yes | 83% |
| Other (please specify): <i>P.E. Unit, Health and CATCH Bulletin Boards posted</i> | Yes | 47% |
| CSH Planning | | |
| *The principal established a CSH team. | Yes | 99% |
| The principal identified a CSH chair. | Yes | 99% |
| The CSH team included teacher representatives from each grade level. | Yes | 73% |
| The CSH team included at least one administrator. | Yes | 93% |
| The CSH team included at least two students. | No | 67% |
| The CSH team included the cafeteria manager. | No | 75% |
| Campus leadership identified funds to purchase and maintain CSH equipment for the classroom teachers to use during WOW time. | Yes | 93% |
| The campus leadership established a Student Wellness Team (SWT). | Yes | 90% |
| Other (please specify): | No | 38% |
| How many times did the CSH team meet this year? | 4 or more times (See Figure 1) | |
| * All items with an asterisk were required by the AISD Department of Physical Education and Health to be implemented at each campus. | | |

Figure 1

The majority of Elementary Coordinated School Health teams met 4 or more times this year.



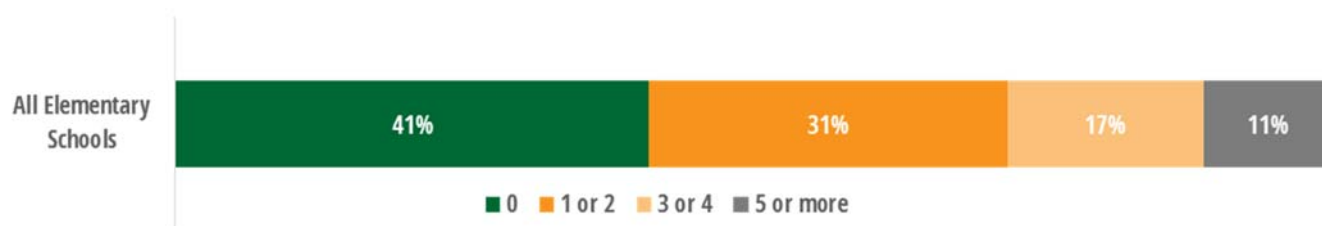
Source. 2017-2018 Coordinated School Health data collection. All percentages are rounded to the nearest whole number.

| | Wooten Response | % Yes at All Elementary Schools |
|---|--------------------|---------------------------------------|
| CSH Implementation | | |
| * Campus students and staff participated in the Health and PE Department's district-wide activity for CSH Kick-Off Week in September. | Yes | 100% |
| * CSH chair forwarded the CATCH Coordination Kit Newsletter and other CSH information to staff. | Yes | 99% |
| * Campus staff implemented the CATCH Coordination Kit themes each grading period. | Yes | 99% |
| Campus students and staff participated in Red Ribbon Week in November. | Yes | 94% |
| Campus students and staff participated in Healthy Heart Week in February. | Yes | 98% |
| Campus students and staff participated in School Breakfast Week in March. | No | 86% |
| Campus staff hosted at least one CATCH/Family Fun Fitness Night. | Yes | 100% |
| The PE Department Chair or the CSH team provided information or training for all classroom teachers/staff regarding this year's CSH initiatives for their campus. | Yes | 90% |
| The Student Wellness Team was given opportunities to advocate for nutrition and physical activity to their peers. | Yes | 88% |
| Other (please specify): <i>Teachers came and asked for extra resources to teach nutrition to their students.</i> | Yes | 42% |
| Health Lessons | | |
| * Students were taught the Human Sexuality and Responsibility lessons during science class in the month of May (unless the parents signed an opt-out form). | Yes | 98% |
| * All classroom teachers followed the district's Health curriculum. | Yes | 96% |
| Other (please specify): | No | 27% |
| Working Out for Wellness (WOW) | | |
| * All classroom teachers followed the campus WOW schedule (20 minutes) to meet the 135 minutes of structured physical activity per week. | Yes | 100% |
| * All classroom teachers provided 30 minutes of recess daily. | Yes | 100% |
| The CSH Chair provided beginning of year staff training on how to implement WOW and where to find WOW resources. | Yes | 90% |
| The CSH Chair provided information to all staff about how to participate in Marathon Kids. | Yes | 100% |
| Classroom teachers planned and implemented structured physical activities during WOW, which included Marathon Kids. | Yes | 98% |
| Campus staff provided WOW activities inside during inclement weather. | Yes | 100% |
| The PE teacher trained students in 3rd 5th grade classes to help lead WOW activities. | Yes | 77% |
| Other (please specify): | No | 36% |
| * All items with an asterisk were required by the AISD Department of Physical Education and Health to be implemented at each campus. | | |

| Nutrition | Wooten Response | % Yes at All Elementary Schools |
|---|-----------------|---------------------------------|
| * Healthy options were available when food/beverages were provided to teachers/staff during meetings (i.e. faculty meetings and professional development days). | Yes | 100% |
| * The students had access to healthy foods/beverages when food and beverages were provided at campus events during the school day. | Yes | 100% |
| * The campus staff refrained from providing students access to Foods of Minimal Nutritional Value (FMNV) (including candy or food rewards) during the school day unless stated in a student's IEP. | Yes | 94% |
| * The campus refrained from selling food or beverages for any fund-raising activity during the school day (i.e., there were no food sales from 30 min before the bell until 30 minutes after the bell). | Yes | 98% |
| * Students and parents had access to healthy foods when food and beverages were served at after-school events/activities. | Yes | 99% |
| The campus developed additional guidelines concerning birthday celebrations (i.e. the number of celebrations per month and a certain time to celebrate) so as not to interfere with instructional time. | Yes | 91% |
| The campus provided integrated nutrition education-based opportunities (i.e. school garden, farm stand, farm to work, cooking classes, etc.) | Yes | 95% |
| Other (please specify): | No | 43% |
| How many food-related fundraisers did your campus staff sponsor outside the school day this year? | 3 or 4 | (See Figure 2) |
| * All items with an asterisk were required by the AISD Department of Physical Education and Health to be implemented at each campus | | |

Figure 2

Only 41% of the elementary schools refrained from sponsoring food-related fundraisers at their school this year.

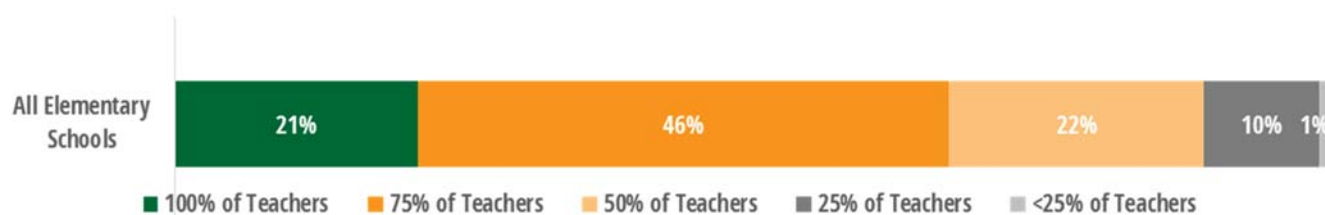


Source. 2017-2018 Coordinated School Health data collection. All percentages are rounded to the nearest whole number.

| | Wooten Response | % Yes at All Elementary Schools |
|---|-----------------|---------------------------------|
| Brain Breaks | | |
| The CSH chair provided staff training this year on how to implement Brain Breaks and locate Brain Break and GoNoodle resources. | Yes | 91% |
| At least 1 brain break goal was identified in the Campus Improvement Plan. | Yes | 78% |
| Brain break activities were provided at faculty meetings throughout the school year. | Yes | 86% |
| Other (please specify): | No | 38% |
| Approximately what percentage of classroom teachers are registered and using Go Noodle activities at least one time every day? | 75% | (See Figure 3) |

Figure 3

At 21% of campuses, 100% of teachers were registered and using Go Noodle activities at least one time every day.



Source. 2017-2018 Coordinated School Health data collection. All percentages are rounded to the nearest whole number.

| | Wooten Response | % Yes at All Elementary Schools |
|--|-----------------|---------------------------------|
| Other Physical Activity Opportunities | | |
| The campus provided before-school physical activity opportunities (i.e. running club, open gym, or Go Noodle). | No | 60% |
| The campus provided after-school physical activity opportunities (i.e. running club or open gym). | Yes | 95% |
| The campus participated in the AISD 5th Grade Volleyball Playday. | No | 53% |
| The campus participated in the AAPER Cross Country Run. | No | 31% |
| Other (please specify): <i>After-school basketball clubs and soccer clubs</i> | Yes | 59% |

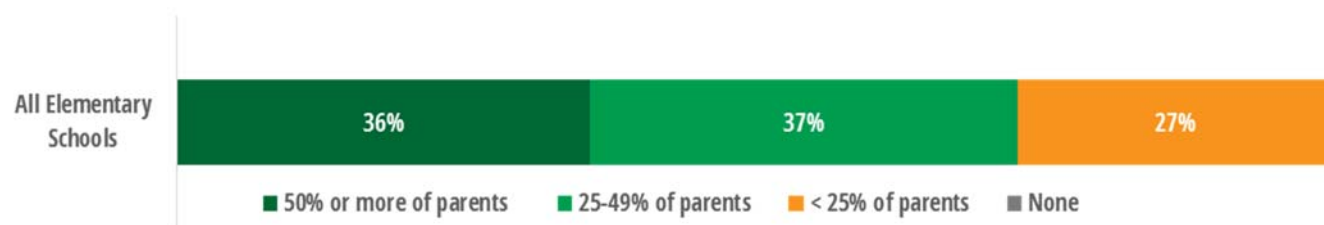
School Health Environment

| | | |
|--|-----|-----|
| Campus staff posted nutrition information in the school hallways and cafeteria throughout the school year. | Yes | 99% |
| Campus staff posted physical activity information in the school hallways throughout the school year. | Yes | 95% |
| Campus staff sent nutrition and physical activity information to parents. | Yes | 93% |
| Campus staff posted nutrition and physical activity information on the campus website. | No | 73% |
| Other (please specify): | No | 48% |

| Parent and Community Participation | Wooten Response | % Yes at All Elementary Schools |
|---|-----------------|---------------------------------|
| * Parents were notified that they could request their child's Fitnessgram results on the Parent Cloud. | Yes | 98% |
| Campus has a Healthy Lifestyle chairperson as an identified position on their PTA. | Yes | 65% |
| There was at least one parent on the CSH team. | No | 77% |
| Other (please specify): | No | 35% |
| Approximately how many parents participated in the CATCH/Family Fun Night at your campus? | 25% of parents | (See Figure 4) |
| * All items with an asterisk were required by the AISD Department of Physical Education and Health to be implemented at each campus | | |

Figure 4

At the majority of campuses, 25% or more of parents participated in the CATCH/Family Fun Night at their campus.

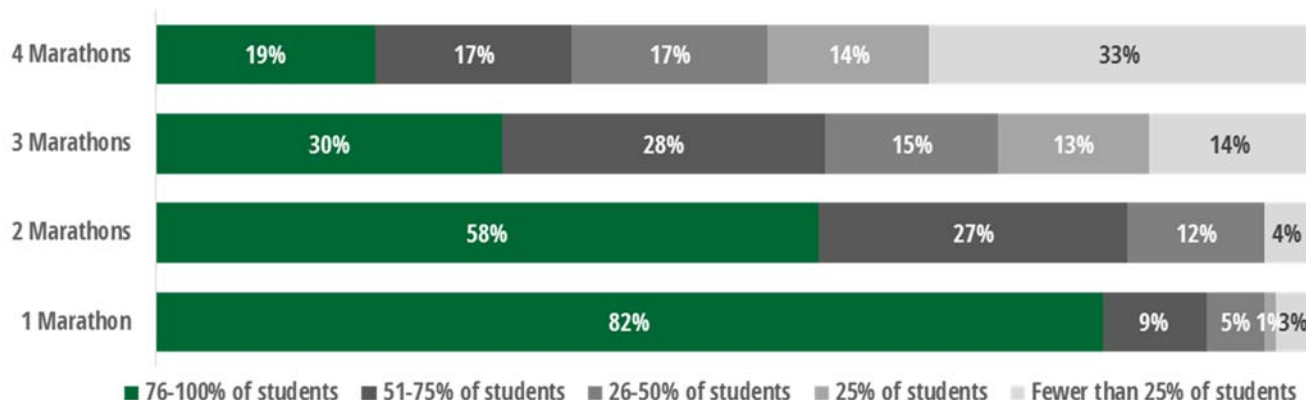


Source. 2017-2018 Coordinated School Health data collection. All percentages are rounded to the nearest whole number.

| Marathon Participation | Wooten Response | % Yes at All Elementary Schools |
|--|-----------------|---------------------------------|
| What percentage of K-5 students completed the equivalent of one marathon? | 76-100% | (See Figure 5) |
| What percentage of K-5 students completed the equivalent of two marathons? | 76-100% | (See Figure 5) |
| What percentage of K-5 students completed the equivalent of three marathons? | 51-75% | (See Figure 5) |
| What percentage of K-5 students completed the equivalent of four marathons? | Fewer than 25% | (See Figure 5) |

Figure 5

The majority of students across AISD elementary schools completed at least one marathon, and 19% of elementary schools reported that 76-100% of their students completed the equivalent of 4 marathons.



Source. 2017-2018 Coordinated School Health data collection. All percentages are rounded to the nearest whole number.

FITNESSGRAM RESULTS

CHANGE IN HEALTHY FITNESS ZONE (HFZ) FROM PRIOR TO CURRENT YEAR (PERCENTAGE OF CAMPUSES REPORTING IN EACH CATEGORY)

| Fitness Area Tested | Wooten Elementary | | | | Average Elementary 2018 Final |
|---------------------|-------------------|-----------------|------------|---------------------------------------|-------------------------------|
| | 2017 Final | 2018 Diagnostic | 2018 Final | Change* from 2017 Final to 2018 Final | |
| BMI | 48% | 42% | 45% | Decreased | 57% |
| Aerobic Capacity | 62% | 58% | 60% | Decreased | 71% |
| Curl-Ups | 43% | 51% | 74% | Increased | 75% |
| Push-Ups | 55% | 53% | 62% | Increased | 66% |
| Sit and Reach | 63% | 70% | 57% | Decreased | 69% |
| Trunk Lift | 84% | 83% | 75% | Decreased | 78% |

Source. 2017-2018 Coordinated School Health data collection.

* Campuses provided change information – it was not calculated from the scores.



PLEASE SHARE ANYTHING ELSE YOUR CAMPUS DID TO SUPPORT CSH OR WHOLE CHILD THAT YOU WOULD LIKE TO TELL US ABOUT:

Wooten had several running events which included the Pumpkin Run, the Jingle Bell Run and the Color Run. We also had a school wide jump rope and hula hoop contest. We had after school basketball and soccer clubs. Dr. Goodall Wooten Elementary has been recognized as an Eco-School because of the many school gardens the students tend to. These gardens consist of vegetables, fruits, butterfly and flower gardens. Once a month we have an Academy 4 club which is directed to the whole child. The students here at Dr. Goodall Wooten Elementary have the opportunity to experience cooking classes, piano classes, guitar classes, dance classes, soccer classes, martial arts classes and many more types of classes. After their choice of classes each student experiences time with their mentor focusing on leadership qualities.

AUSTIN INDEPENDENT SCHOOL DISTRICT

Cinda Christian, Ph.D.

Department of Research and Evaluation



1111 West 6th Street, Suite D-350 | Austin, TX 78703-5338
512.414.1724 | fax: 512.414.1707
www.austinisd.org/dre | Twitter: @AISD_DRE

June 2018

Publication 17.24 RB 2.83