

AISD REACH Campus Report

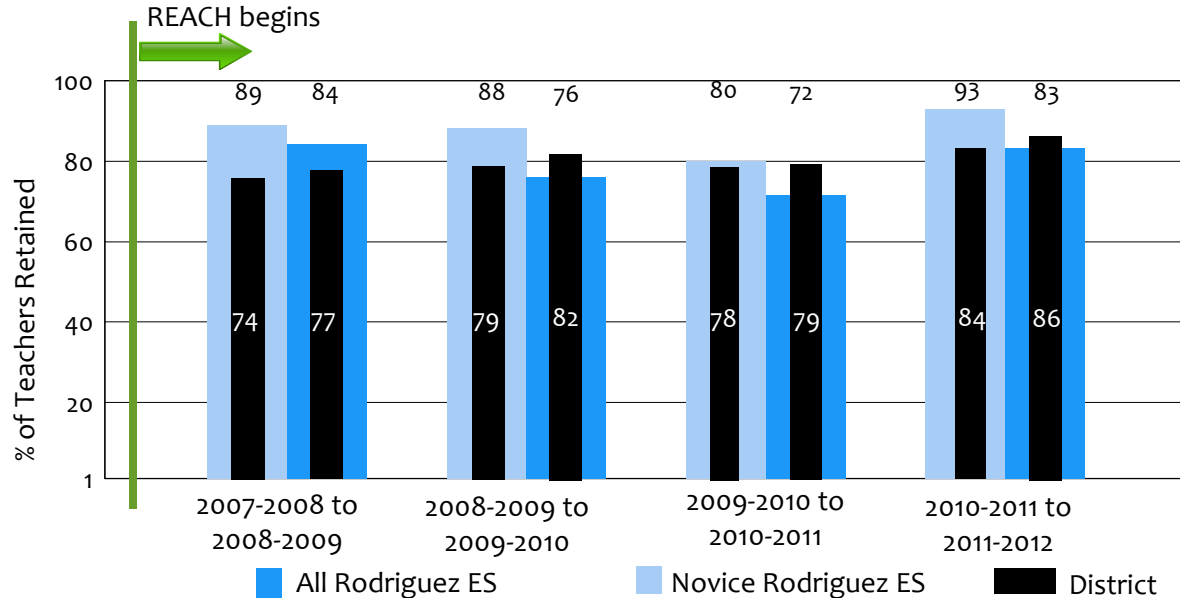
Rodriguez ES

Table 1. Average Stipend Award per Eligible REACH Teacher in 2008-2009 Through 2011-2012

	Number of eligible teachers	Average earned	Maximum earned	Maximum possible
2008-2009	69	\$4,486	\$6,000	\$10,000
2009-2010	67	\$4,119	\$6,000	\$10,000
2010-2011	71	\$6,373	\$10,000	\$10,000
2011-2012	68	\$5,654	\$8,500	\$11,500

The most rewarding aspect of REACH has been: "the extra cash. It's nice to have extra money."
[Rodriguez ES Teacher Focus Group, Spring 2011]

Figure 1. Percentage of All Rodriguez ES Teachers and Novice Teachers Retained, 2007-2008 Through 2011-2012



Note. Teachers affected by the reduction in force (RIF) are excluded.




Table 4. Rodriguez ES Basket of Measures Objectives, 2010-2011 and 2011-2012

	TAKS/STAAR Objective	Met	College/Career Readiness	Met	Choice	Met	EVAAS Met
2010-2011	80% of all students will pass Reading TAKS	✗	20% of all students are Commended on Science TAKS	✓	97% Attendance rate	✓	✓
2011-2012	Increase the percentage of "All students" scoring at Commended in Reading by 8 percentage points to 25%.	✗	Increase 5th grade Technology Literacy Assessment by 29 percentage points to 50%.	✗	Increase DRA K-2nd college readiness by 5.4 percentage points to 40%.	✓	✓

Table 2. Percentage of Rodriguez ES Teachers who Met Individual and Team SLOs

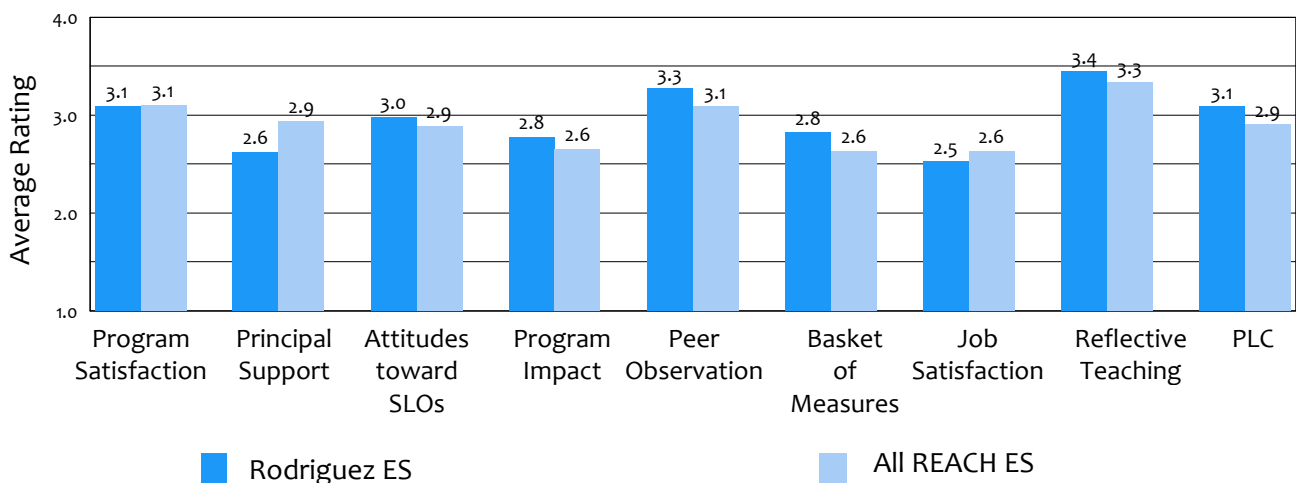
	Met 1 or 2 individual SLOs	Met team SLO
2010-2011	79%	71%
2011-2012	87%	70%

Note. Starting 2010-2011 teachers completed either two individual SLOs or a combination of individual and team SLOs.

Table 3. Percentage of Rodriguez ES Teachers who Met SLOs

	Met 0 SLOs	Met 1 SLOs	Met 2 SLOs
2007-2008	3%	13%	84%
2008-2009	7%	20%	73%
2009-2010	3%	17%	80%
2010-2011	10%	31%	60%
2011-2012	6%	30%	63%

Figure 2. Rodriguez ES Ratings on REACH Subscales in the 2011-2012 Coordinated Survey



Note. Higher scores represent more positive ratings.