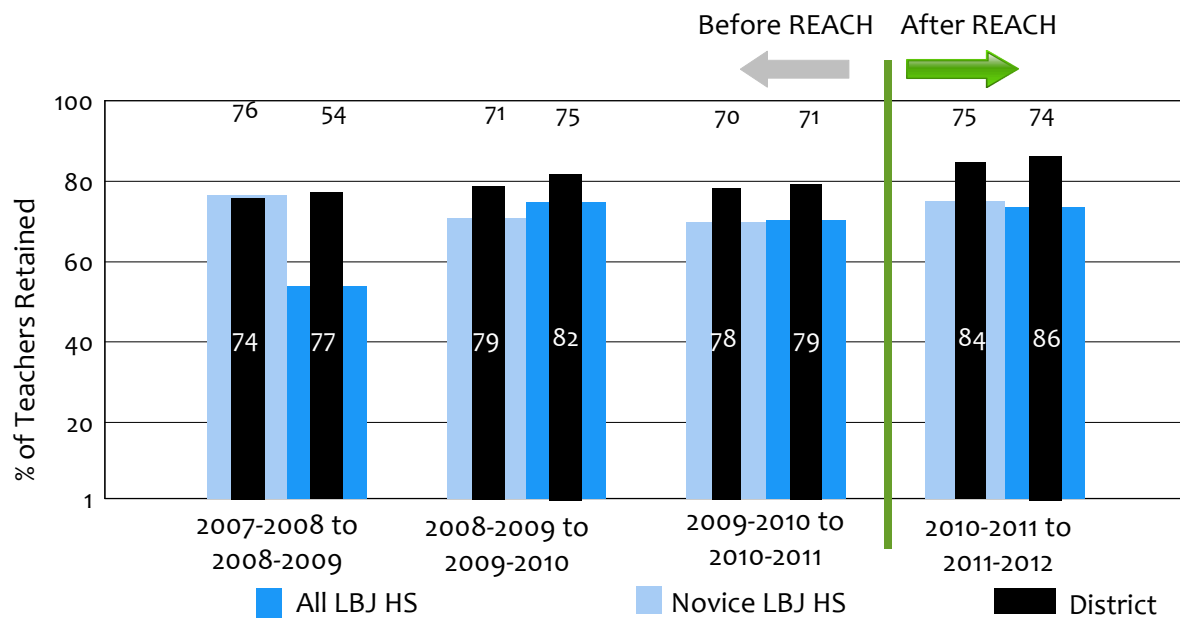


**Table 1. Average Stipend Award per Eligible REACH Teacher in 2008-2009 Through 2011-2012**

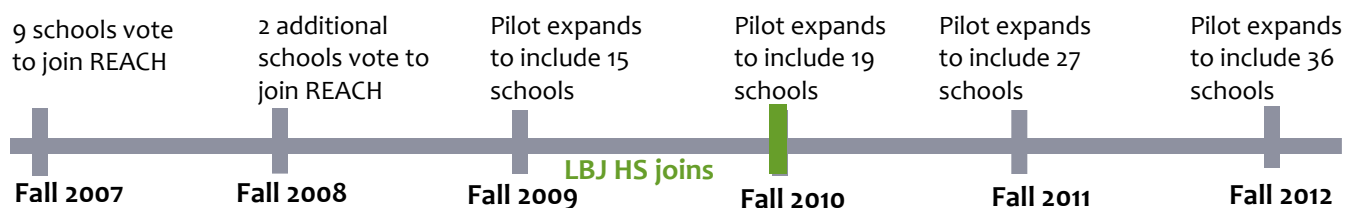
	Number of eligible teachers	Average earned	Maximum earned	Maximum possible
2008-2009	n/a	n/a	n/a	n/a
2009-2010	n/a	n/a	n/a	n/a
2010-2011	88	\$3,318	\$8,000	\$10,000
2011-2012	78	\$5,203	\$8,500	\$11,500

As a REACH participant I have mostly benefitted from: "the way SLOs force you to write down what you want to accomplish."  
[LBJ HS Teacher Focus Group, Spring 2012]

**Figure 1. Percentage of All LBJ HS Teachers and Novice Teachers Retained, 2007-2008 Through 2011-2012**



Note. Teachers affected by the reduction in force (RIF) are excluded.



**Table 4. LBJ HS Basket of Measures Objectives, 2010-2011 and 2011-2012**

	TAKS/STAAR Objective	Met	College/Career Readiness	Met	Choice	Met	EVAAS Met
2010-2011	55% of Hispanic students will pass Science TAKS	✓	50% of eligible 11th grade students will take or be registered for (summer 2011) a Dual Credit course	✗	Class of 2010 Completion Rate at or above 75% in each student group	✗	✗
2011-2012	Increase the percentage of 10th grade students that are Proficient on Science TAKS by 4 percentage points to 70%.	✗	Increase dual credit course enrollment from 68 to 400 students.	✓	Decrease home suspensions to be not more than 347 cases.	✓	✗

**Table 2. Percentage of LBJ HS Teachers who Met Individual and Team SLOs**

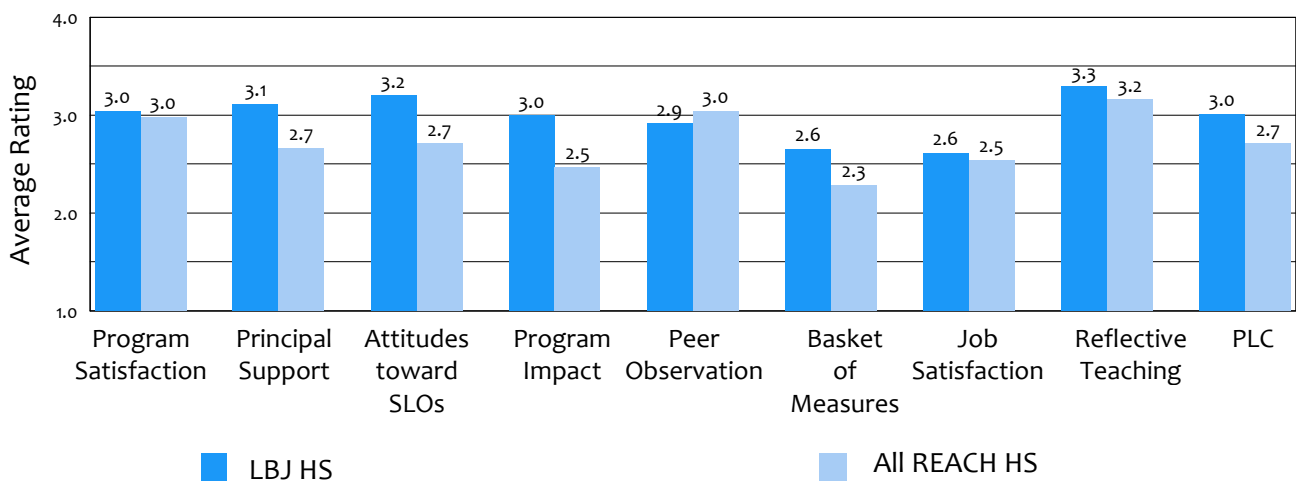
	Met 1 or 2 individual SLOs	Met team SLO
2010-2011	54%	41%
2011-2012	86%	71%

Note. Starting 2010-2011 teachers completed either two individual SLOs or a combination of individual and team SLOs.

**Table 3. Percentage of LBJ HS Teachers who Met SLOs**

	Met 0 SLOs	Met 1 SLOs	Met 2 SLOs
2007-2008	n/a	n/a	n/a
2008-2009	n/a	n/a	n/a
2009-2010	n/a	n/a	n/a
2010-2011	34%	30%	36%
2011-2012	6%	19%	76%

**Figure 2. LBJ HS Ratings on REACH Subscales in the 2011-2012 Coordinated Survey**



Note. Higher scores represent more positive ratings.