



2004-2005 AISD Parent Survey Results

Austin High School

The following report contains the results of the 2004-2005 AISD Parent Survey for your campus and all AISD schools at your level. The first section of this report provides a comparison of the campus demographics and the demographics reported by parents who responded to the survey from your campus. The next section describes the percentage of parents selecting specific responses for each survey item, and the final section indicates the actual number of parents who selected each response option. Campus survey results should be examined for areas of strength and opportunities for improvement. Results for all AISD schools at your level are presented to provide a reference for comparison.

How many parents responded to the survey in 2003-2004 and 2004-2005, and how does this compare to the number of students in the population each year?

| | Campus | District EL | District MS | District HS |
|--|--------------------|----------------------|----------------------|----------------------|
| # of Parents Responding in 2003-2004 | 15 | 16,070 | 2,721 | 1,640 |
| # of Students in 2003-2004 | 2,129 | 42,594 | 15,819 | 19,847 |
| <i>Ratio of Parent Respondents to Students, 2003-04</i> | <i>0.7%</i> | <i>37.7 %</i> | <i>17.2 %</i> | <i>8.3 %</i> |
| # of Parents Responding in 2004-2005 | 6 | 12,137 | 2,007 | 2,700 |
| # of Students in 2004-2005 | 2,213 | 43,566 | 15,705 | 19,976 |
| <i>Ratio of Parent Respondents to Students in 2004-05</i> | <i>0.3%</i> | <i>27.9 %</i> | <i>12.8 %</i> | <i>13.5 %</i> |

Note: The ratio of parent respondents to students is listed above as a percentage for ease of interpretation; however, it is the number of parents who responded per 100 students enrolled.

What did parents report as their child's ethnicity, and how does this compare to the ethnic distribution of the student population?

| Ethnicity | % of Students, as Reported by Parent Respondents | % of Students in Campus Population |
|-------------------------|--|---------------------------------------|
| African American | 16.7% | 5.6% |
| Asian | 0.0% | 1.6% |
| Hispanic | 33.3% | 35.8% |
| Native American | 0.0% | 0.3% |
| White | 50.0% | 56.8% |

What did parents report as their child's grade, and how does this compare to the grade distribution of the student population?

| Grade | % of Students, as Reported by Parent Respondents | % of Students in Campus Population |
|--------------|---|---|
| 6th | N/A | N/A |
| 7th | N/A | N/A |
| 8th | N/A | N/A |
| 9th | 50% | 31% |
| 10th | 16.7% | 24.1% |
| 11th | 0% | 22.4% |
| 12th | 33.3% | 22.6% |

Note: Student population data are based on Fall 2003 and Fall 2004 PEIMS data submitted by the district to TEA, and may differ from the official AEIS report. Parents may have selected grade levels that are not applicable to your campus; this is likely due to confusion with the placement of bubbles on the scan form.

2004-2005 AISD Parent Survey Item Responses

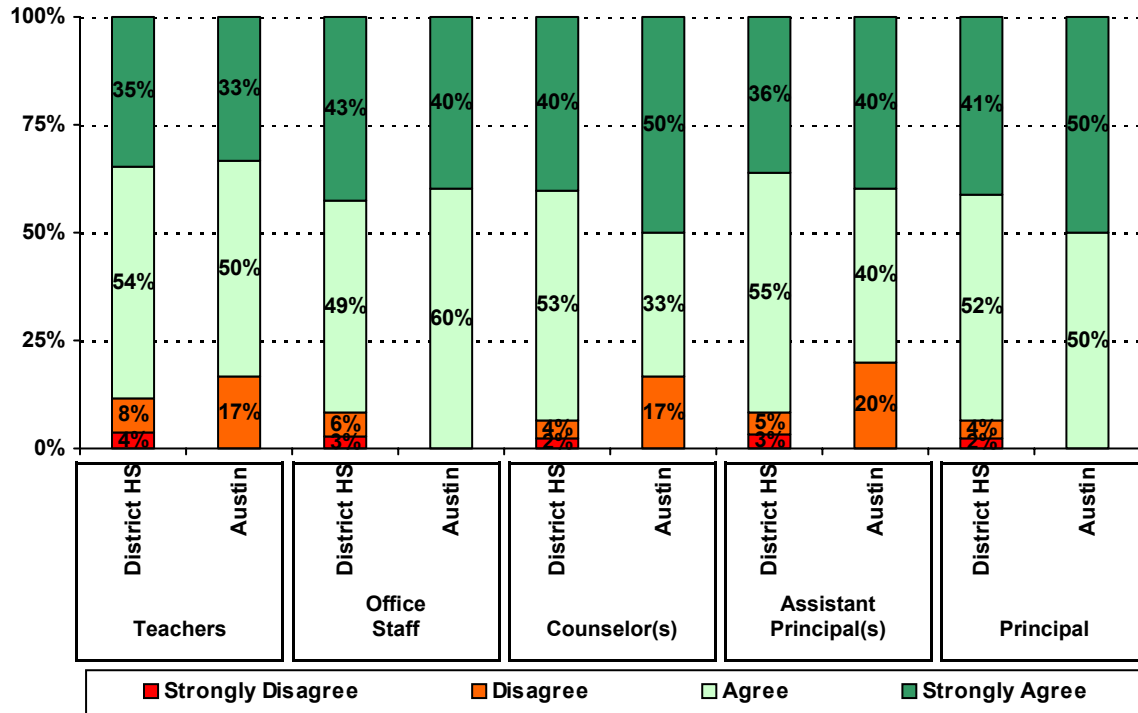
Each survey item is presented below, followed by a bar graph containing results for your campus and for all campuses at your level.

Please examine the results below to determine areas of strength and opportunities for improvement. Large percentages of "Strongly Agree" and "Agree" indicate areas in which your campus staff excel, and large percentages of "Disagree" and "Strongly Disagree" indicate areas for possible improvement.

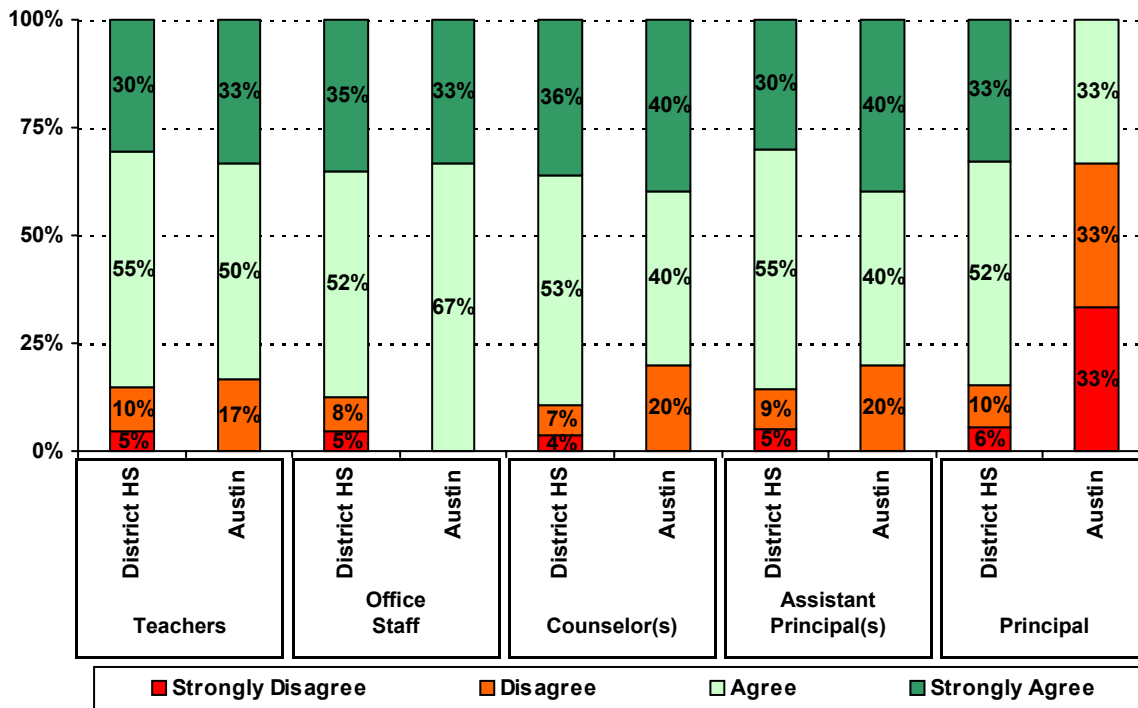
In addition, please compare the percentage of parents from your campus selecting each response option with the percentage of all AISD parents selecting each response option. If your campus percentages are very different from the percentages reported districtwide, please consider potential reasons for discrepancies.

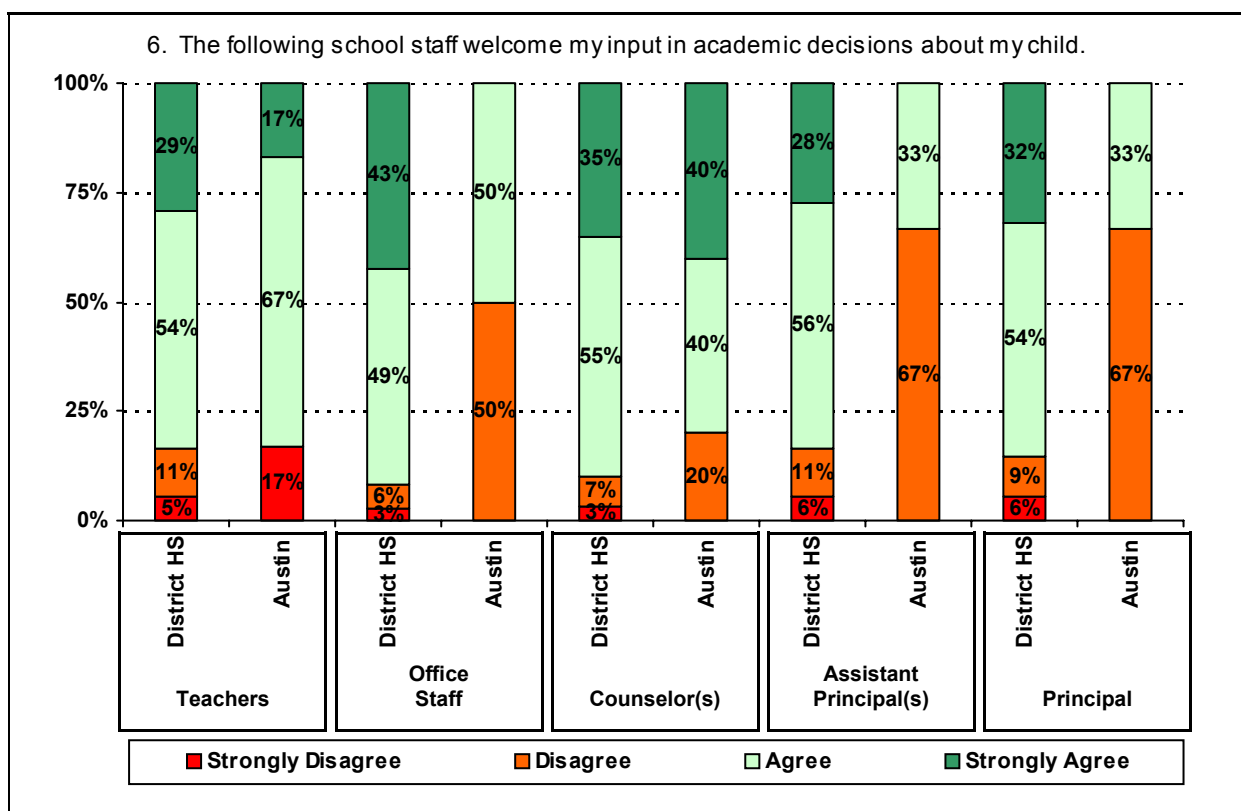
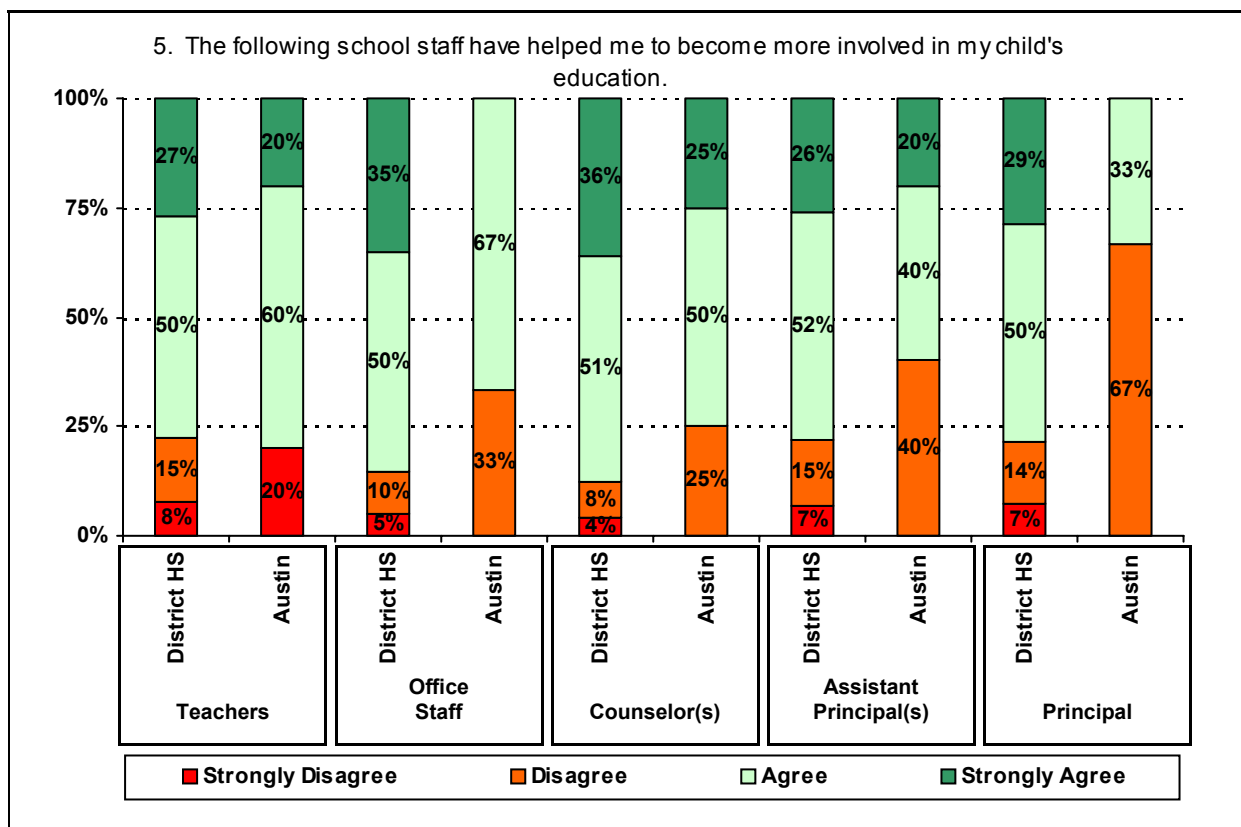
Please also review the results below for staff categories with consistently positive or negative responses. These responses may be used to identify opportunities for praise and areas for professional development.

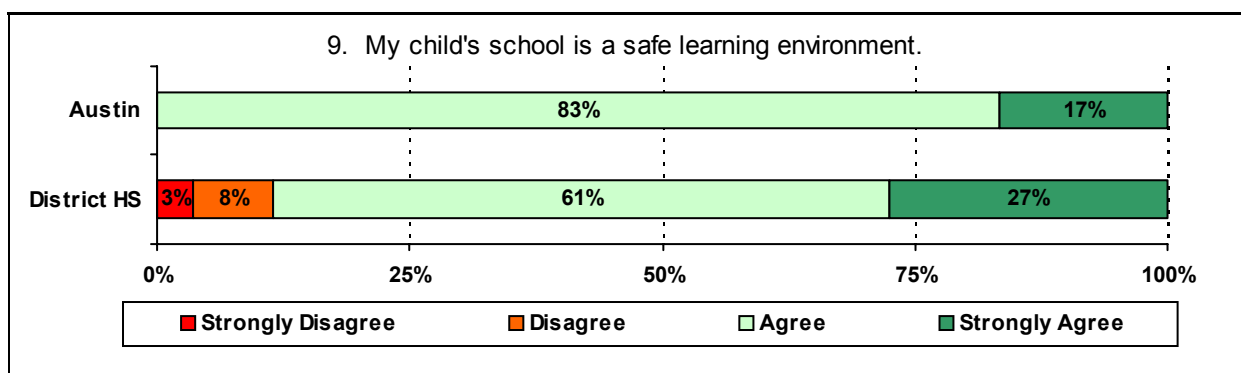
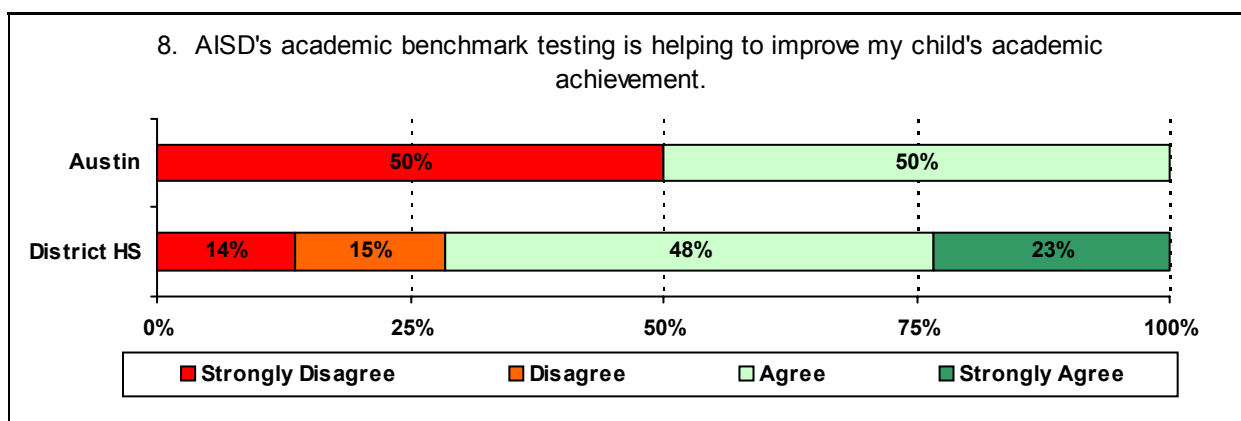
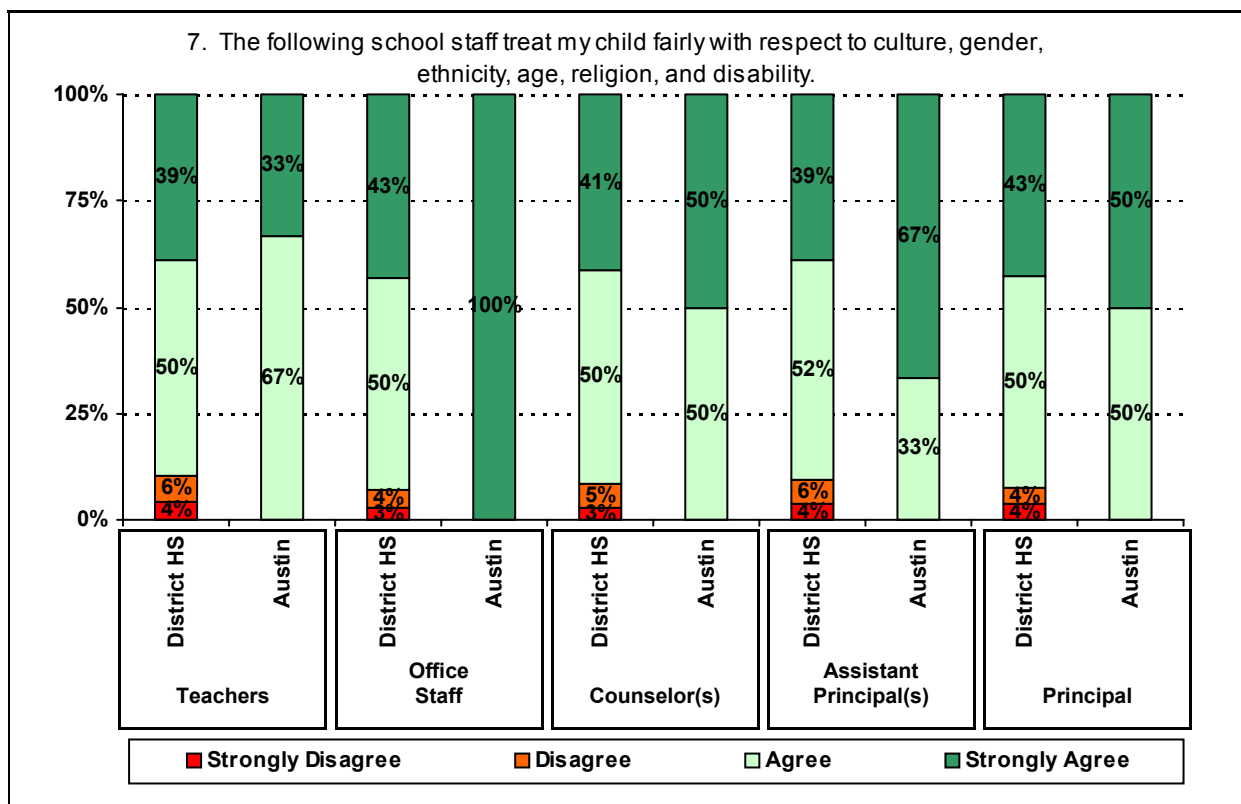
3. The following school staff treat me with courtesy and respect.

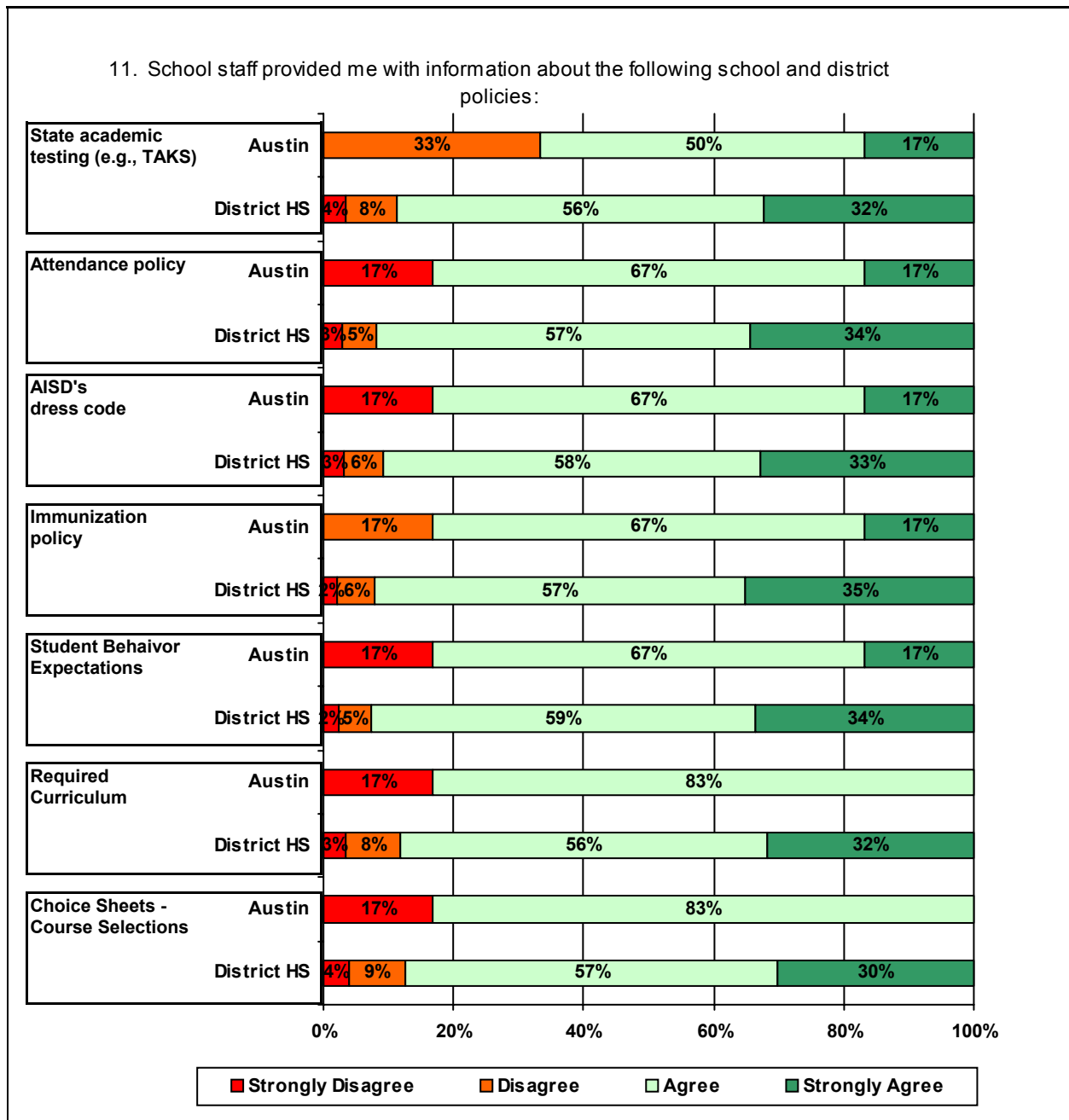
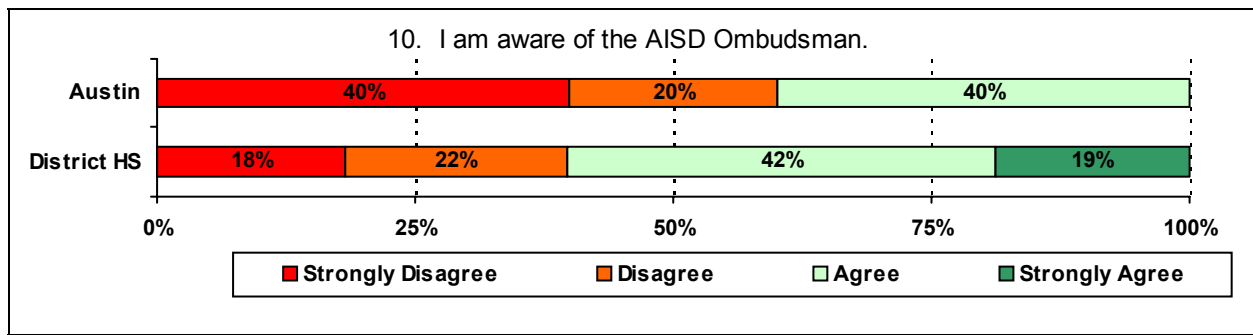


4. The following school staff provide me with opportunities for two-way communication.

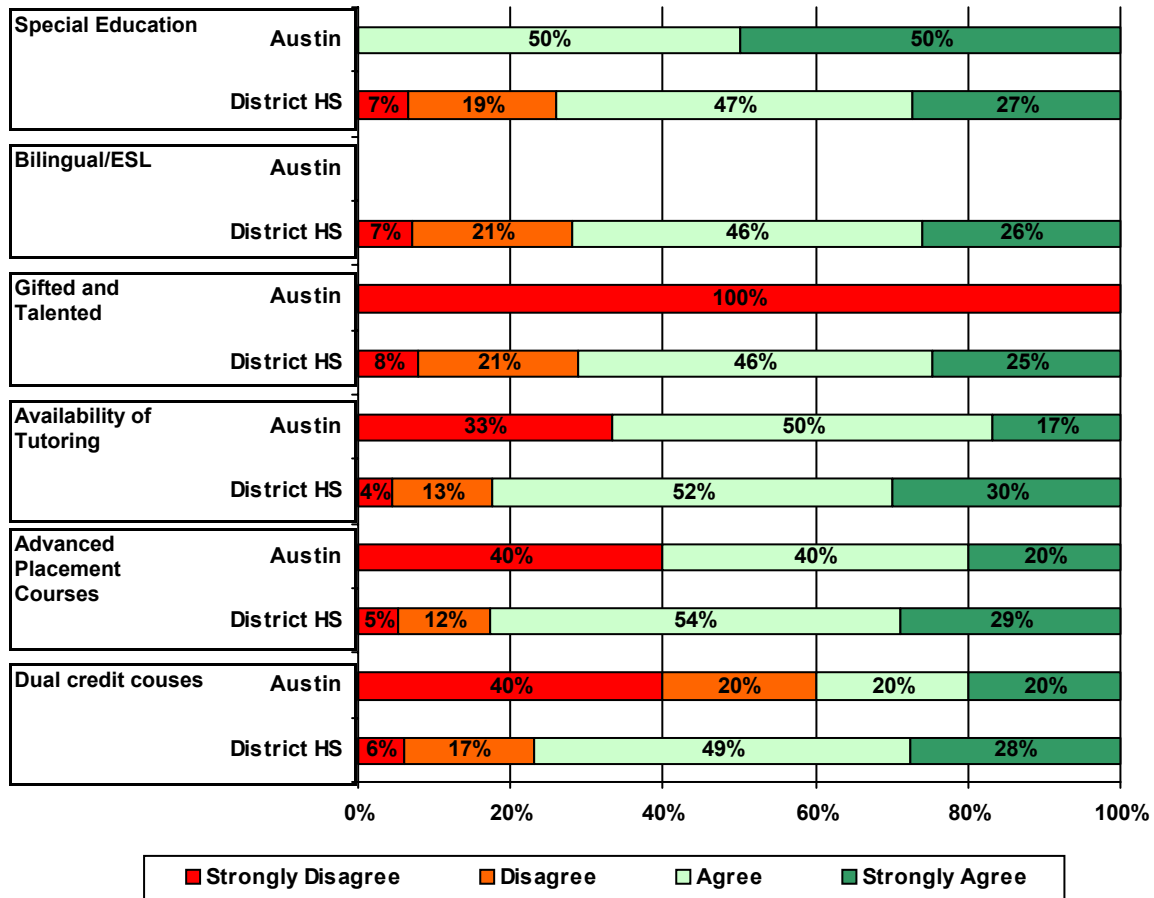




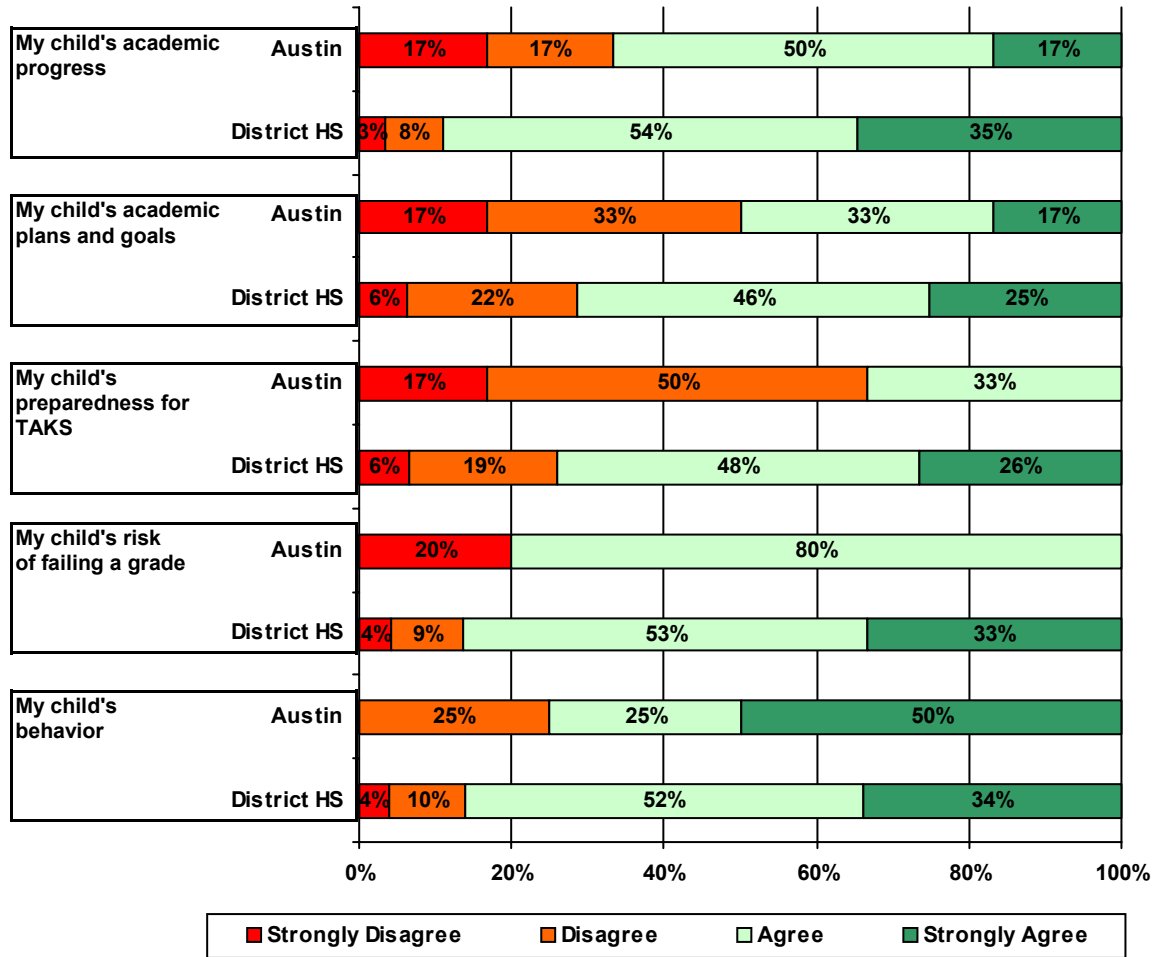




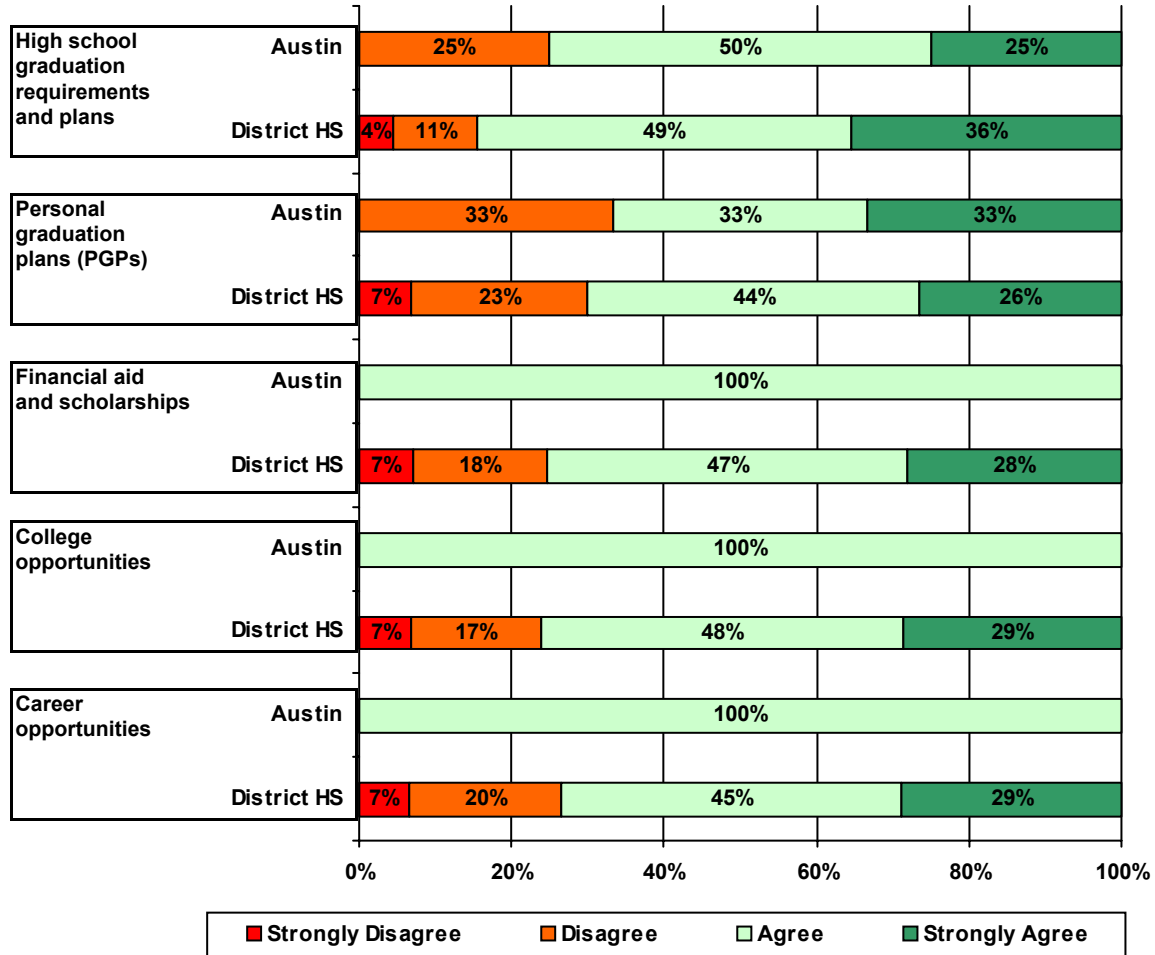
12. School staff provided me with information about the following programs:



13. School staff provided me with the following information about my child:



14. School staff provided me with the following graduation and post-graduation information:



Item Response Details

Number of Austin High School Parent Responses, by Response Option

| | | Strongly Agree | Agree | Disagree | Strongly Disagree | Does Not Apply | Don't Know |
|-----|-------|----------------|-------|----------|-------------------|----------------|------------|
| 3a. | n = 6 | 1 | 1 | 0 | 0 | 0 | 4 |
| 3b. | n = 6 | 2 | 2 | 1 | 0 | 0 | 1 |
| 3c. | n = 6 | 3 | 2 | 1 | 0 | 0 | 0 |
| 3d. | n = 6 | 2 | 3 | 0 | 0 | 0 | 1 |
| 3e. | n = 6 | 2 | 3 | 1 | 0 | 0 | 0 |
| 4a. | n = 6 | 0 | 1 | 1 | 1 | 1 | 2 |
| 4b. | n = 6 | 2 | 2 | 1 | 0 | 1 | 0 |
| 4c. | n = 6 | 2 | 2 | 1 | 0 | 1 | 0 |
| 4d. | n = 6 | 2 | 4 | 0 | 0 | 0 | 0 |
| 4e. | n = 6 | 2 | 3 | 1 | 0 | 0 | 0 |
| 5a. | n = 6 | 0 | 1 | 2 | 0 | 1 | 2 |
| 5b. | n = 6 | 1 | 2 | 2 | 0 | 1 | 0 |
| 5c. | n = 6 | 1 | 2 | 1 | 0 | 2 | 0 |
| 5d. | n = 6 | 0 | 2 | 1 | 0 | 3 | 0 |
| 5e. | n = 6 | 1 | 3 | 0 | 1 | 1 | 0 |
| 6a. | n = 6 | 0 | 1 | 2 | 0 | 2 | 1 |
| 6b. | n = 6 | 0 | 1 | 2 | 0 | 2 | 1 |
| 6c. | n = 6 | 2 | 2 | 1 | 0 | 0 | 1 |
| 6d. | n = 6 | 0 | 1 | 1 | 0 | 2 | 2 |
| 6e. | n = 6 | 1 | 4 | 0 | 1 | 0 | 0 |
| 7a. | n = 5 | 1 | 1 | 0 | 0 | 0 | 3 |
| 7b. | n = 6 | 2 | 1 | 0 | 0 | 0 | 3 |
| 7c. | n = 6 | 1 | 1 | 0 | 0 | 1 | 3 |
| 7d. | n = 6 | 2 | 0 | 0 | 0 | 1 | 3 |
| 7e. | n = 6 | 1 | 2 | 0 | 0 | 0 | 3 |
| *8. | n = 6 | 0 | 1 | 0 | 1 | 0 | 2 |
| 9. | n = 6 | 1 | 5 | 0 | 0 | 0 | 0 |
| 10. | n = 6 | 0 | 2 | 1 | 2 | 0 | 1 |

Number of Austin High School Parent Responses, by Response Option (Continued)

| | | Strongly Agree | Agree | Disagree | Strongly Disagree | Does Not Apply | Don't Know |
|-------------|--------------|----------------|-------|----------|-------------------|----------------|------------|
| 11a. | n = 6 | 1 | 3 | 2 | 0 | 0 | 0 |
| 11b. | n = 6 | 1 | 4 | 0 | 1 | 0 | 0 |
| 11c. | n = 6 | 1 | 4 | 0 | 1 | 0 | 0 |
| 11d. | n = 6 | 1 | 4 | 1 | 0 | 0 | 0 |
| 11e. | n = 0 | 0 | 0 | 0 | 0 | 0 | 0 |
| 11f. | n = 0 | 0 | 0 | 0 | 0 | 0 | 0 |
| 11g. | n = 6 | 1 | 4 | 0 | 1 | 0 | 0 |
| 12a. | n = 6 | 1 | 1 | 0 | 0 | 3 | 1 |
| 12b. | n = 6 | 0 | 0 | 0 | 0 | 5 | 1 |
| 12c. | n = 6 | 0 | 0 | 0 | 2 | 3 | 1 |
| 12d. | n = 6 | 1 | 3 | 0 | 2 | 0 | 0 |
| 13a. | n = 6 | 1 | 3 | 1 | 1 | 0 | 0 |
| 13b. | n = 6 | 1 | 2 | 2 | 1 | 0 | 0 |
| 13c. | n = 6 | 0 | 2 | 3 | 1 | 0 | 0 |
| 13d. | n = 6 | 0 | 4 | 0 | 1 | 1 | 0 |
| 13e. | n = 6 | 2 | 1 | 1 | 0 | 2 | 0 |

*This item included an additional response option, 'I am not aware of AISD's academic benchmark testing.' An additional 2 parents selected this option.