



Austin Independent School District

Department of Program Evaluation

Publication Number 07.87
February 2009

Marshall W. Garland, M.A.
Cinda Christian, Ph.D.
Reetu Naik, M.A.

RESULTS OF THE 2008 STUDENT SUBSTANCE USE AND SAFETY SURVEY

ANDERSON HIGH SCHOOL

Description of Survey

The federal Title IV Safe and Drug Free Schools and Communities grant requires annual needs assessment and evaluation of substance use and safety issues. Consequently, each year, a self-report student survey of substance use and school safety is administered to a random, representative sample of AISD students. The survey is used to track student knowledge, attitudes, and self-reported behavior over time. In the Spring of 2008 a sample of 8,436 students in grades 6-12 submitted valid responses to the district's annual survey of substance use and safety issues, yielding a response rate of 73%.⁸ Selected item results are attached. These results should be shared with your Positive Behavior Support (PBS) team, the Campus Advisory Council, and others involved in campus safety planning efforts for your school.

How should sample data be interpreted?

When it is not feasible to survey an entire population, samples are used instead. However, when a sample is used to make inferences about a population the results must be interpreted with caution. For example, although 87% of a sample may select a particular survey response, this does not necessarily mean 87% of the entire population feels the same way. To interpret the sample data cautiously, we have used the following information to construct an interval that describes the range within which the result for your campus population is likely to fall:

- Population size: In this case, the number of students at your campus.
- Sample size: In this case, the number of survey respondents from your campus.
- Desired level of confidence: In this case, 95%.

The 95% confidence interval is commonly used, indicating that you can be 95% confident that the true population result will fall within the constructed interval.

How should Confidence Intervals be used to interpret your campus data?

Based on the Anderson HS sample of 338 students and population enrollment of 2076, the confidence interval for Anderson HS is + and - 5%.

To make inferences about your campus population using the sample data, the results should be interpreted with the computed confidence interval of 5% on each side of the sample statistics. For example, 6% of respondents from your campus indicated that student fighting and physical aggression is the most serious problem on your campus. Applying the confidence interval (i.e., adding and subtracting 5%) to the 6% yields a range of 1% to 11%. Therefore, you can be 95% confident that somewhere between 1% and 11% of all students at your campus would indicate that student fighting and physical aggression is the most serious problem on your campus.

When making comparisons between item results from year to year, please remember that small changes may have occurred by chance alone. The confidence interval for 2007 is 5%. Therefore, only differences of 10% or greater (5%+5%) should be considered statistically significant when comparing the results from two different years.

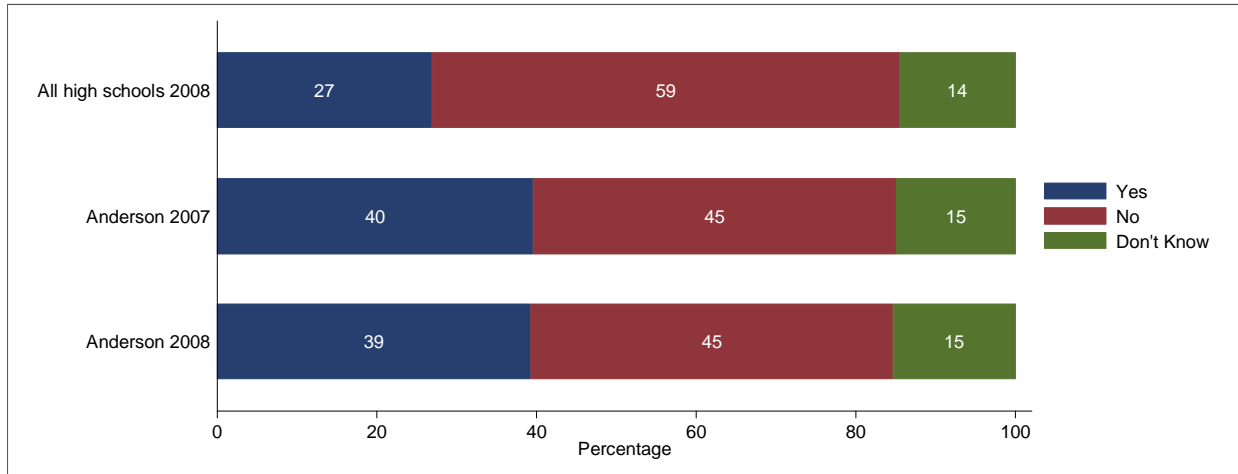
⁸ A total of 8,947 surveys were returned to the Department of Program Evaluation but 511 surveys were removed from analysis due to invalid responses.

RESPONDENT DEMOGRAPHICS AND ITEMS THAT ADDRESS BOTH SUBSTANCE USE AND SAFETY

Demographics

	Gender		Grade				Total
	Male	Female	9th	10th	11th	12th	
Anderson 2007	145 52%	135 48%	85 30%	57 20%	71 25%	67 24%	281
Anderson 2008	169 50%	168 50%	81 24%	103 31%	74 22%	79 23%	338
All high schools 2008	1,568 47%	1,744 53%	1,008 30%	853 26%	746 22%	714 22%	3,341

Q47: Do one or both of your parents usually attend school sponsored open houses, PTA meetings or other school events?



Q51: Of the following, which do you consider to be the most serious problem on your campus?

	Anderson 2008	Percentage point change from 2007	All high schools 2008
Marijuana use	30%	3	29%
Alcohol use	21%	-1	8%
Student fighting and physical aggression	6%	0	12%
Student harassment, threats, and intimidation	4%	-6	7%
Tobacco use	4%	1	3%
Student weapon possession	4%	2	4%
Student vandalism, criminal mischief	3%	-1	4%
Prescription drug use	3%	0	4%
Violence or threats toward staff	0%	0	1%
None of these are serious problems on my campus	26%	2	28%

Q6. During this school year, have you received any information on drugs, alcohol, or violence from any of the following school sources?

	Anderson 2008	Percentage point change from 2007	All high schools 2008
Health class	31%	-3	39%
Science class	25%	8	28%
Another class	24%	8	34%
Advisory/seminar class	14%	NA	40%
Special school event about tobacco, drugs, alcohol, or violence	13%	4	13%
Student support group meetings at school	6%	4	13%
Guidance counselor	4%	0	11%
Other school source not mentioned above	11%	-4	18%
None of the above	38%	3	21%

Note. Percentages may sum to more than 100% because respondents were allowed to choose multiple items. Differences between years should be interpreted with caution due to changes in the structure of the question between 2006-2007 and 2007-2008.

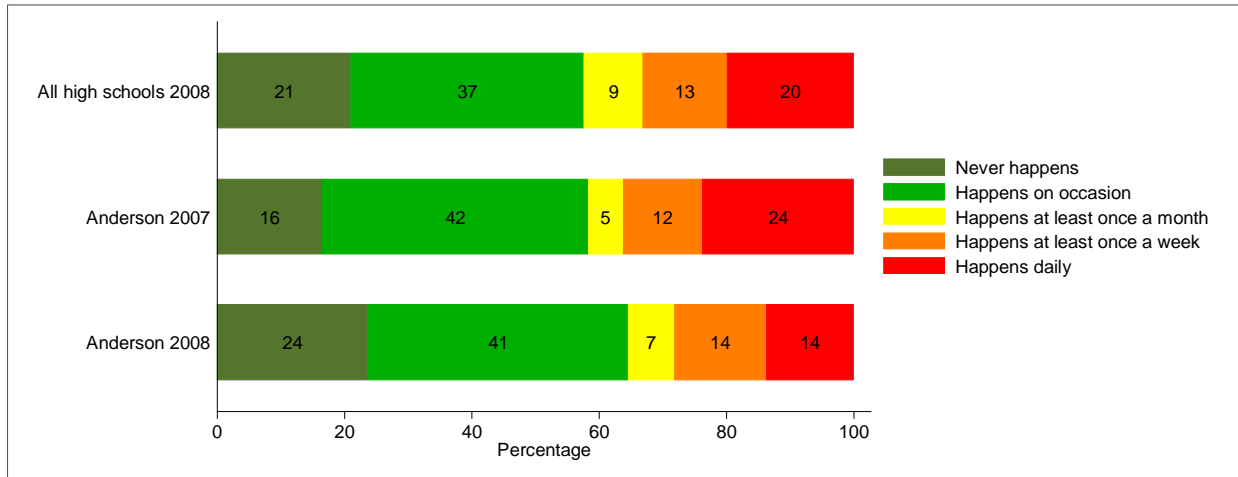
Q48: During this school year, have you brought any of the following items to school?

	Anderson 2008	Percentage point change from 2007	All high schools 2008
Illegal drugs	8%	-2	10%
Tobacco	8%	-4	10%
Prescription drugs	7%	5	6%
Knives	6%	-1	8%
Alcohol	5%	14	5%
Gun	1%	-1	2%
Other weapons	4%	-1	4%
None of the above	81%	4	77%

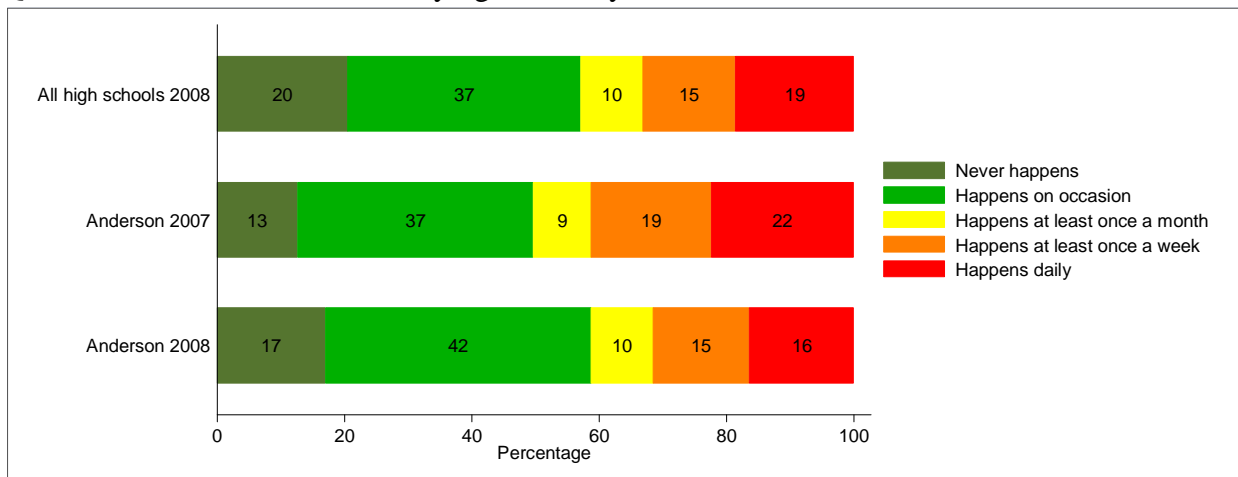
Note. Percentages may sum to more than 100% because respondents were allowed to choose multiple items. Differences between years should be interpreted with caution due to changes in the structure of the question between 2006-2007 and 2007-2008

SCHOOL SAFETY ITEMS

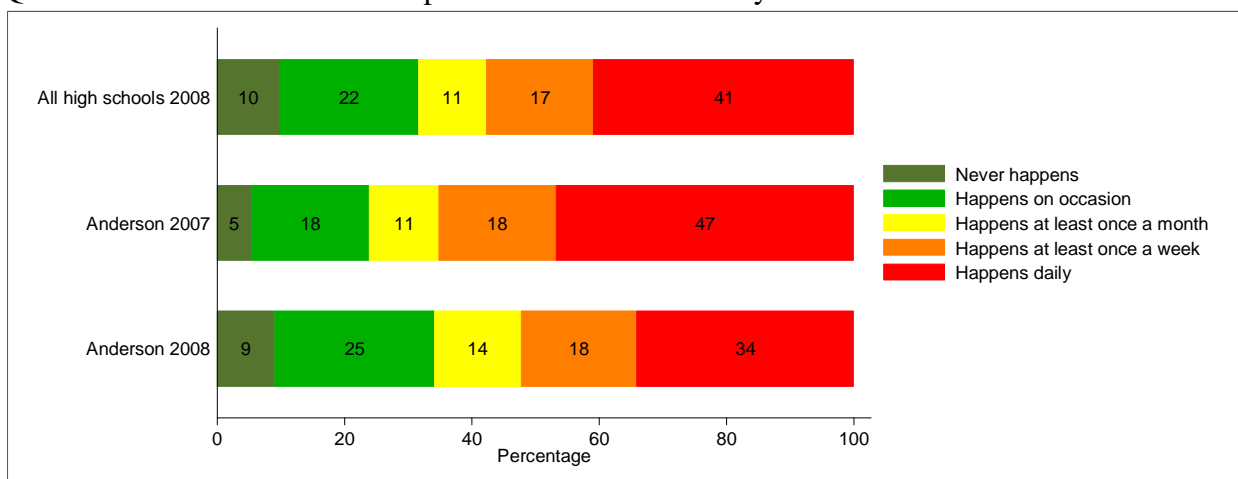
Q14: How often does racial tension occur at your school?



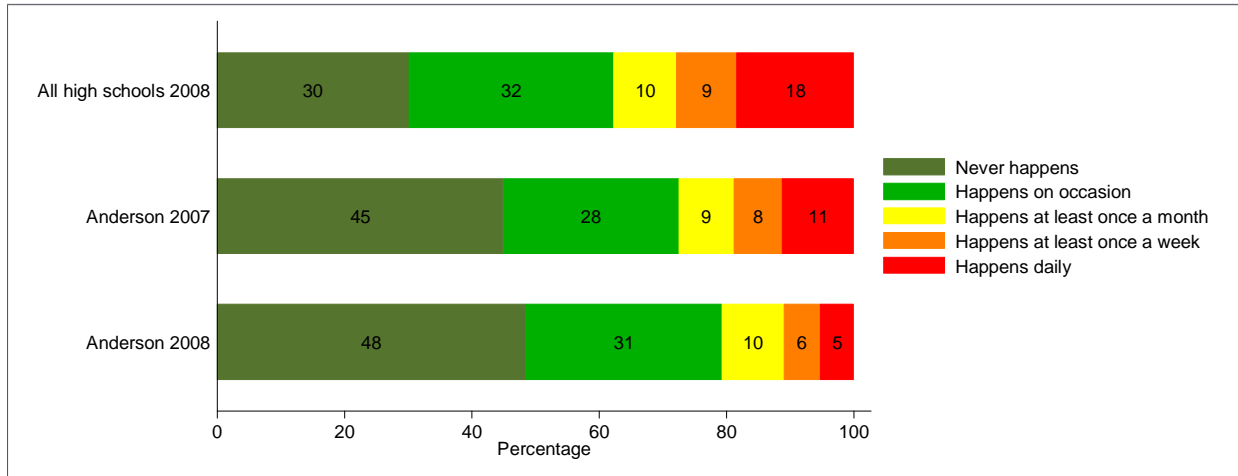
Q15: How often does student bullying occur at your school?



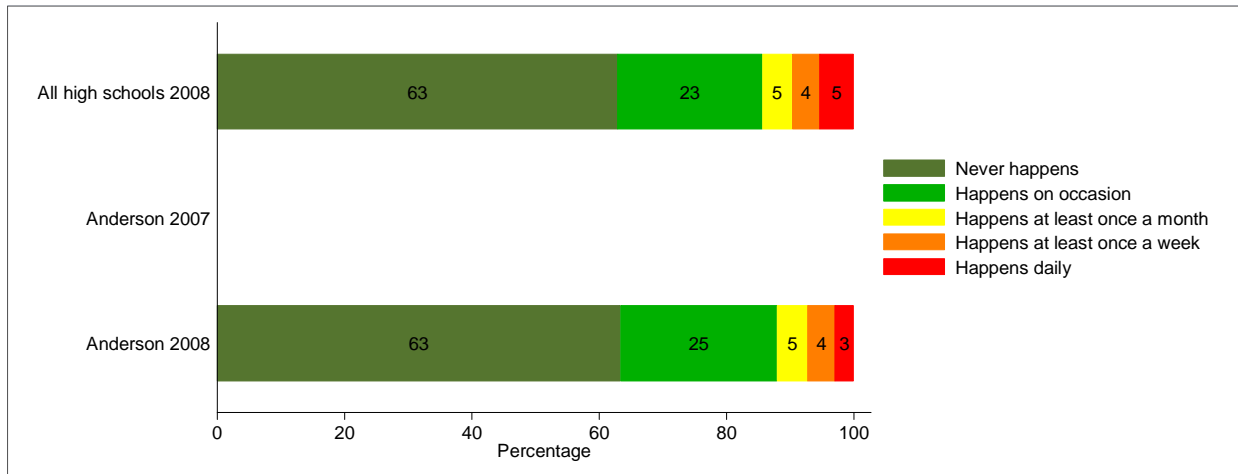
Q16: How often do acts of disrespect for teachers occur at your school?



Q17: How often do gang activities occur at your school?

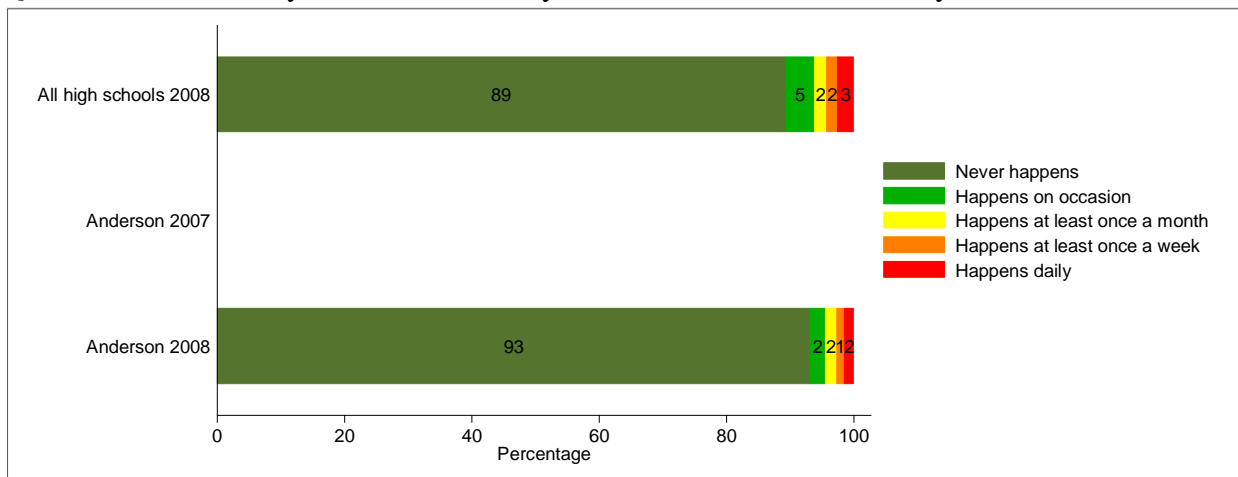


Q18: How often have you experienced any type of bullying at your school?



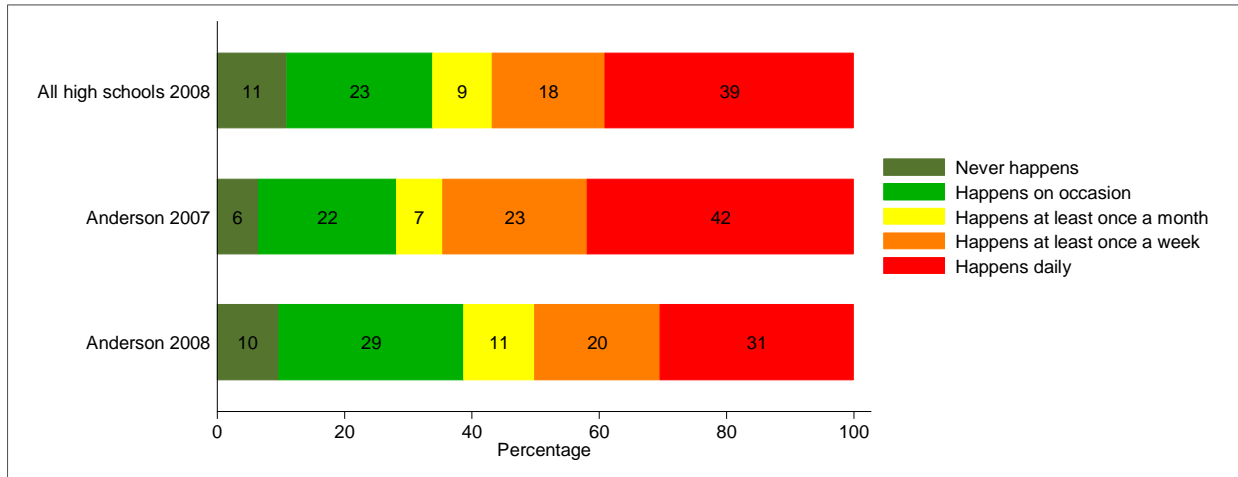
Note: This question was not asked in the 2007 survey .

Q19: How often were you absent because you did not feel safe on the way to/from school?

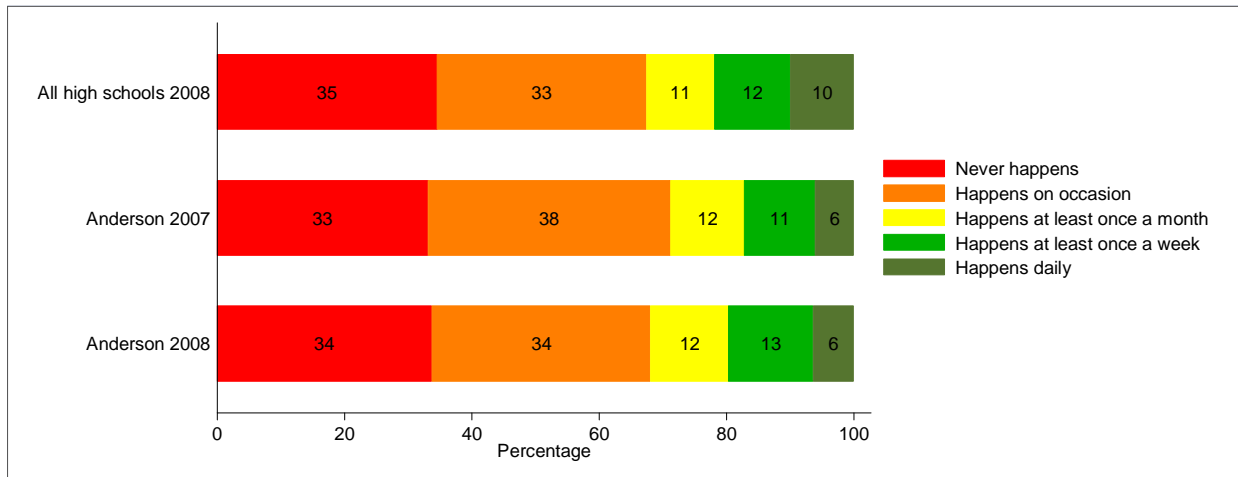


Note: This question was not asked in the 2007 survey .

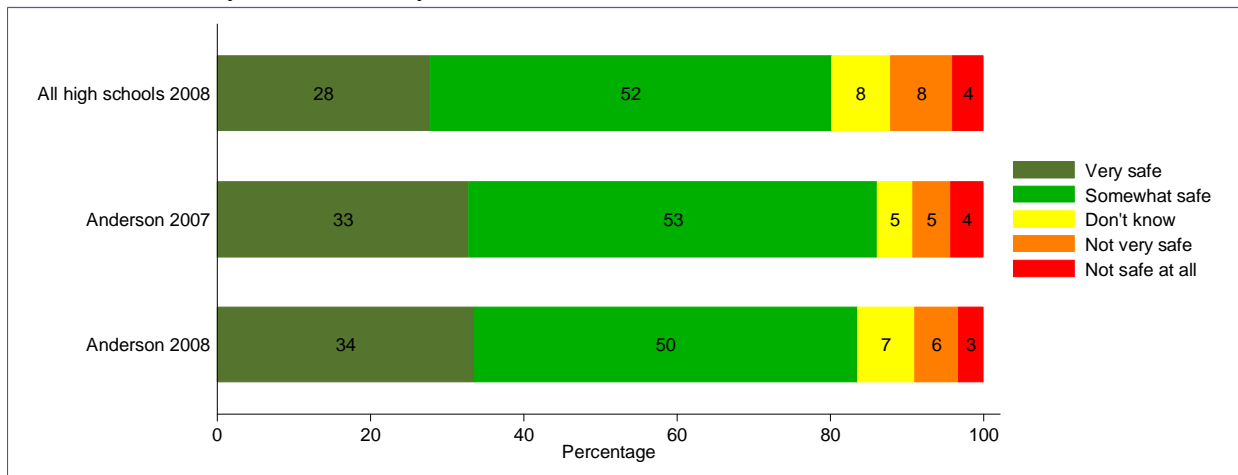
Q20: How often does your teacher have to interrupt class to deal with student misbehavior?



Q21: Do teachers or staff give you praise or rewards for good behavior?



Q7: How safe do you feel when you are at school?

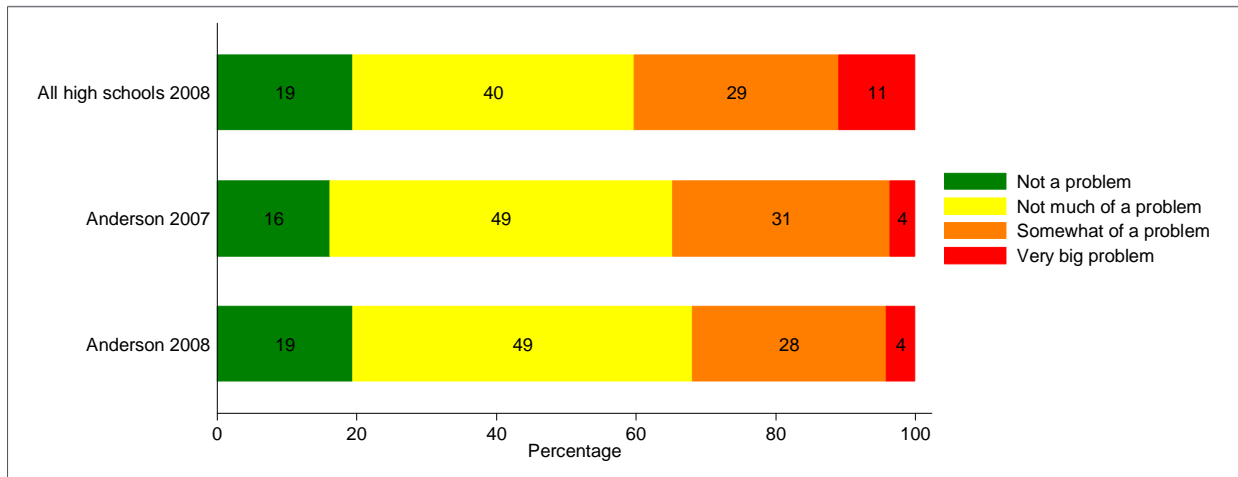


Q10: During this school year, have you experienced any of the following types of bullying at school?

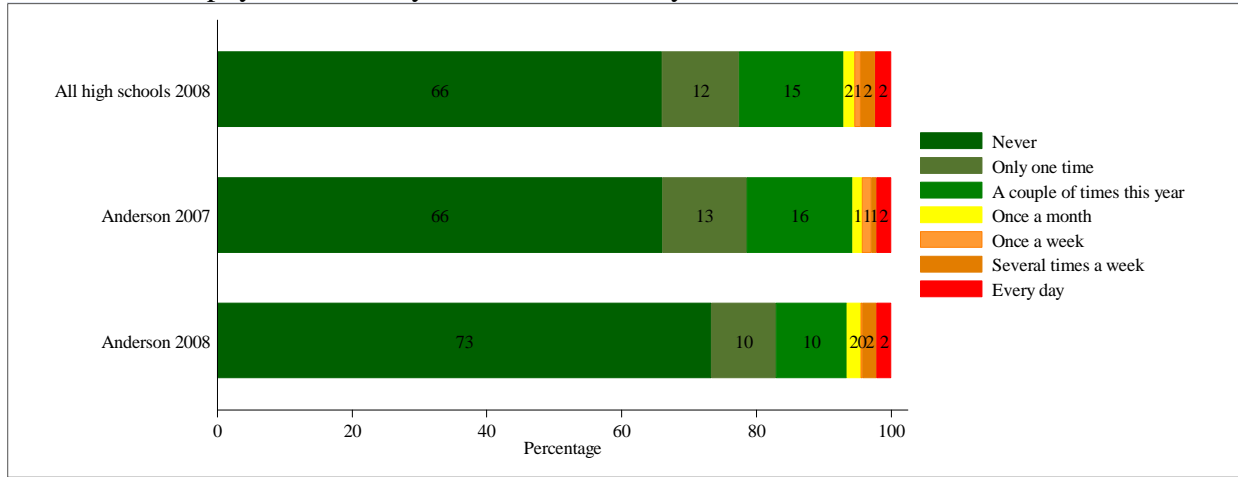
	Anderson 2008	Percentage point change from 2007	All high schools 2008
Verbal	28%	-2	28%
Social	25%	-4	25%
Racial or ethnic harassment	15%	3	13%
Physical	14%	4	13%
Sexual harassment	11%	2	13%
Intimidation	9%	2	9%
Written	6%	2	7%
None	56%	4	54%

Note. Percentages may sum to more than 100% because respondents were allowed to choose multiple items. Differences between years should be interpreted with caution due to changes in the structure of the question between 2006-2007 and 2007-2008

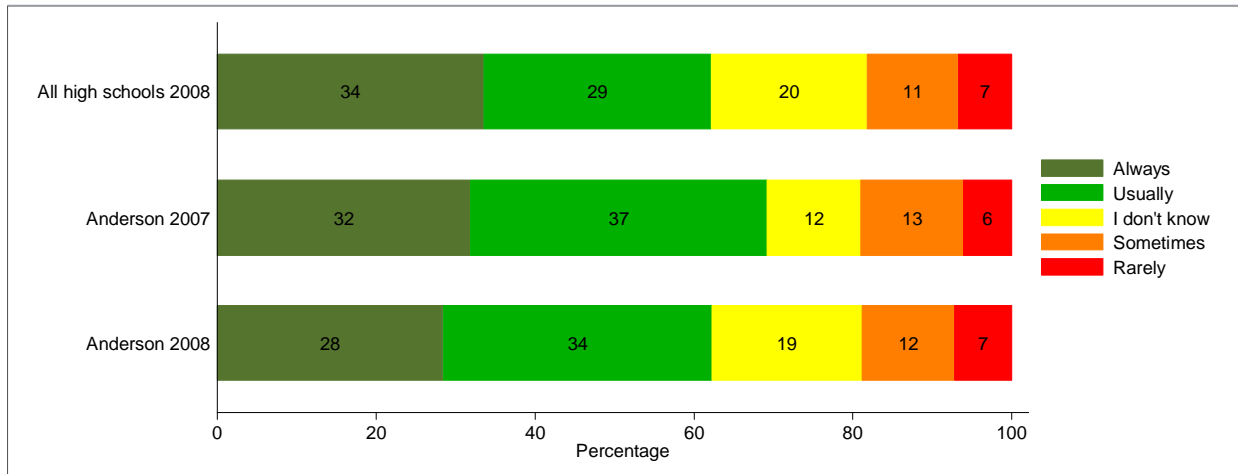
Q11: How big a problem do you think bullying is at your school?



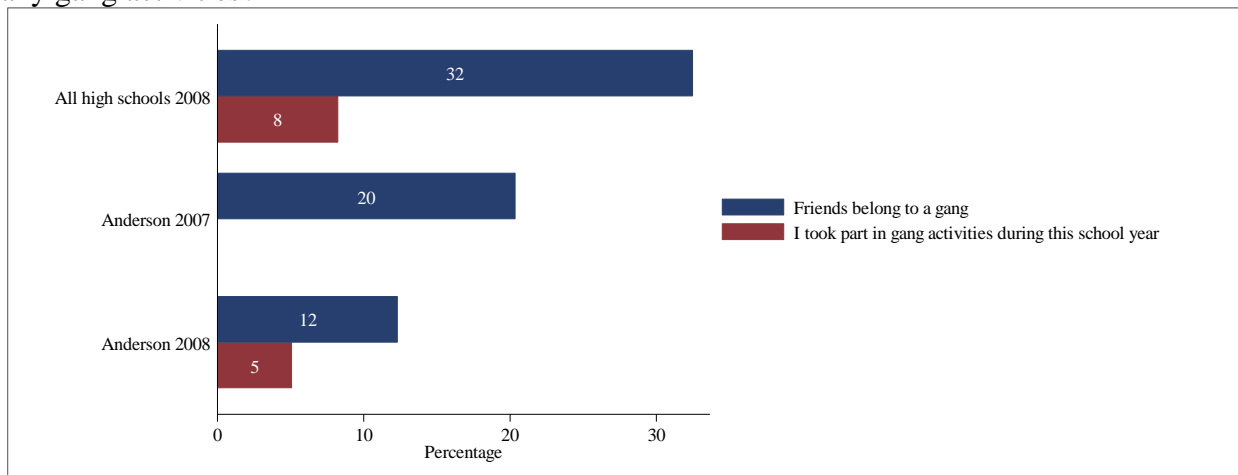
Q9: During this school year, how often have you or your close friends been physically harmed or threatened with physical harm by another student at your school?



Q13: Are school rules about verbal or physical assaults or fighting enforced by school staff?



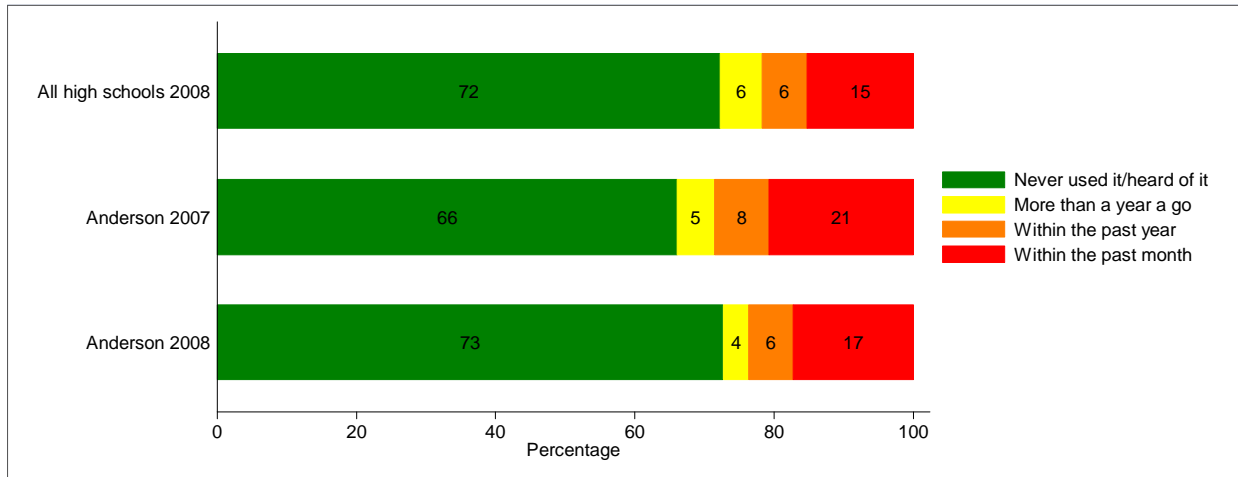
Q22: Do any of your friends belong to a gang? Q23: During this school year, did you take part in any gang activities?



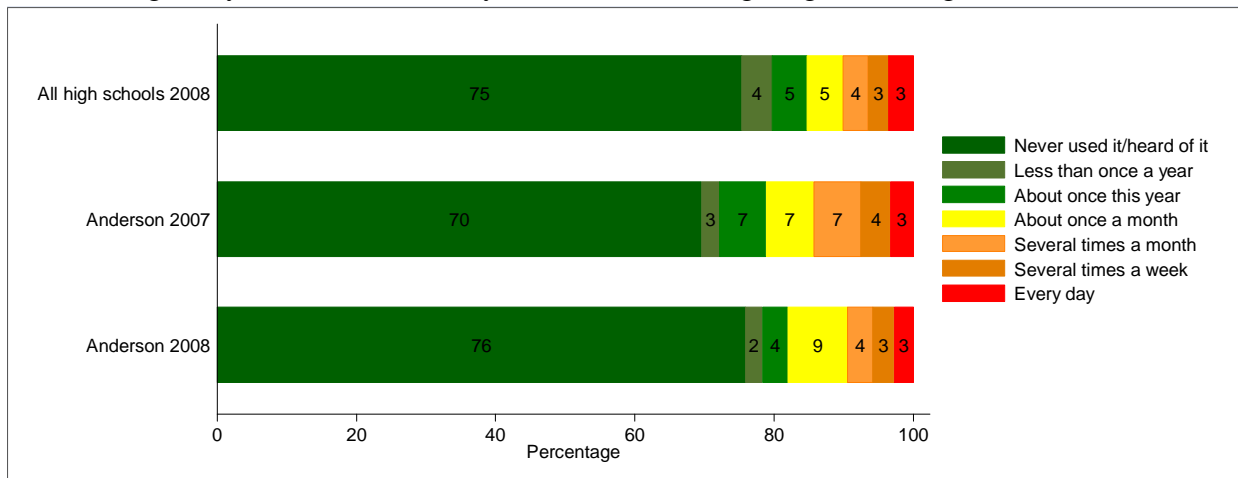
Note. Question 23 was not included on the 2007 survey.

SUBSTANCE USE ITEMS

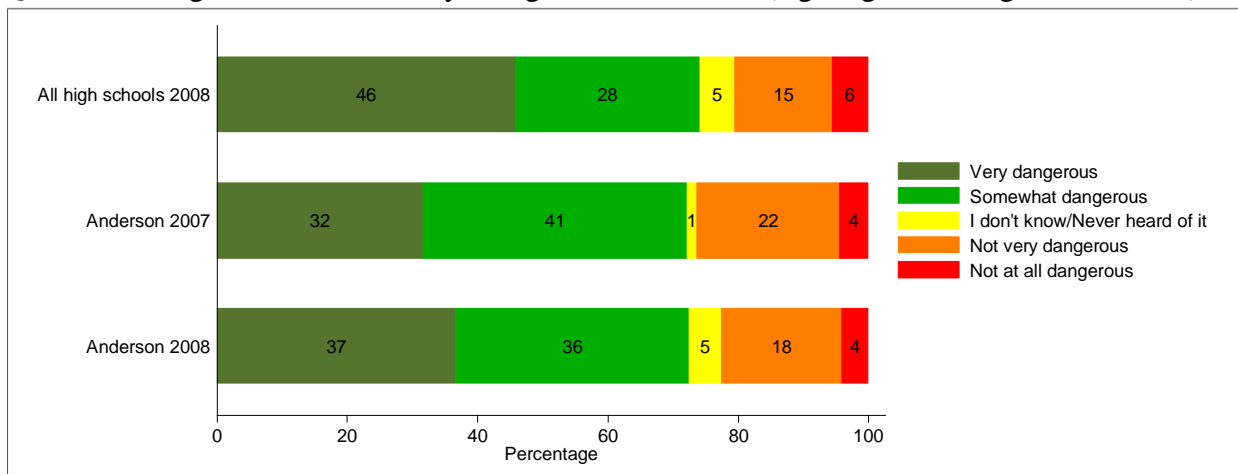
Q24: What is the most recent you have used Tobacco (e.g., cigarettes, cigars, chew, etc)?



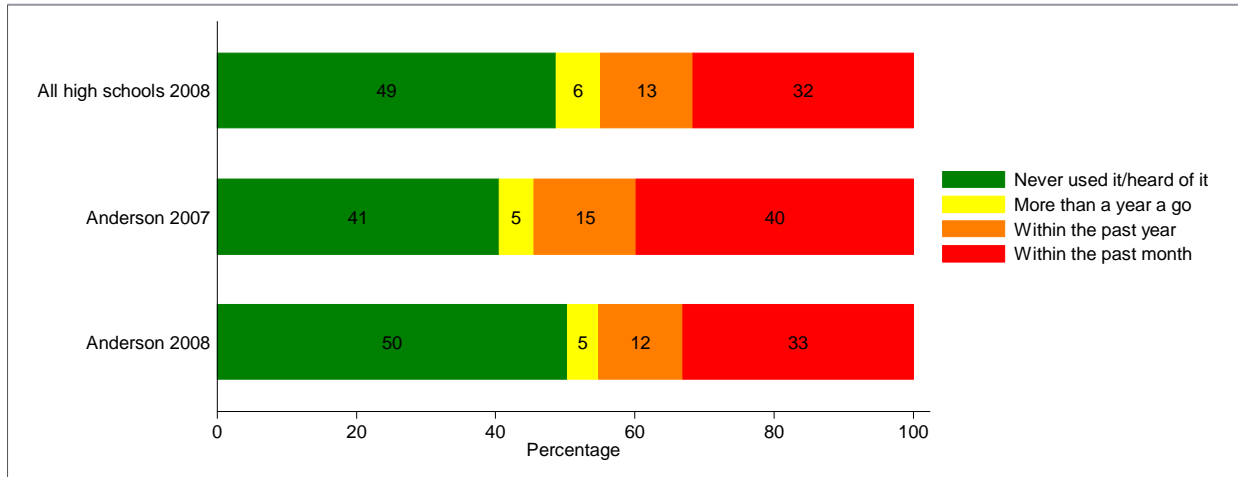
Q39: During this year, how often did you use Tobacco (e.g., cigarettes, cigars, chew, etc)?



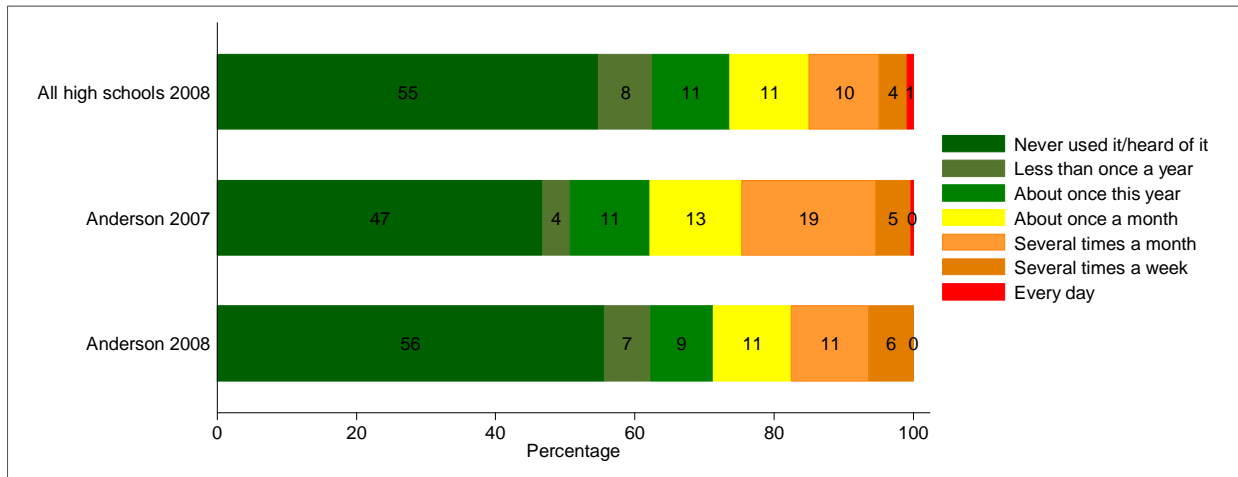
Q52: How dangerous is it for kids your age to use Tobacco (e.g., cigarettes, cigars, chew, etc)?



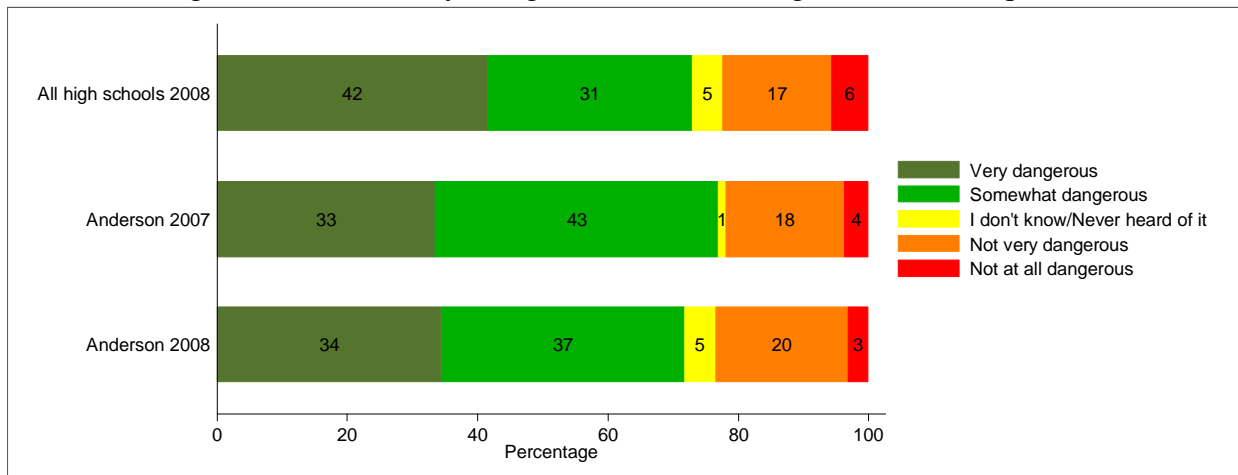
Q25: What is the most recent you have used Alcohol (e.g., beer, wine, liquor, etc.)?



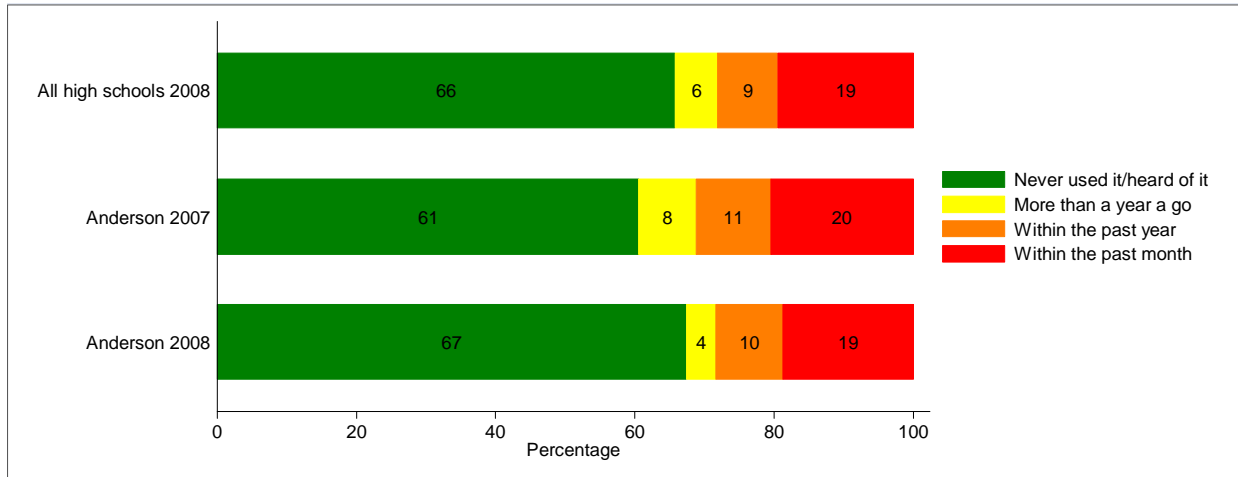
Q40: During this year, how often did you use Alcohol (e.g., beer, wine, liquor, etc.)?



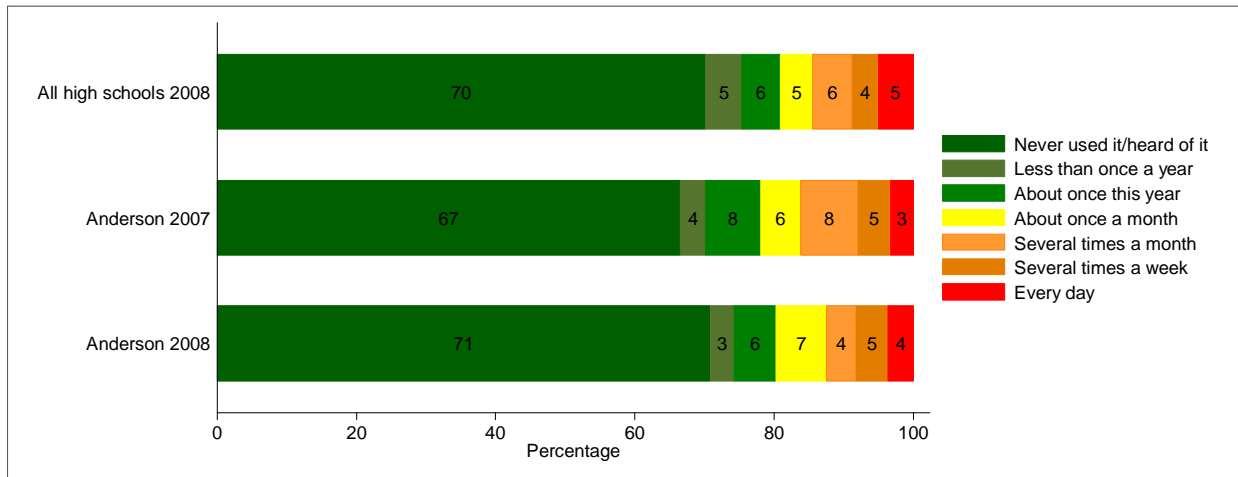
Q53: How dangerous is it for kids your age to use Alcohol (e.g., beer, wine, liquor, etc.)?



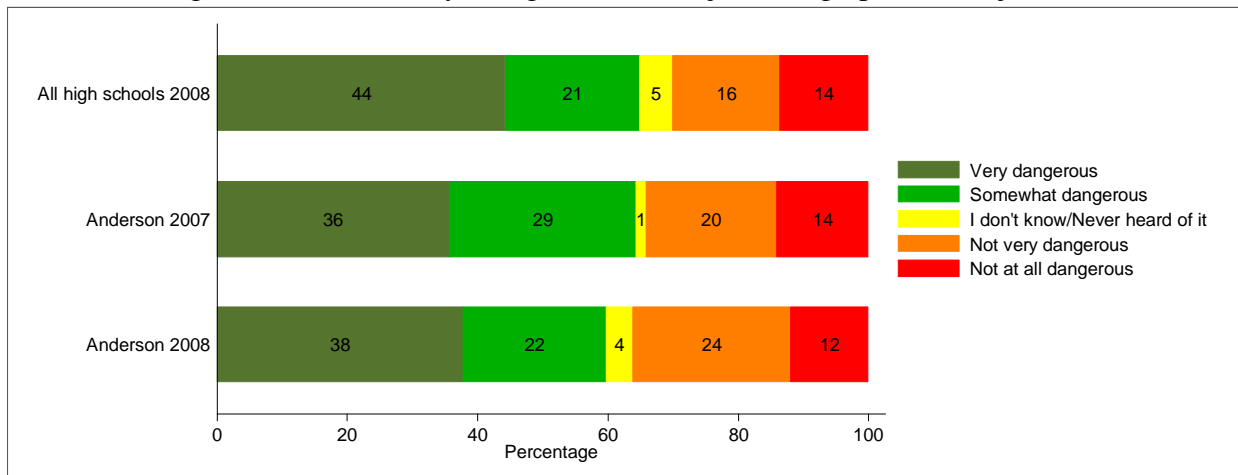
Q26: What is the most recent you have used Marijuana (e.g., pot, weed, joint, blunt, etc.)?



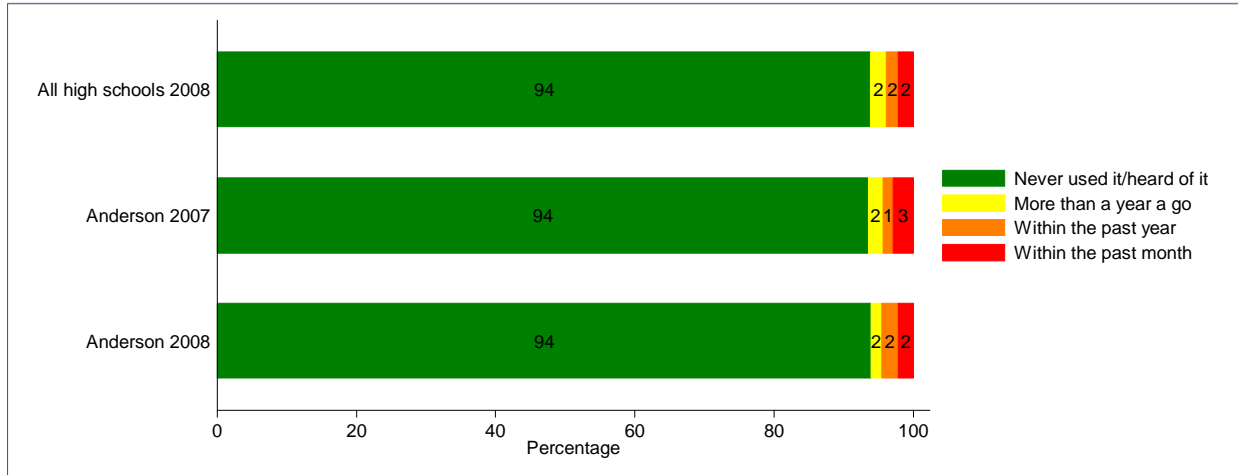
Q41: During this year, how often did you use Marijuana (e.g., pot, weed, joint, blunt, etc.)?



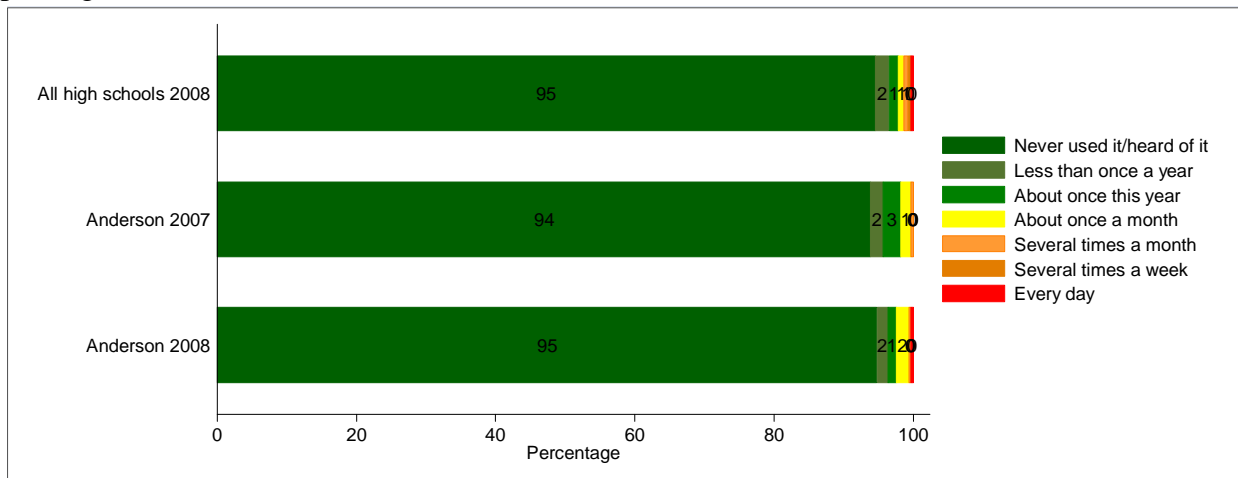
Q54: How dangerous is it for kids your age to use Marijuana (e.g., pot, weed, joint, blunt, etc.)?



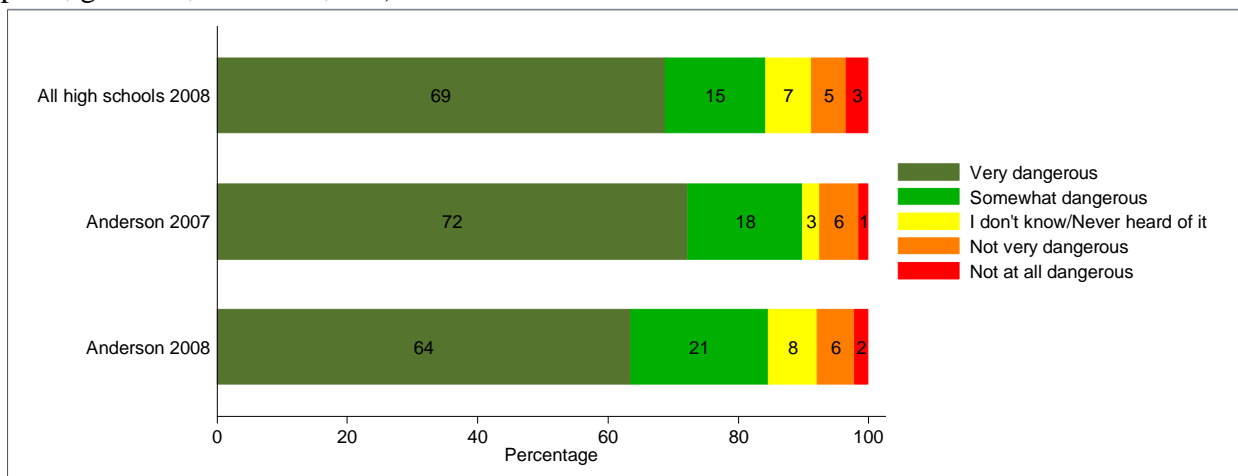
Q27: What is the most recent you have used Inhalants (things you might sniff, such as glue, paint, gasoline, white out, etc.)?



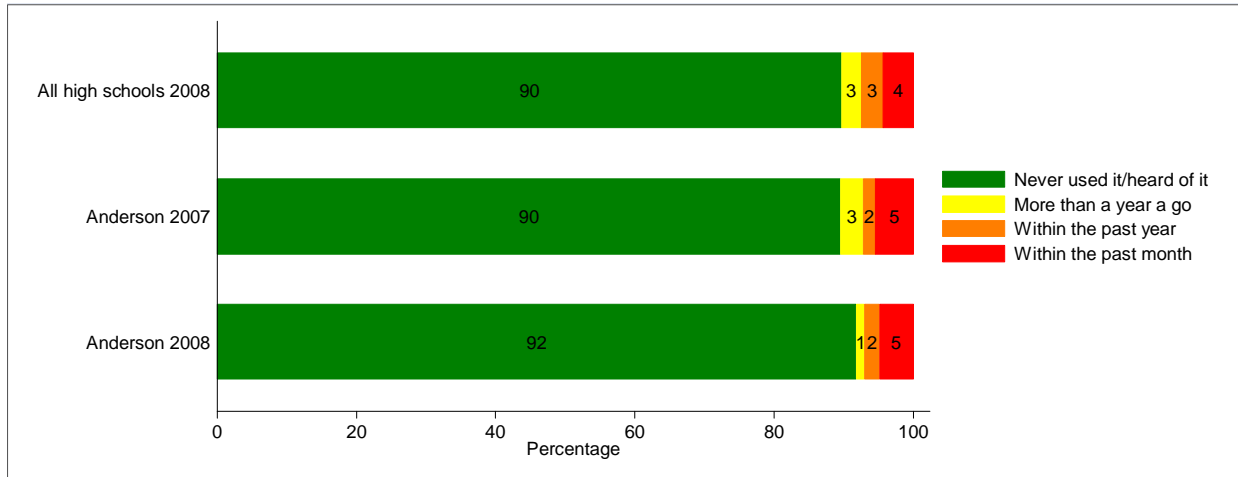
Q42: During this year, how often did you use Inhalants (things you might sniff, such as glue, paint, gasoline, white out, etc.)?



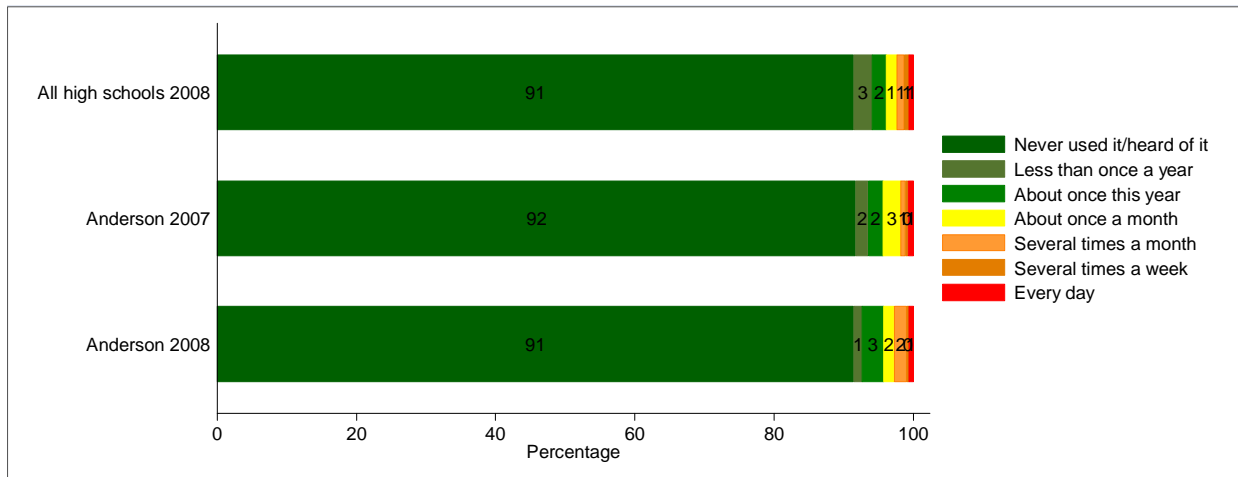
Q55: How dangerous is it for kids your age to use Inhalants (things you might sniff, such as glue, paint, gasoline, white out, etc.)?



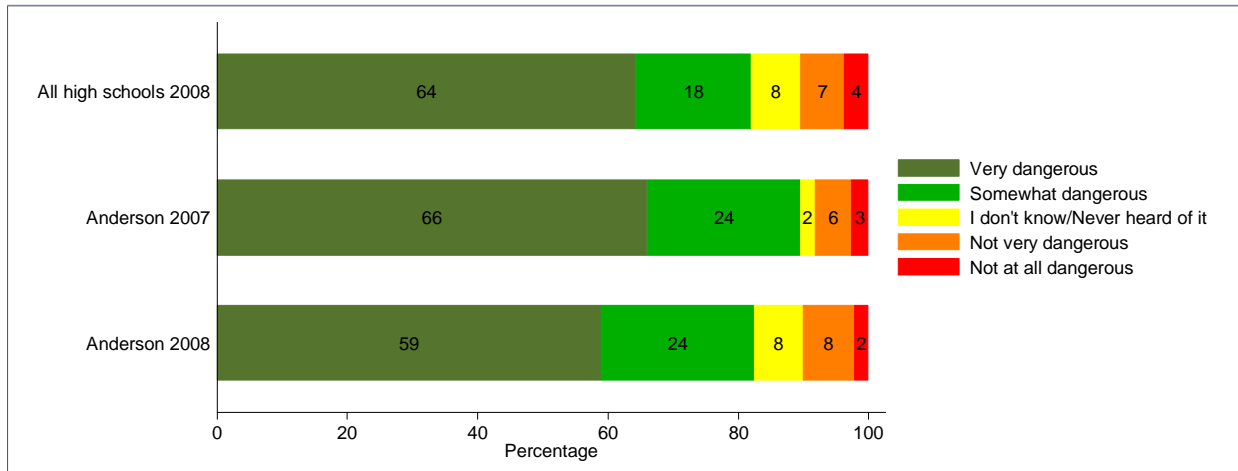
Q28: What is the most recent you have used Over the Counter Medication (e.g., triple Cs, DXM, skittles, or Coricidin) to get high?



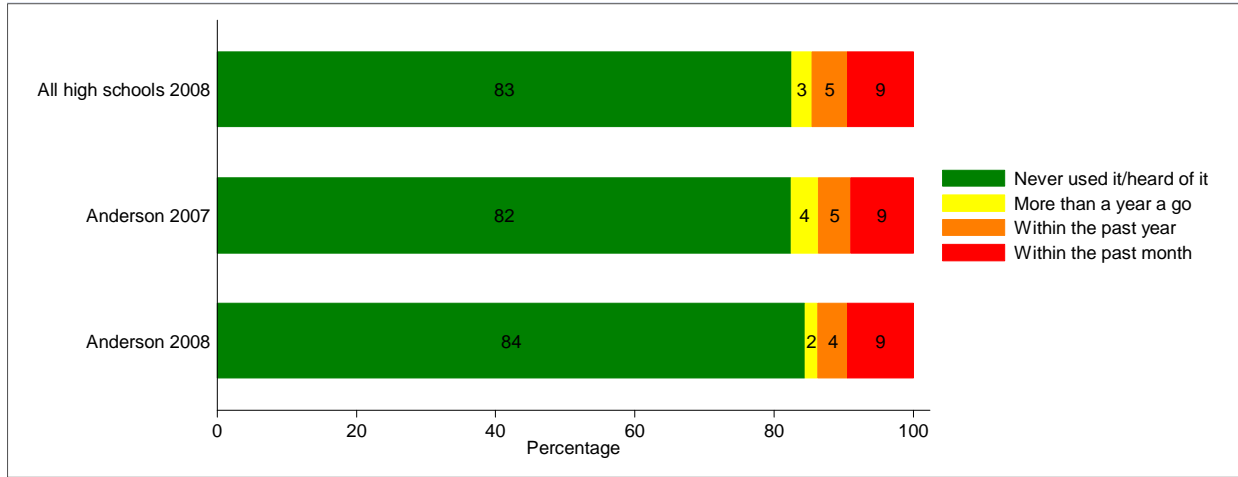
Q43: During this year, how often did you use Over the Counter Medication (e.g., triple Cs, DXM, skittles, or Coricidin) to get high?



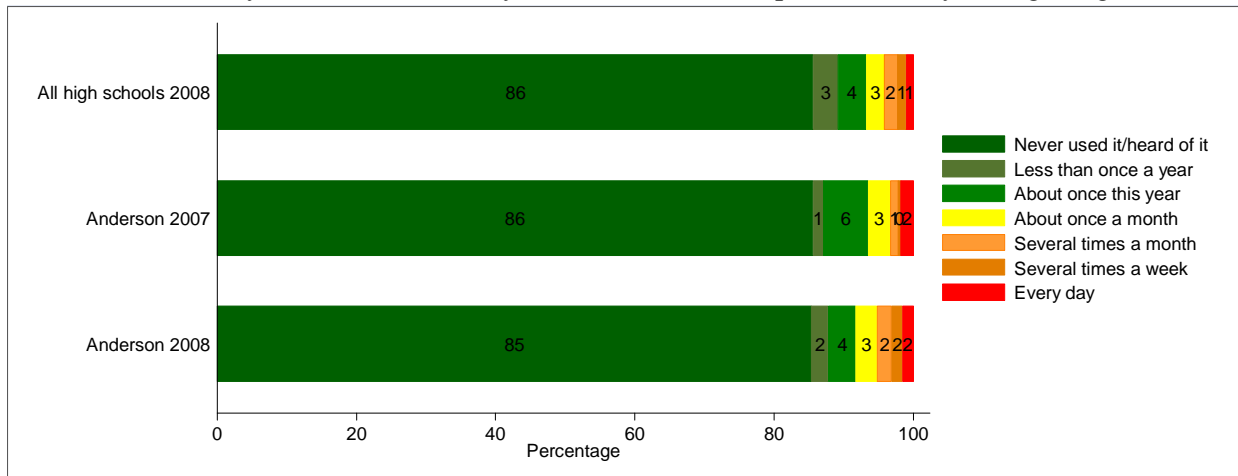
Q56: How dangerous is it for kids your age to use Over the Counter Medication (e.g., triple Cs, DXM, skittles, or Coricidin) to get high?



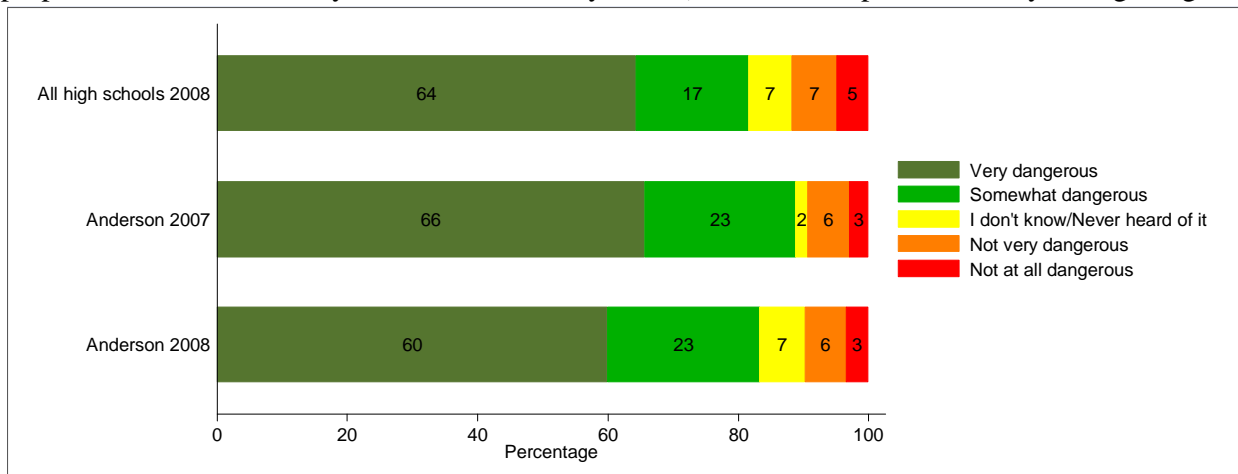
Q29: What is the most recent you have used Prescription Drugs (e.g., Codeine cough syrup, purple drank, Adderall/addy, Xanax/bars, or OxyContin) that was not prescribed to you to get high?



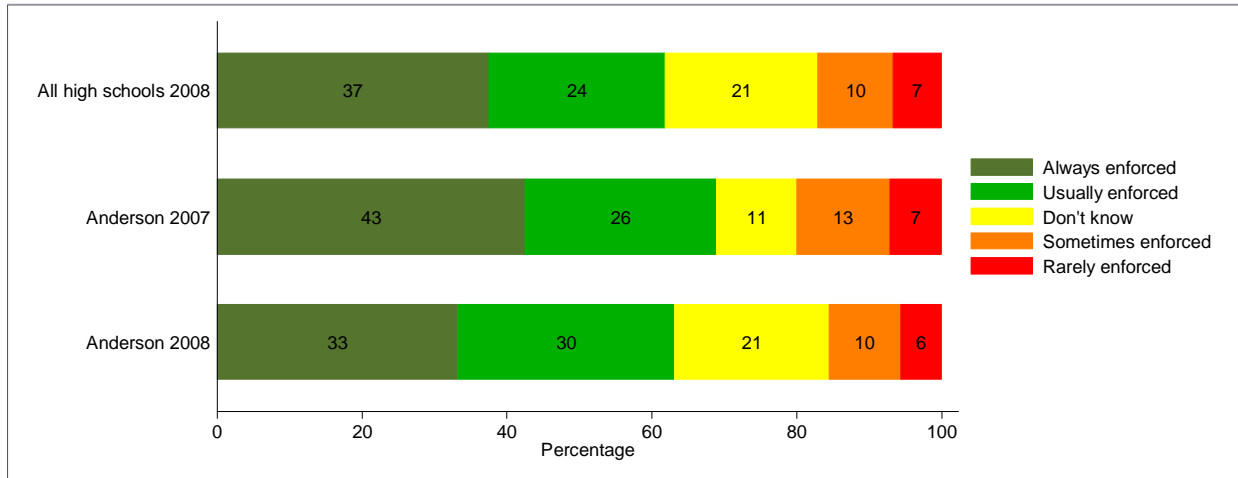
Q44: During this year, how often did you use Prescription Drugs (e.g., Codeine cough syrup, purple drank, Adderall/addy, Xanax/bars, or OxyContin) that was not prescribed to you to get high?



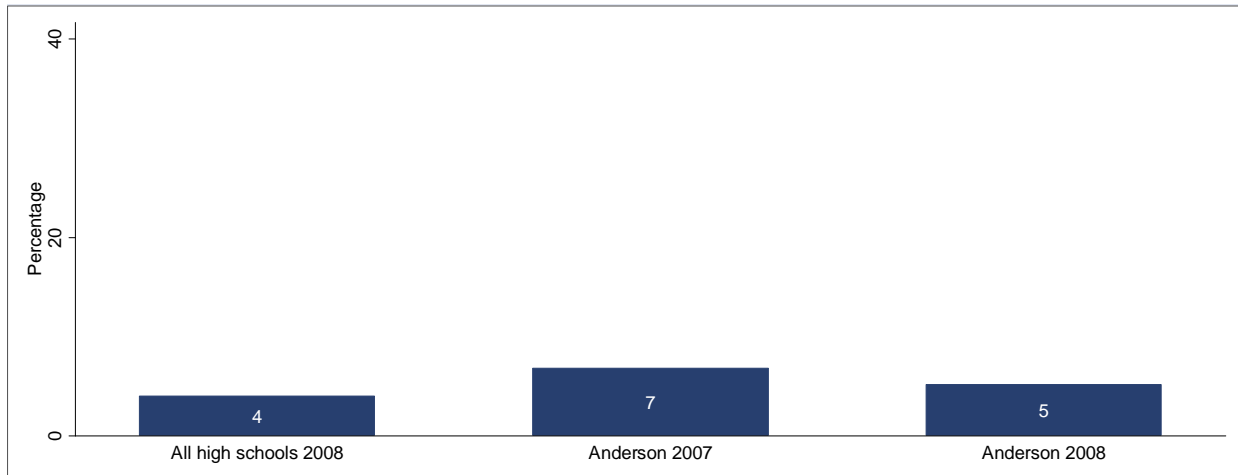
Q57: How dangerous is it for kids your age to use Prescription Drugs (e.g., Codeine cough syrup, purple drank, Adderall/addy, Xanax/bars, or OxyContin) that was not prescribed to you to get high?



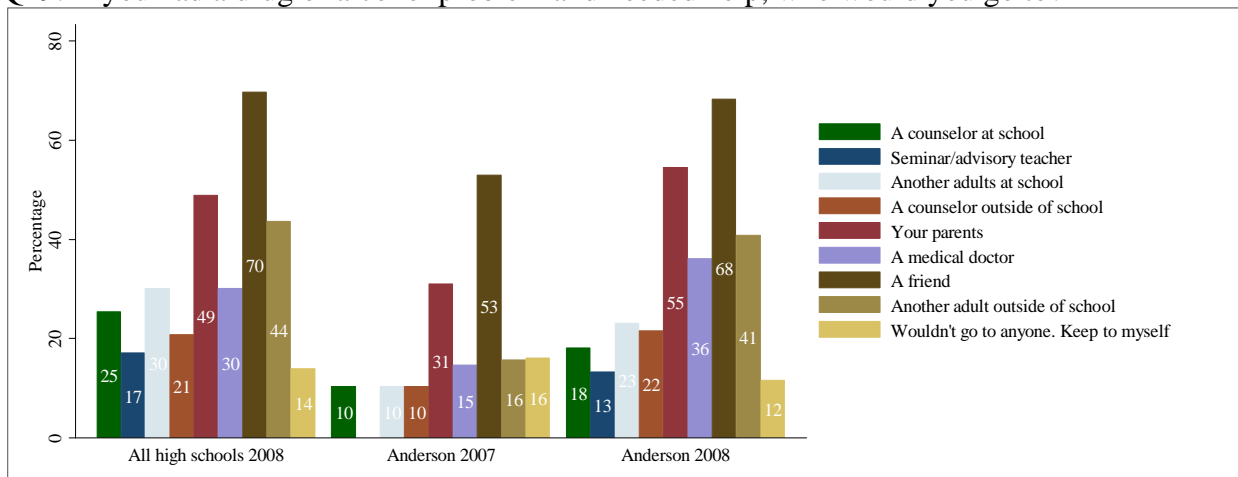
Q12: Are school rules about drug, alcohol, and tobacco use enforced by school staff?



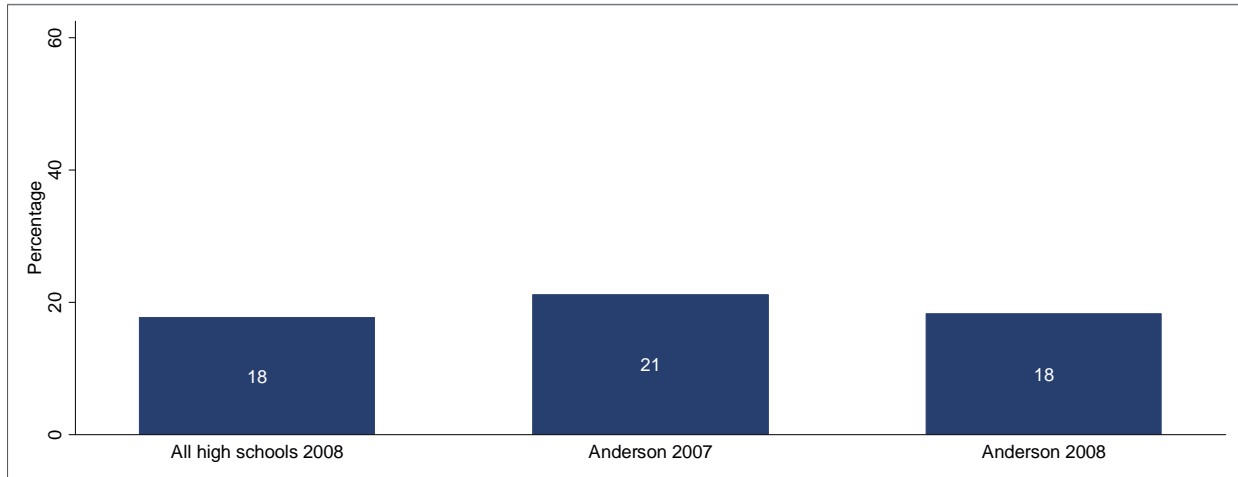
Q37: During this school year, have you gotten into trouble with the police because of tobacco, drugs, or alcohol?



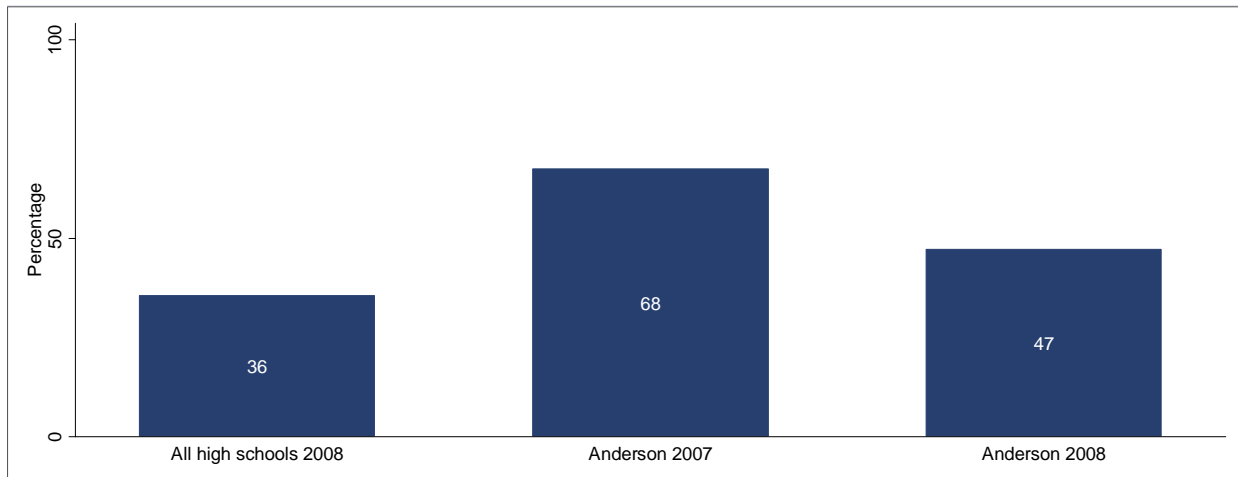
Q49: If you had a drug or alcohol problem and needed help, who would you go to?



Q38: During this school year, have you attended any class while high, stoned, or drunk on any substance?



Q50: Within the past year, has your parent/guardian talked with you about the dangers of tobacco, alcohol, or drug use?



Note. This question was worded differently on the 2008 survey than it was on the 2007 survey. Specifically, the question asked: "Have you talked with at least one of your parents/guardians about the dangers of tobacco, alcohol, or drug use within the past year?"

AUSTIN INDEPENDENT SCHOOL DISTRICT

SUPERINTENDENT OF SCHOOLS

Pascal D. Forgione, Jr., Ph.D.

OFFICE OF ACCOUNTABILITY

Anne Ware, Ph.D.

DEPARTMENT OF PROGRAM EVALUATION

Holly Williams, Ph.D.

AUTHOR

Marshall Garland, M.A.

Cinda Christian, Ph.D.

Reetu Naik, M.A.



BOARD OF TRUSTEES

Mark Williams, President

Vincent Torres, M.S., Vice President

Lori Moya, Secretary

Cheryl Bradley

Annette LoVoi, M.A.

Christine Brister

Robert Schneider

Karen Dulaney Smith

Sam Guzman

Publication Number 07.87

February 2009