



### FAST FACTS:

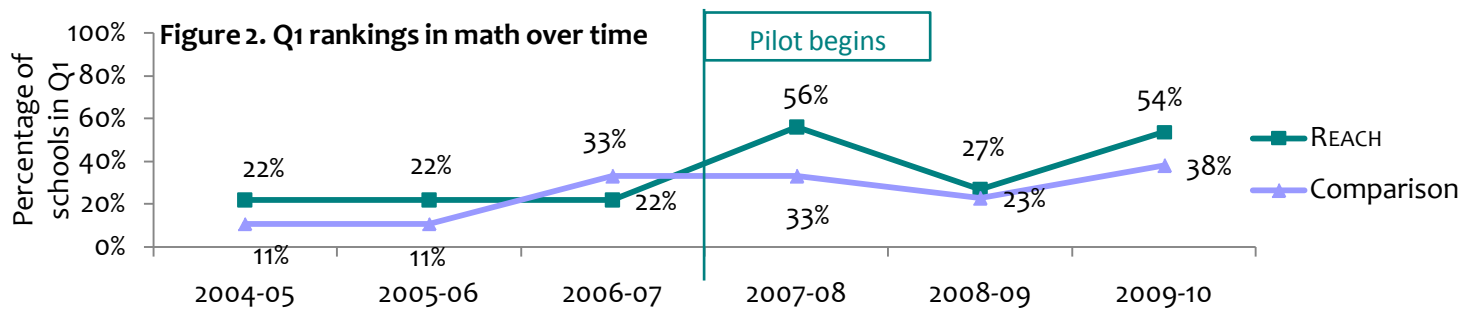
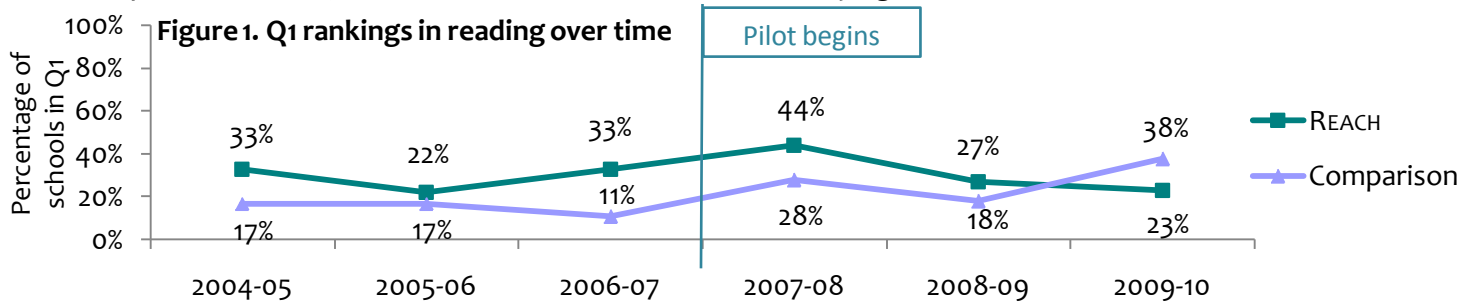
- Hart, Norman, and Sims achieved Q1 in reading in 2009–2010.
- Dobie, Hart, Norman, Pickle, Sunset Valley, and Webb achieved Q1 in math in 2009–2010.
- Neither REACH high school met the criteria for a school-wide growth award in 2009–2010.

## Overview

To reward student growth at the campus level, elementary and middle school program participants earned \$2,000 per subject (\$4,000 per subject for principals) if their school ranked in the top quartile (Q1) among the 41 schools state-wide matched for demographic similarity on the Texas Education Agency’s (TEA) Comparable Improvement indicator for reading and/or mathematics performance on the Texas Assessment of Knowledge and Skills (TAKS). Internal calculations similar to those conducted by TEA<sup>1</sup> were used to reward program participants at high schools that met the criteria for an award.

## REACH pilot and comparison school’s Q1 rankings, 2004–2005 through 2009–2010

Although a lower percentage of pilot schools than of Austin Independent School District (AISD) research comparison schools achieved Q1 in reading in 2009–2010, the difference was not statistically significant. Similarly, although a higher percentage of pilot schools than of AISD research comparison schools achieved Q1 in math in 2009–2010, the difference was not statistically significant.



Source. Texas Education Agency (TEA) accountability data tables

Note. 2009–2010 percentages exclude high schools.

<sup>1</sup> For more information on this calculation, please contact the Department of Program Evaluation at 512-414-1724.

## Change in REACH pilot schools' Comparable Improvement (CI) cohort rankings, 2006–2007 through 2009–2010

Figure 3. On average, pilot schools' CI reading rankings (from 1 to 41) improved by 1 position from 2008–2009 to 2009–2010, with changes ranging from a drop of 23 positions at Webb to an increase of 27 positions at Sims.

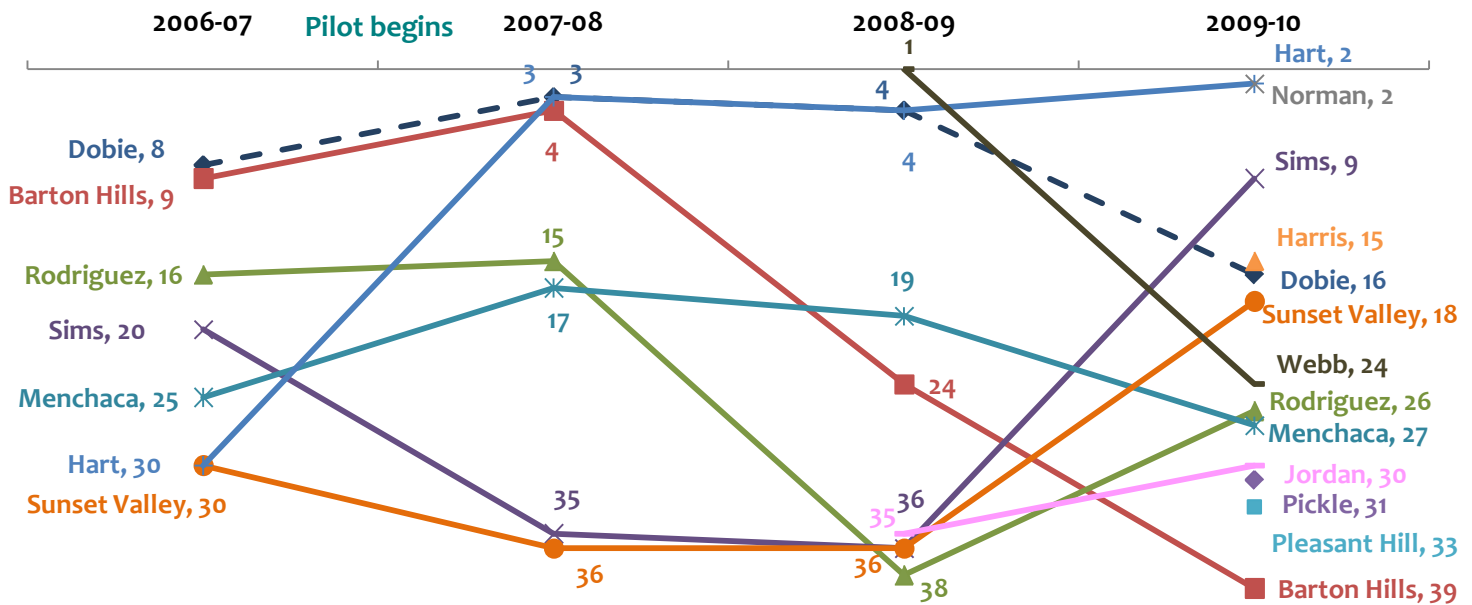
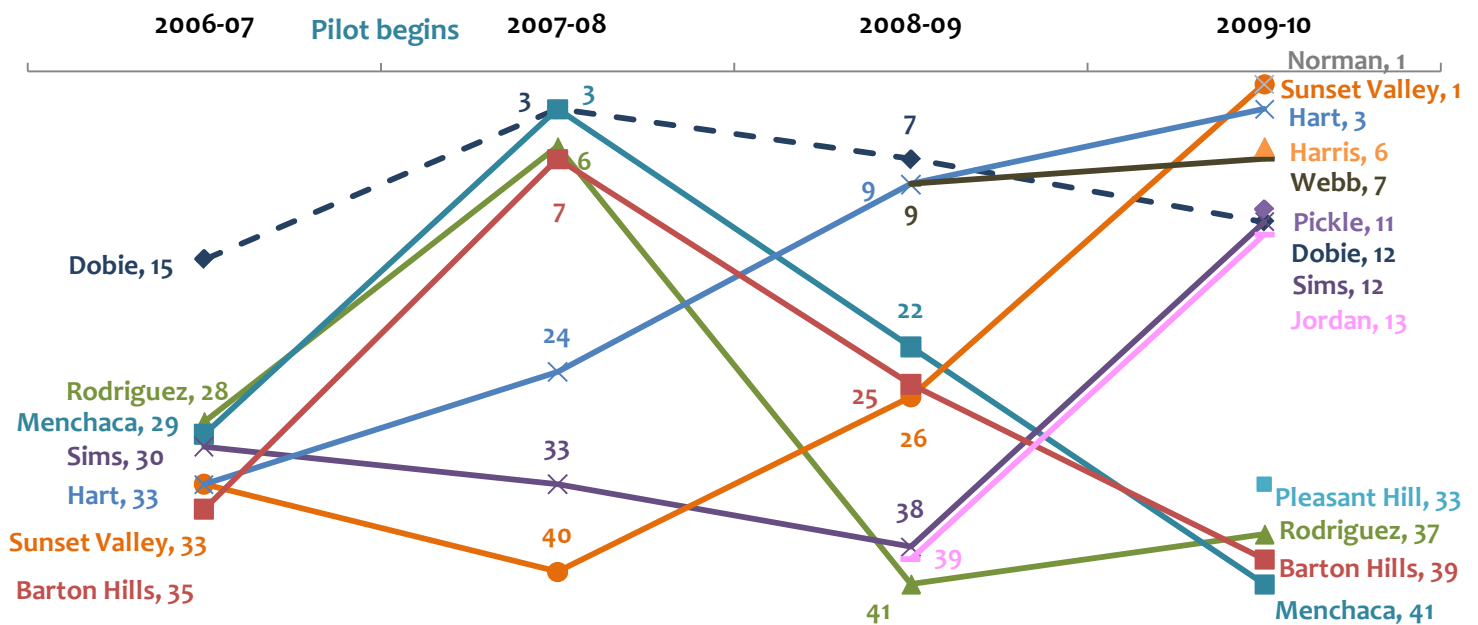


Figure 4. On average, pilot schools' CI math rankings (from 1 to 41) improved by 5 positions from 2008–2009 to 2009–2010, with changes ranging from a drop of 19 positions at Menchaca to an increase of 26 positions at Sims and Jordan.



Source. Texas Education Agency (TEA) accountability data tables.

## Student Learning Objectives and school-wide growth rankings



- REACH schools where more teachers set and/or met their student learning objectives (SLOs) in math or reading had better comparable improvement rankings in 2009–2010 than did REACH schools where fewer teachers set and/or met their SLOs.
- Elementary<sup>2</sup> schools where more teachers **set and met two math** SLOs had better comparable improvement rankings in math than did schools where fewer teachers set and met two SLOs in math in 2009–2010; however, simply setting two math SLOs alone did not correspond with comparable improvement rankings in 2009–2010.
- Elementary schools where more teachers **set two reading SLOs** (regardless of whether they met the targets) had better comparable improvement rankings in reading in 2009–2010 than did schools where fewer teachers set two SLOs in reading.

### FAST FACTS:

- Cohort rankings for Hart, Sims, Sunset Valley, Rodriguez, and Jordan Elementary Schools improved in both reading and math from 2008–2009 to 2009–2010.
- Webb Middle School's math ranking improved.
- Neither REACH high school met the criteria for a school-wide growth award in 2009–2010.

<sup>2</sup> Findings regarding the influence of establishing and/or meeting two SLOs in the same subject are specific to elementary schools due to the flexibility at the elementary level to choose from multiple subject areas.

**SUPERINTENDENT OF SCHOOLS**  
Meria J. Carstarphen Ed.D.

**OFFICE OF ACCOUNTABILITY**  
William H. Caritj, M.Ed.

**DEPARTMENT OF PROGRAM EVALUATION**  
Holly Williams, Ph.D.



### BOARD OF TRUSTEES

- Mark Williams, President • Vincent Torres, M.S., Vice President
- Lori Moya, Secretary • Cheryl Bradley • Annette LoVoi, M.A.
- Christine Brister • Robert Schneider • Tamala Barksdale • Sam Guzman

For more information about REACH, and to access previous reports and program updates, please visit:  
<http://www.austinisd.org/inside/initiatives/compensation>