

# Austin Voices for Education and Youth AISD School Based Family Resource Centers Annual Report for School Year 2024-25

Located at Burnet, Dobie, Martin and Webb Middle Schools,  
Perez Elementary School, Navarro and Northeast Early College High Schools  
& AVEY Call Center

These FRCs also support Cook & Wooldridge ES and Navarro GPA in the Navarro VT;  
Barrington, Brown, Graham, Hart, Pickle, Walnut Creek and Winn ES and International HS in the Northeast VT;  
Allison and Govalle ES in the Eastside VT and Houston ES in the Travis VT

Services and ETO Technology Jointly funded by  
City of Austin, Travis County, Austin ISD and Austin Voices for Education and Youth



Data Collected August 1, 2024 - June 10, 2025

Susan Millea, Ph.D.



1

## Community School Model

- **Family Resource Centers (FRCs)** are part of a research-based, comprehensive school improvement framework called *community schools* that aim to:
  - Reduce barriers to learning
  - Increase opportunities for students and families
  - Improve conditions for learning
- **Community School** strategies include:
  - Service and Partner Coordination at the campus level
  - Shared planning with school staff, parents, students, and community
  - After school and summer programs
  - Early childhood programs
  - Wraparound supports for students and families through FRCs
  - Family and community engagement including adult education

2

## AVEY Family Resource Centers

- Serve vulnerable populations by neighborhood across Austin’s “crescent of opportunity,” within AISD targeting:
  - Physical and mental health
  - Basic Needs: food security/nutrition, clothing
  - Housing, rent and utility assistance
  - Legal/immigration
  - Economic opportunity, employment and affordability
  - Youth and adult education
- Support and link with AISD, City, County and Community Partner services



3

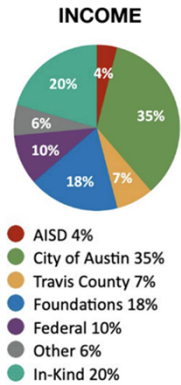
## AVEY Family Resource Centers

- **Navarro VT:** Burnet and Navarro FRCs also support Navarro GPA, Cook and Wooldridge ES
- **Northeast VT:** Dobie, Webb and Northeast FRCs also support Barrington, Brown, Graham, Hart, Pickle, Walnut Creek, Winn ES and International HS
- **Eastside Memorial VT:** Martin FRC also supports Allison and Govalle ES
- **Travis VT:** Perez FRC also supports Houston ES
- AVEY continued the **AVEY Call Center** as a virtual FRC for navigation and direct services
- FRCs stabilize families in transition and crisis where they live to increase family stability, reduce student mobility and improve student outcomes
- Wrap-around service delivery model includes:
  - Outreach and Family/Community Engagement Events
  - Family Need Surveys to assess needs
  - Adult Learning Classes and Workshops
  - Responsive Services (examples: food pantries, clothing, MAP/SNAP/Medicaid benefits enrollment and Tech Navigator services) based on family-identified need
  - Family Case Management (including emancipated students in high schools)

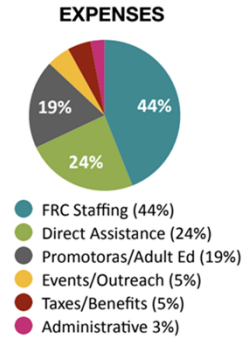
4

## Funding for the 7 Sites Served by Austin Voices (AVEY) 2024-25 funding for 7 MS/HS FRCs: \$2,023,149 (Avg \$289,021)

FRC Funding Sources in 2024-25	Amount
AISD FRC Contract	\$100,000
City of Austin FRC Contract	\$111,149
Travis County FRC Contract	\$110,000
Austin Public Health Family Stabilization Grant	\$225,000
Austin Public Health Workforce Development Grant	\$120,000
Central Health CHIF Grant	\$75,000
City of Austin Project Connect	\$429,000
St. David's Foundation Workforce/Health Access Grants	\$250,000
Moody Foundation Workforce Grant	200,000
SAFE Alliance Early Childhood	\$45,000
USDOEd Promise Neighborhood	\$250,000
Covenant Presbyterian Church	\$44,000
Event Sponsorships	\$24,000
UT Work Study Program	\$20,000
Other Donations	\$20,000
<b>TOTAL</b>	<b>2,023,149</b>
In-Kind Funding in 2024-25	Amount
Austin Energy Plus 1 Contracts	\$238,979
El Buen (TC) Rent Assistance	281,922
<b>TOTAL</b>	<b>\$2,544,050</b>



**\$1 investment by AISD leverages \$24 in total FRC funding.**



**Notes**

- 1) AVEY provides 100% of funding for Navarro FRC, and for Northeast FRC which re-opened in April 2024
- 2) AVEY has 8 contracts with Austin Energy that provided \$238,979 in utility assistance (waivers)
- 3) AVEY has a contract with El Buen Samaritano (Travis County funds) that provided \$281,922 for rent assistance

5

## SY 2024-25 AVEY Grants

- **Promise Neighborhood Early Implementation Grant from the U.S. Department of Education** - to improve educational and economic opportunities for children and families in the Northeast Vertical Team of schools and 78752 & 78753 zip code areas.
- **City of Austin - Project Connect Grant** - to provide rent assistance and social service case management to promote family stabilization for families at risk of displacement in the Project Connect eligibility areas
- **City of Austin – Austin Public Health - Workforce Readiness Grant** - to help unemployed and underemployed residents increase work readiness skills and employability by providing adult education and workforce skills training
- **City of Austin - Austin Public Health - Family Stabilization/Basic Needs Grant** - to increase family stability through increasing household stability, food access, transportation access and family and community engagement

6

## SY 2024-25 AVEY Grants & Contracts

- **Central Health - Community Healthcare Initiative Fund (CHIF)** - to do outreach and application assistance for the Medical Access Program (MAP) and state benefits
- **SAFE Alliance** - to provide referrals and services to families with children under the age of 5 years
- **Texas Department of Family & Protective Services (DFPS) & SAFE Strong Start** - to develop and implement innovative SAFE early childhood family strengthening strategies in partnership with AVEY's Dobie and Webb Family Resource Centers
- **Moody Foundation Pathways to Prosperity** - to provide GED Prep Classes to help adults increase their employability and economic stability
- **Covenant Presbyterian Church** - to provide wraparound services for families, as well as adult/parent engagement and adult education opportunities through FRCs
- **Austin Energy** - provides 8 contracts for AVEY FRCs and Call Center to provide \$238,979/year in utility assistance to case managed families
- **El Buen Samaritano** - provides a contract for AVEY FRCs to refer case managed families for rent assistance totaling \$48,000/month from Travis County funding

7

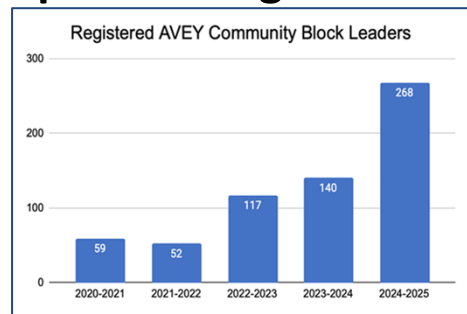
## AVEY's FRC Staffing & Activities

- **AVEY Staffing for FRCs:**
  - Burnet, Dobie, Martin, Webb & Navarro FRCs have a bilingual Social Worker, Director and administrative support
  - Northeast and Perez FRCs each have a bilingual Social Worker and administrative support
  - Navarro and Northeast Vertical Teams, Martin MS and Dove Springs (Perez ES) each have a Community School Coordinator
- **FRC Insurance Enrollment Clinics at 7 FRCs** have 19 paid AVEY Promotoras/CHWs and 5 American Youthworks Public Health Americorps CHWs
- **FRC Tech Labs at 7 FRCs** have 15 paid AVEY Tech Navigators
- **AVEY's Call Center** has a Director, Social Worker and Promotoras
- UT Austin Work Study program provides 11 students who work virtually part-time as Data Entry Specialists to support the FRCs and Call Center

8

## AVEY's Parent Leadership Development Program

- August 2020 (Pandemic) - AVEY started the **Community Block Leader Training Program** with weekly 1-hour Zoom meetings
- **268** Block Leaders attend weekly Zoom meetings and then share information about resources, classes & events with family, friends & neighbors
- **207** block leaders volunteered at AVEY CTFB food distributions and community school events



9

## AVEY Supports Youth Leadership Development through Community Block Leaders and Dobie Girl Scout Troop



10


## Community Block Leaders: Serve schools and community



11

## AVEY's Promotora/Community Health Worker Program History



- **August 2021**, AVEY hired and trained 40 Community Health Outreach Workers through a \$1 million federal HRSA to promote COVID-19 vaccines
- **January 2022** - AVEY's 23 Promotoras staffed the AVEY COVID-19 Hotline & AVEY Call Center to provide information about COVID & resources
- **October 2022** - 17 of AVEY's Promotoras completed a 160-hour Texas Community Health Worker Certification Program with El Buen Samaritano
- **SY 2023-24** - AVEY Promotoras were trained by Central Health to assist clients with Medical Access Program (MAP) applications in AVEY Insurance Clinics
- **SY 2024-25** - 5 Public Health Americorps CHWs worked with AVEY to do state benefits enrollment assistance (Medicaid/SNAP) in FRC Insurance Clinics



12

## AVEY Promotoras - State CHW Certifications and Outreach

- **Spring 2025** - 17 of AVEY's Promotoras completed a 160-hour Texas CHW Certification Program with El Buen Samaritano
- **19 AVEY Promotoras** worked in the AVEY Call Center, schools and community doing outreach




13

## AVEY Promotoras - Provide health services for AISD students

AVEY Promotoras promoted student health by:



- Working in 20 AVEY-APH Shots for Tots/ Mobile Vaccine Team Clinics that provided immunizations for 549 AISD students & 130 flu shots
- Volunteering at the TCMS Sports Physical Clinics serving hundreds of AISD students



14

## AVEY Promotoras - Connect families to health insurance


- 7 FRCs hosted 99 Medical Access Program (MAP) clinics
- 1848 clients served in AVEY MAP Clinics
- 789 served by PHA CHWs for state benefits enrollment



15

## AVEY Technology Navigators

- March 2025 - 15 parent leaders were trained by ACC Continuing Education Dept to be AVEY Tech Navigators
- April 2025 - AVEY opened Tech Labs in 7 FRCs for 20 hrs/wk
- Tech Navigators assisted clients with the AISD Parent Portal, MyChart, Blue Santa applications, basic computer & internet use
  - 357 client encounters in FRCs
  - 2,167 client encounters by phone
  - 24 clients in Proyecto Santiago Legal Clinics to prepare & notarize Power of Attorney forms



16

## AVEY supports teachers at 11 AVEY partner schools: Share the Love teacher appreciation events



17

## AVEY Family & Community Engagement

AVEY supported the AISD restarts at Burnet, Dobie, and Webb MS by facilitating engagement with students, parents, staff, and community members to develop plans for school improvement:

- 3 Community School Planning Dinners
- 27 virtual planning meetings



18

## AVEY hosted a 4-week Summer Camp for Burnet, Dobie & Webb students

137 unduplicated students, 826 total attendance



19

## AVEY supported Back to School and enrolment events at Burnet, Dobie & Webb MS

Total Event Attendees: 1270

- Burnet MS - 520
- Dobie MS - 400
- Webb MS - 350



20

## AVEY led Save Texas Schools

AVEY organized 2 state-wide rallies at the Texas State Capitol to advocate for lawmakers to increase funding for Texas Public Schools



February - 1200 participants  
April - 3489 participants



21

## AVEY's Community School Partnership Model

AVEY hosted 50 monthly Community School Alliance partner meetings and a 2-day Summit to promote collaboration, planning and integration of partner services to support students and families




- St. John / Promise Neighborhood CSA
- Dobie / Rundberg CSA
- Navarro VT CSA
- Eastside VT CSA
- Dove Springs CSA
- Texas Community School Summit (2-day summer planning conference)



22

## AVEY's Community Engagement Strategy

FRCs hosted large community school festivals and resource fairs that drew 8,500+ people at HopeFest, St. John Unity Walk, KidsFest (Northeast VT); STEAMFest (Eastside VT); Burnet MS Holiday Fair & Burnet MS Fiesta



23

## 20th Annual HopeFest at Northeast ECHS



24

## 20th Annual HopeFest at Northeast ECHS



25

## Webb MS 9th Annual ENCORE Early College Conference



26

## 9th Annual KidsFest at Northeast ECHS



27

## 8th Annual Burnet MS Fiesta



28

## 9th Annual Martin MS STEAMFest



29

## SY 2024-25 Adult Education & Family Engagement

### Participation and outcomes from family education & engagement efforts:

- 304 unduplicated adults attended multi-session Classes/Groups such as ACC ESL, GED, Computer Literacy, HVAC; AVEY Promotora & Tech Navigator Training; AVEY-APH Walking Groups; and financial literacy and parenting classes with 92% attending at least half of offered sessions
- 944 unduplicated participants of all ages attended single-session classes and workshops
- 192 parent leaders volunteered for at least one AVEY event
- 31,156 hours of total class and engagement were recorded



30

## AVEY Adult Academy



31

## Community Schools remove non-academic barriers to learning by understanding and responding to family needs in SY 2024-25



32

## SY 2024-25 AVEY's Central Texas Food Bank food distributions

- 5 FRC locations
- 74 AVEY CTFB food distributions
- 334,308 lbs of food distributed
- 15,125 family encounters



33

## BookSpring partnership

15,651 new and used books were distributed at AVEY events & CTFB food distributions to promote family literacy



34

## Community Partnerships for Family Support

- **Celebration Church** - provided 400 backpacks & school supplies for students
- **Celebration Church** - provided Thanksgiving meals for 355 families
- **Family Eldercare** - provided 700 box fans for families
- **Austin Police Department Blue Santa** - provided holiday assistance for 62 families enrolled through FRCs
- **US Marines Toys for Tots** provided 400 toys for Dobie's Gift of Giving



35

## Community Partnerships for Family Support

- **Viva Bikes and Odyssey** - donated 140 bicycles to Wooldridge ES students
- **Oracle** - donated 18 skateboards to students at Perez ES and Dobie MS
- **Proyecto Santiago** - provided pro-bono legal services to prepare Power of Attorney documents for 24 families
- **SAFE Strong Start** - provided case management or adult education services for 98 families with a child under 5 years of age referred by an AVEY FRC



36

## Community Partnerships for Healthcare

- **AVEY Promotoras, trained by Central Health:**
  - Screened 19,000+ families at food distributions and events for health insurance/SNAP needs
  - Identified 795 families who lacked health insurance through screening surveys
  - Conducted 2,081 AVEY Call Center calls to identify needs, provide resources and schedule FRC appointments
  - Helped 951 families apply for Medical Access Program (MAP) health coverage thru Central Health
- **Dell Children’s Health Plan & American Youthworks Public Health Americorps** - helped 330 families apply for Medicaid/SNAP in AVEY FRC Insurance Clinics
- **Austin Public Health Vaccine Clinics** - 549 AISD students received 2,088 vaccines in 20 AVEY sponsored Vaccine Clinics in schools & at Shots for Tots



37

## Meeting Family Needs at 20 AVEY Partner AISD Campuses

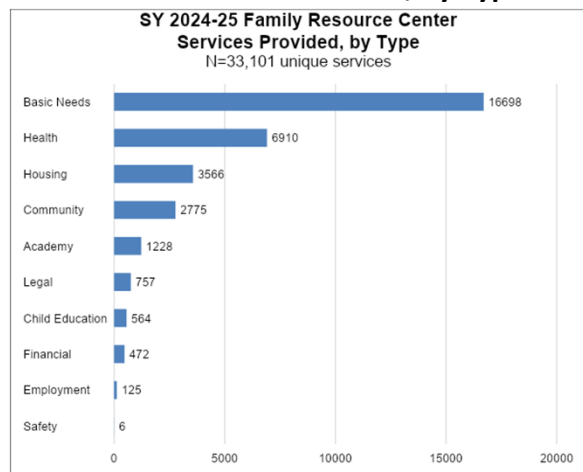
FRCs: Burnet, Dobie, Martin, Webb MS, Perez ES, Navarro HS, Northeast HS, Call Center Virtual FRC

In addition to FRC campuses, AVEY served families at Cook & Wooldridge ES & Navarro GPA in the Navarro VT; Barrington, Brown, Graham, Hart, Pickle, Walnut Creek, Winn ES, Northeast ECHS & International HS in the Northeast VT

### Families Served

- 10,361 Unique Families with
  - 24,186 Family members
  - 8,776 Unique students:
    - 8,058 (92%) in AISD
    - 718 (8%) in non-AISD schools
    - 44 adults are enrolled as students (non ISD)
- 8,529 Unique people got at least 1 service (Typically, the person served is the head of household on behalf of the family or child)
- 26,550 Unique Service Encounters
- 33,101 Services Provided

### Services Provided to Families, by Type



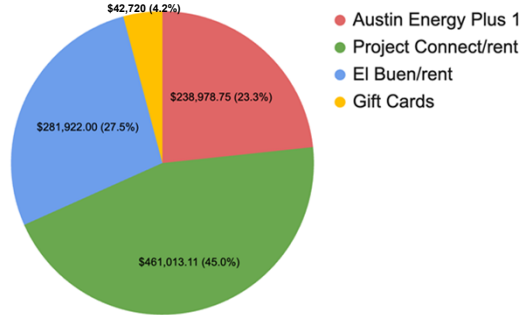
38

## Meeting Family Needs: Direct Financial Assistance for Families

**\$981,914** in direct financial assistance was provided to **case managed families** with a student enrolled in at least one of AVEY's 20 AISD partner schools to increase family stability:

- **\$238,979** - Austin Energy Plus 1 utility assistance pledges
- **\$461,013** - Project Connect (City of Austin) rent assistance
- **\$281,922** - El Buen Samaritano (Travis County) rent assistance
- **\$200** - Gift cards

**\$42,520** provided to **206 AVEY Community Block Leaders** for serving as volunteers at AVEY events



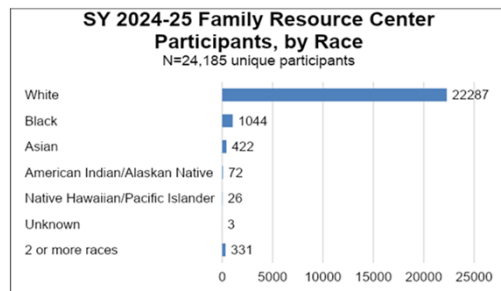
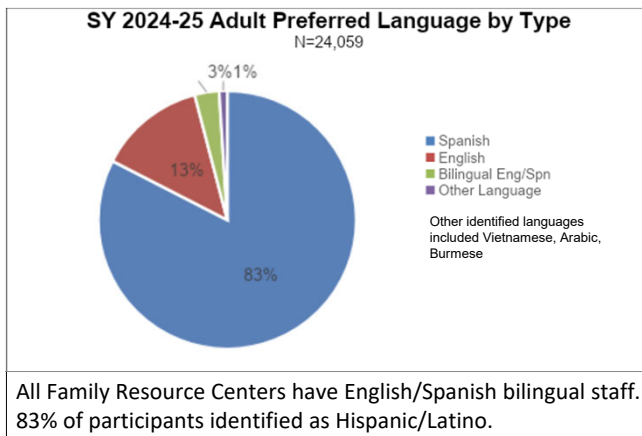
**Total Direct Financial Assistance provided to families = \$1,024,634**

39

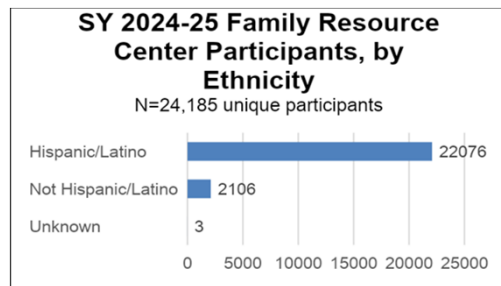
## Describing the Families Served by AVEY FRCs

Gender: Female 58%, Male 42%  
 Total Unduplicated Participants: 24,186  
 Total Families Served: 10,361

### Language of Preference (Adult Participants)



Participant Race (92% White)  
 Participant Ethnicity (91% Hispanic)

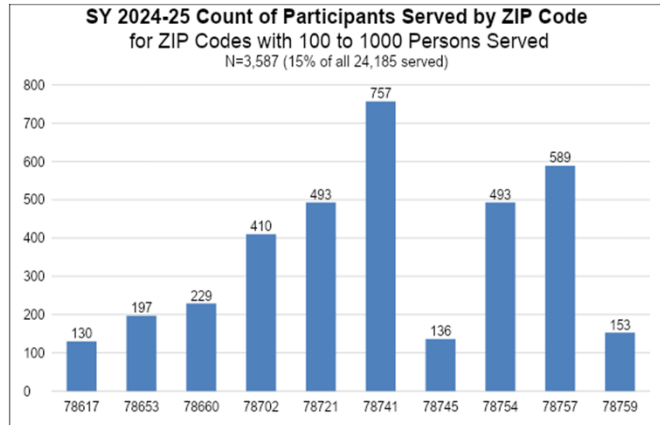
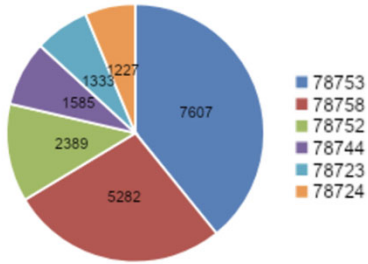


40

## Describing the Families Served by AVEY FRCs by Neighborhood of Residence N=24,185

### SY 2024-25 Count of Participants Served by Zip Code

for Zip Codes with greater than 1000 persons served  
N=3,587 (15% of all 24, 185 served)

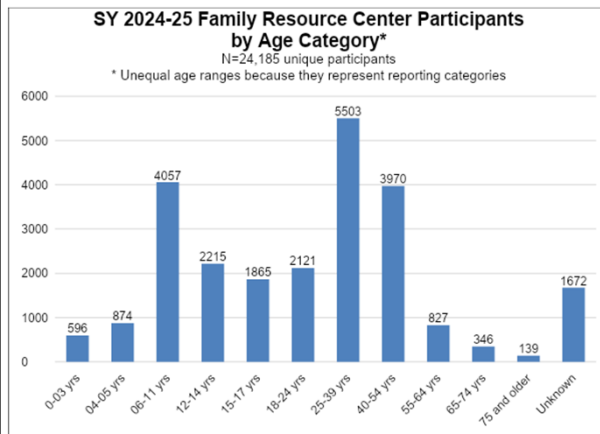


Approximately 5% of persons served reside outside of these ZIP Codes

41

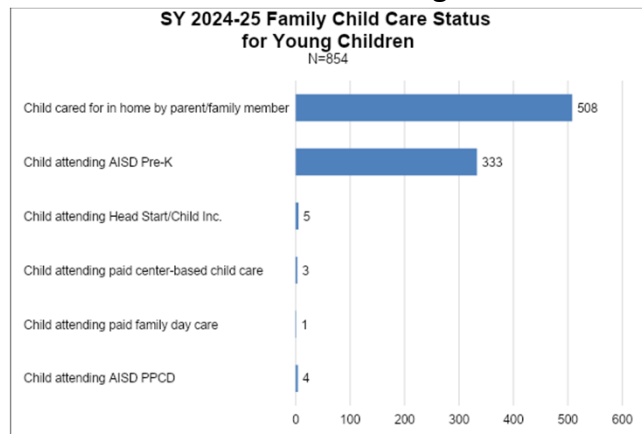
## Describing the Families Served by AVEY FRCs (Gender: Female 58%, Male 42%) AVEY FRCs serve multi-generational families

### Age of Participants



**Total Participants: 24,185**

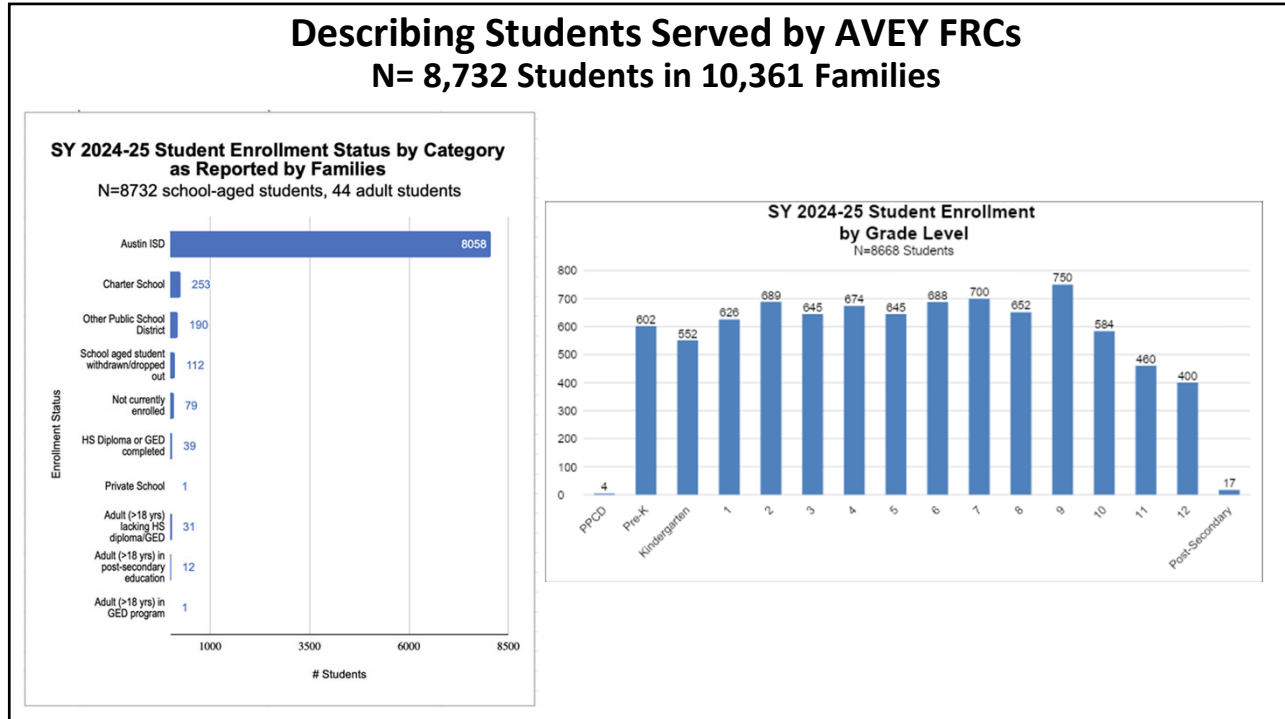
### Child Care Status for Young Children



**Total Young Children: 854**

42

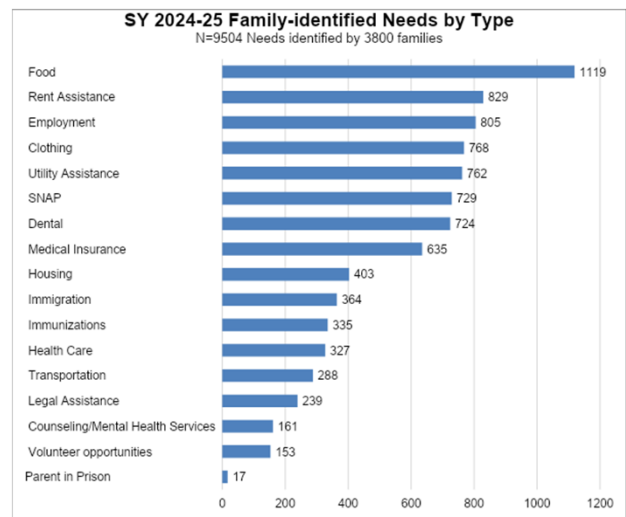
## Describing Students Served by AVEY FRCs N= 8,732 Students in 10,361 Families



43

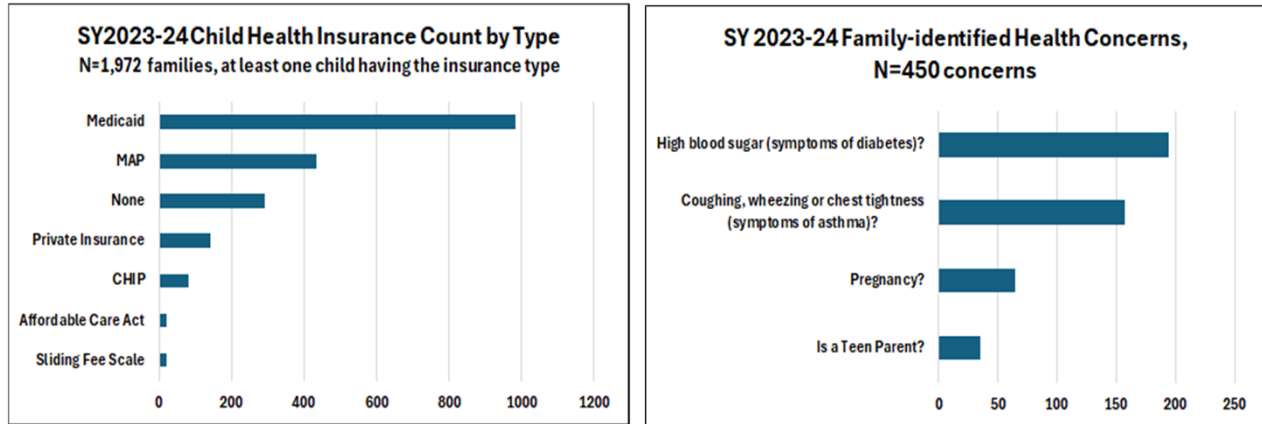
## Family-Identified Needs at AVEY FRCs: OVERVIEW SY 2024-25: 3,800 Surveys were received from 20 Campuses

- Surveys are sent home at the beginning of the school year and when new families register
- Families identify their needs
- Survey responses are used proactively to do outreach and inform adults of services available to address their identified needs
- **Basic needs** (food, clothing, rent, utility assistance) comprised over 41% of all needs identified by families.
- **1199 (32%) of families self-identified as having urgent needs** (requesting immediate follow up)



44

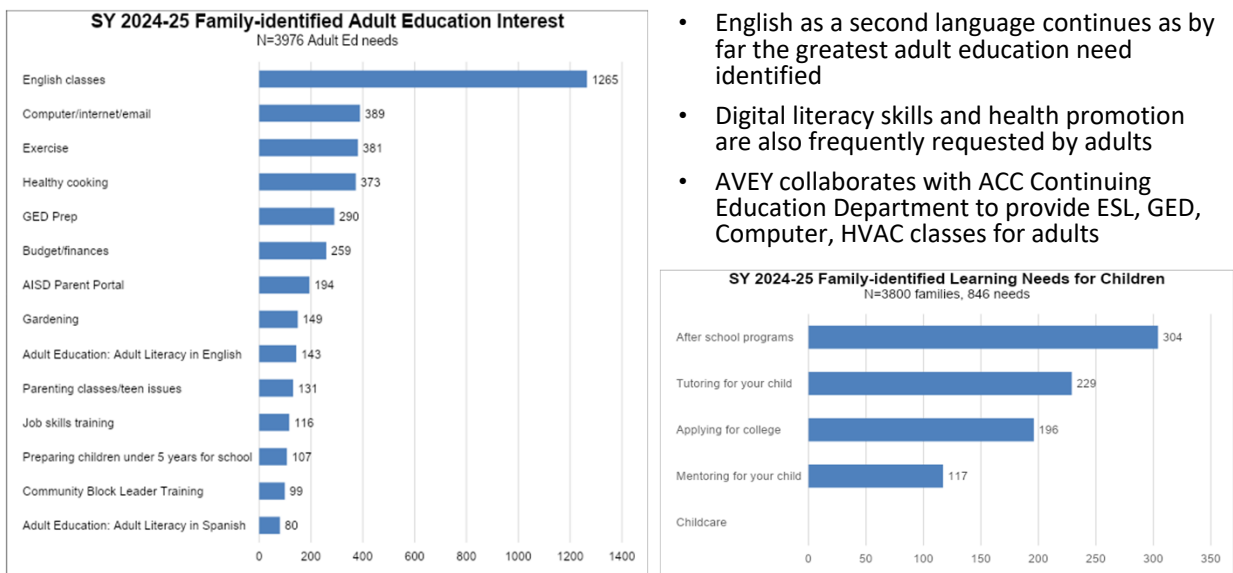
## Family-Identified Needs at AVEY FRCs: HEALTH



- Texas has the highest uninsured rate in the nation for both kids (13.6%) and adults (21.6%) in 2025
- 632 families identified at least one uninsured child in the family. Insurance status can vary by child.
- 1135 (30%) surveys identified at least one adult in the household who lacked health insurance.
- AVEY FRCs have AVEY Promotoras doing MAP applications and Public Health Americorps/Dell Health Plan doing state benefits enrollment

45

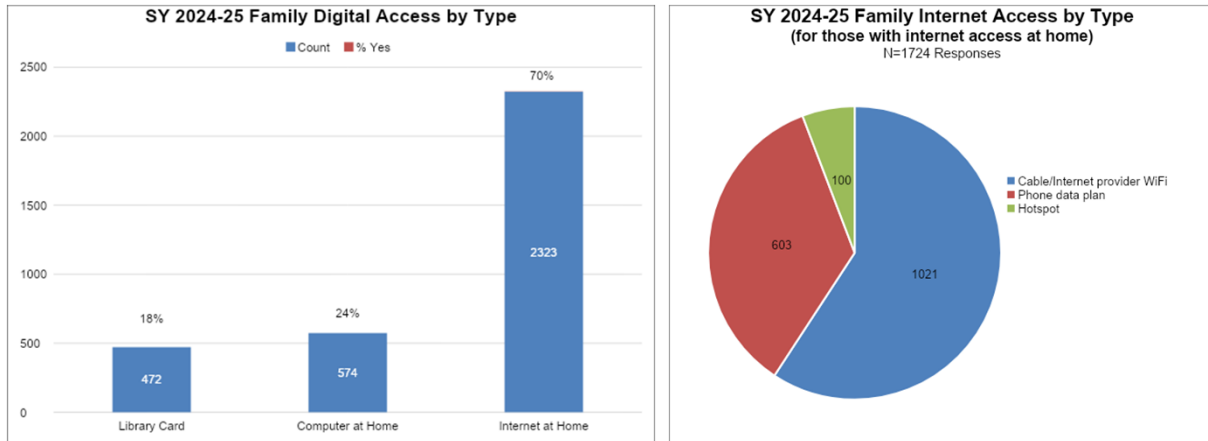
## Family-Identified Needs: SCHOOL and ADULT EDUCATION



- English as a second language continues as by far the greatest adult education need identified
- Digital literacy skills and health promotion are also frequently requested by adults
- AVEY collaborates with ACC Continuing Education Department to provide ESL, GED, Computer, HVAC classes for adults

46

## Digital Access for Families served by AVEY FRCs



- Many of the families served by FRCs lack access to digital devices, internet access, and the skills to use the technology, exacerbating disparities in access to education, health care, and social services.
- This year AVEY trained **15 Technology Navigators** to work in **7 FRC Tech Labs** to assist clients with learning and using technology to access online applications and portals

47

## Case Management Outcomes and Impact, SY 2024-25

Case management is the most intensive Tier 3 level of service offered by FRC Social Workers. Families must have a child enrolled on the FRC campus to qualify for case management.

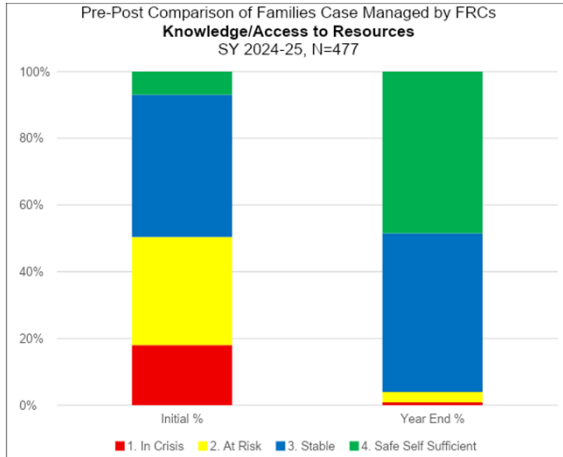
**In SY 2024-25, 488 families received case management services. This marks an increase of 87 families (22%) served over the prior year.** Of those, 477 (98%) completed both a pre and post assessment using the Family Developmental Matrix (FDM). Using the FDM, family leaders assess their functioning across 17 different domains when they begin and when they end case management services. This provides a pre/post measure of case management outcomes for **families with the most complex needs.**

The following slides reflect the change in status of case managed families over the course of the school year. **NOTE: Over 60% of adults in case management lack a high school diploma or GED. Understanding the education status of adults provides important context for understanding their economic, health, and social needs.**

48

## Knowledge/Access to Resources SY 2024-25 N=477

**IMPACT: 227 families (92%) of those initially in crisis/at risk became stable or safe/self-sufficient AND 96% of families Achieved or Maintained Stable or Safe/Self-Sufficient Status at Post-test**



**In Crisis:** I do not know of or do not have access to resources available in my community to meet my family's needs.

**At Risk :** I know of resources available in my community but have difficulty accessing them to meet my family's needs.

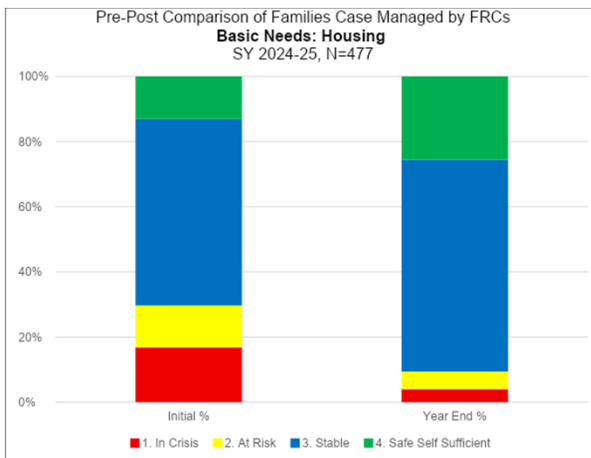
**Stable:** I am utilizing resources available in my community to meet some of my family's needs.

**Safe/Self-Sufficient:** I know how to find resources available in my community and have confidence that I can use them as my family has need.

49

## Basic Needs: Housing SY 2024-25, N=477

**IMPACT: 100 families (69%) of those initially in crisis/at risk became stable or safe/self-sufficient AND 91% of families Achieved or Maintained Stable or Safe/Self-Sufficient Status at Post-test**



**In Crisis:** My family is homeless or nearly homeless with eviction in progress.

**At Risk :** My family is in a temporary or transitional living situation (i.e. motel, shelter, doubled up with another family).

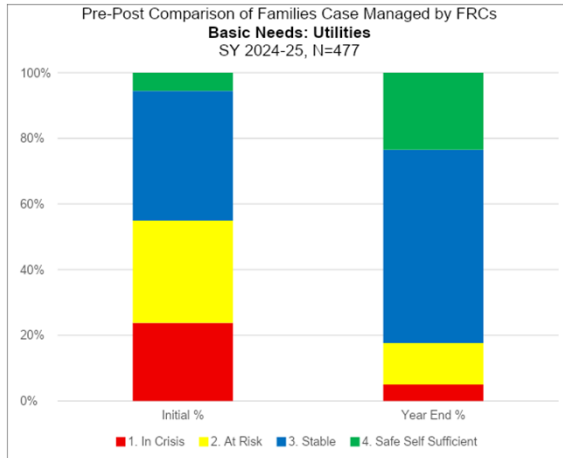
**Stable:** My family is in permanent housing that may not be adequate due to its size, location, condition, or affordability.

**Safe/Self-Sufficient:** My family is in permanent housing that is safe, adequate and affordable without compromising our family's basic needs.

50

## Basic Needs: Utilities SY 2024-25, N=477

**IMPACT: 184 families (69%) of those initially in crisis/at risk became stable or safe/self-sufficient AND 82% of families Achieved or Maintained Stable or Safe/Self-Sufficient Status at Post-test**



**In Crisis:** My utilities are off or about to be disconnected.

**At Risk:** I am making irregular utility payments or have utility service that is not under my name.

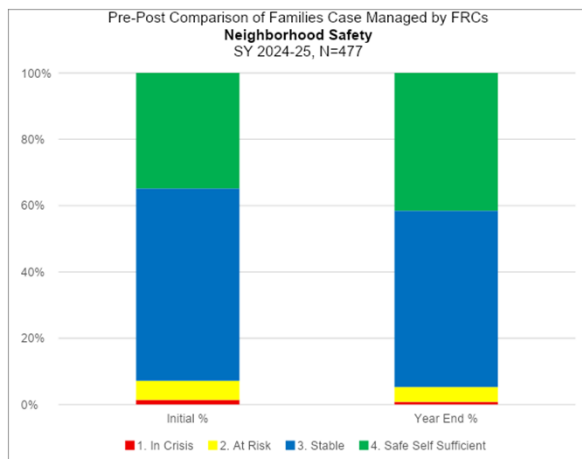
**Stable:** I am maintaining regular utility service without interruption in services, with assistance.

**Safe/Self-Sufficient:** I am maintaining regular utility service without interruption in services without assistance.

51

## Neighborhood Safety SY 2024-25, N=477

**IMPACT: 10 families (29%) of those initially in crisis/at risk became stable or safe/self-sufficient AND 95% of families Achieved or Maintained Stable or Safe/Self-Sufficient Status at Post-test**



**In Crisis:** Members of my family are directly affected by unsafe conditions in the neighborhood that result in fear or threat to their physical or emotional safety.

**At Risk :** Members of my family are aware of unsafe conditions in the neighborhood that result in fear or threat to their physical or emotional safety.

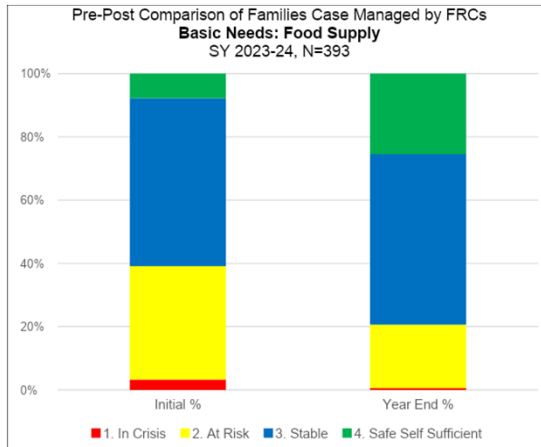
**Stable:** Members of my family are aware of unsafe conditions in the neighborhood that result in fear or threat to their physical or emotional safety are taking steps (i.e. safety plan) to minimize unsafe conditions.

**Safe/Self-Sufficient:** My family members have no concerns about physical or emotional safety in the neighborhood.

52

## Basic Needs: Food Supply SY 2024-25, N=477

**IMPACT: 103 families (48%) of those initially in crisis/at risk became stable or safe/self-sufficient AND 76% of families Achieved or Maintained Stable or Safe/Self-Sufficient Status at Post-test**



**In Crisis:** My family does not have an adequate food supply.

**At Risk:** My family has a limited food supply and depends on emergency resources (i.e. Food Pantry).

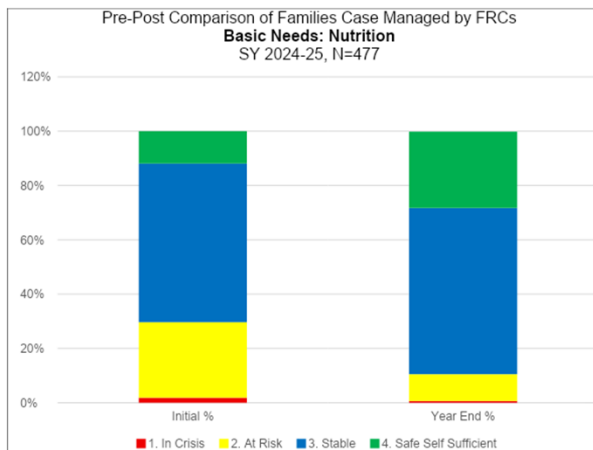
**Stable:** My family has an adequate food supply but relies on regular assistance (i.e. SNAP, WIC).

**Safe/Self-Sufficient:** My family has an adequate food supply without relying on any food assistance.

53

## Basic Needs: Nutrition SY 2024-25, N=477

**IMPACT: 96 families (66%) of those initially in crisis/at risk became stable or safe/self-sufficient AND 61% of families Achieved or Maintained Stable or Safe/Self-Sufficient Status at Post-test**



**In Crisis:** I am rarely able to provide food for my family that includes fresh fruit, vegetables and protein.

**At Risk :** I am sometimes able to provide food for my family that includes fresh fruit, vegetables and protein.

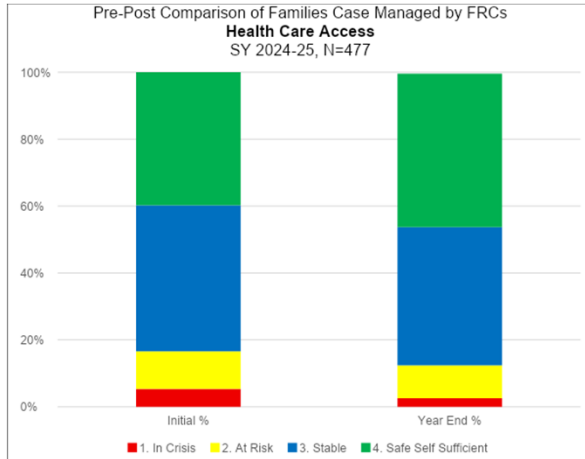
**Stable:** I am usually able to provide food for my family that includes fresh fruit, vegetables and protein.

**Safe/Self-Sufficient:** I am always able to provide food for my family that includes fresh fruit, vegetables and protein.

54

## Health Care Access SY 2024-25, N=477

**IMPACT: 22 families (27%) of those initially in crisis/at risk became stable or safe/self-sufficient AND 87% of families Achieved or Maintained Stable or Safe/Self-Sufficient Status at Post-test**



**In Crisis:** Either none of my family members have health insurance, or at least one member with a significant medical need does not have health insurance. We do not have a primary care provider to access health care services.

**At Risk :** Some of my family members have health insurance but do not have a primary care provider to access health care services.

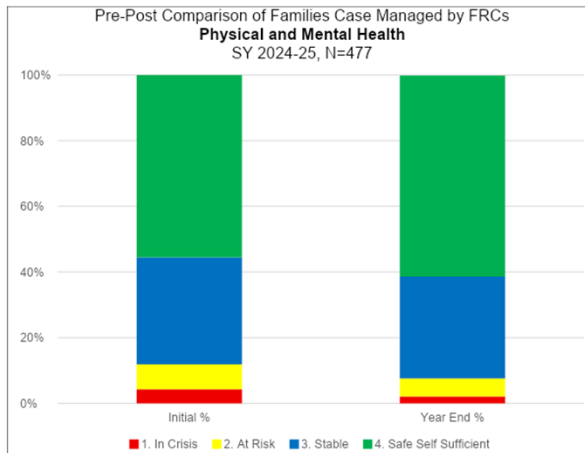
**Stable:** All children and any adults with a significant medical need have health insurance and have a primary care provider to access health care services.

**Safe/Self-Sufficient:** All of my family members have health insurance and have a primary care provider to access health care services.

55

## Physical and Mental Health SY 2024-25, N=477

**IMPACT: 22 families (38%) of those initially in crisis/at risk became stable or safe/self-sufficient AND 92% of families Achieved or Maintained Stable or Safe/Self-Sufficient Status at Post-test**



**In Crisis:** I or members of my family have unstable physical or mental health issues that are currently not being treated.

**At Risk :** I or members of my family have unstable physical or mental health issues that are currently being treated.

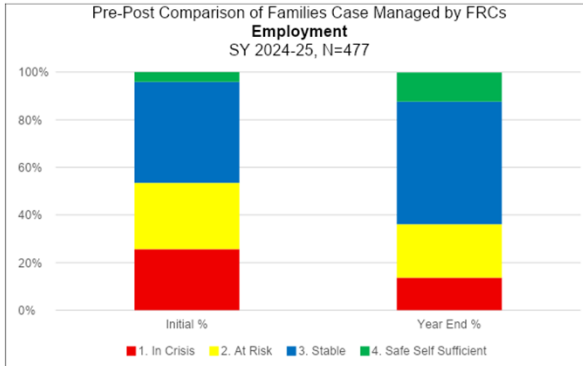
**Stable:** I or members of my family have stable physical or mental health issues that are currently being treated.

**Safe/Self-Sufficient:** No one in my family has any physical or mental health issues.

56

## Employment SY 2024-25, N=477

**IMPACT: 89 families (34%) of those initially in crisis/at risk became stable or safe/self-sufficient AND 64% of families Achieved or Maintained Stable or Safe/Self-Sufficient Status at Post-test**



NOTE: This slide helps describe the employment status of the adults served by the FRCs.

**In Crisis:** Members of my family are unemployed and are not able to find employment.

**At Risk :** Members of my family have temporary or part-time employment and require assistance to find employment and develop new job skills.

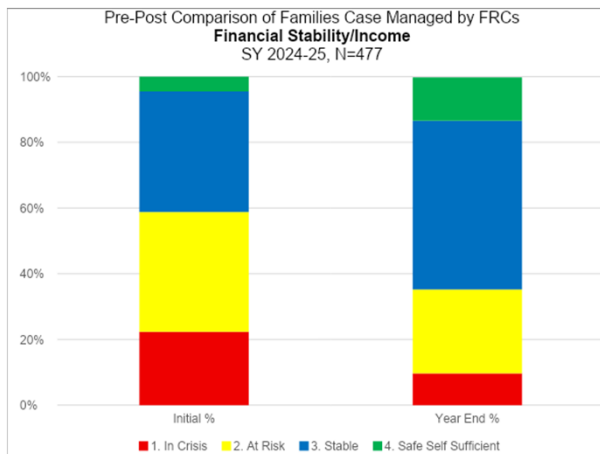
**Stable:** Members of my family are full-time employed but income is inadequate to cover necessary family expenses, and we are taking steps to improve job skills or increase wages.

**Safe/Self-Sufficient:** At least one member of my family is full-time employed at a living wage that covers necessary family expenses.

57

## Financial Stability/Income SY 2024-25, N=477

**IMPACT: 119 families (41%) of those initially in crisis/at risk became stable or safe/self-sufficient AND 65% of families Achieved or Maintained Stable or Safe/Self-Sufficient Status at Post-test**



**In Crisis:** My family does not have adequate income or assistance to meet our most basic needs (i.e. food, shelter, transportation).

**At Risk :** My family has adequate income and assistance to meet our basic needs most of the time.

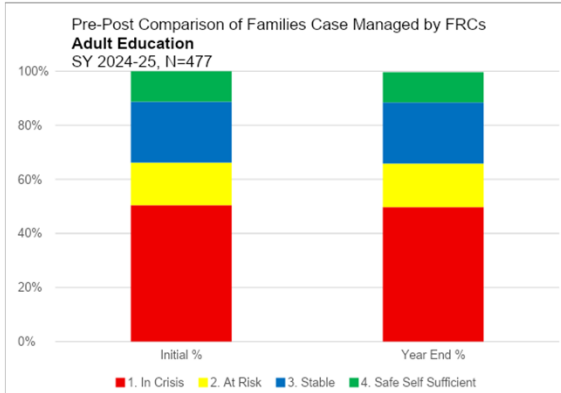
**Stable:** My family has adequate income and assistance to meet our living expenses and basic needs most of the time.

**Safe/Self-Sufficient:** My family has adequate income for our living expenses and basic needs without assistance (except health insurance).

58

## Adult Education Status SY 2024-25, N=477

**Over 60% of adults in case management lack a high school diploma or GED. Understanding the education status of adults provides important context for understanding their economic, health, and social needs.**



**In Crisis:** I do not have my GED or high school diploma and am not currently enrolled in education/training classes or programs.

**At Risk:** I do not have my GED or high school diploma and am currently enrolled in education/training classes or programs.

**Stable:** I have a GED or high school diploma am not currently enrolled in post-secondary education/training classes or programs.

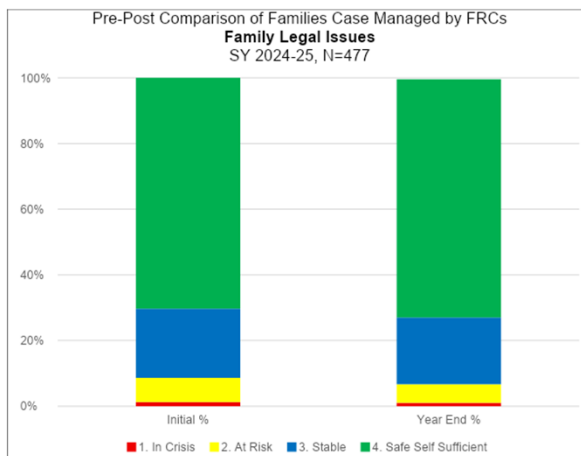
**Safe/Self-Sufficient:** I have a GED or high school diploma and am currently enrolled in post-secondary education/training classes or programs.

NOTE: This slide helps describe the educational status of the adults served by the FRCs.

59

## Family Legal Issues SY 2024-25, N=477

**IMPACT: 10 families (24%) of those initially in crisis/at risk became stable or safe/self-sufficient AND 93% of families Achieved or Maintained Stable or Safe/Self-Sufficient Status at Post-test**



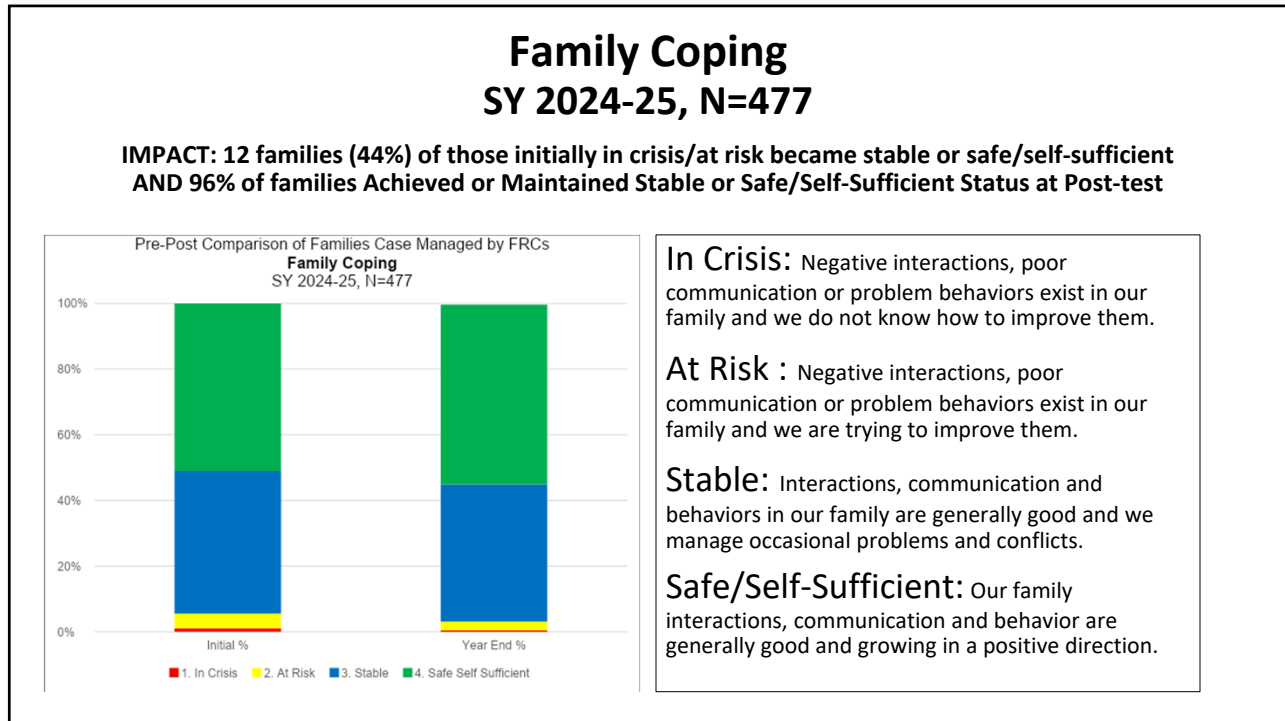
**In Crisis:** My family has legal issues, does not have legal assistance and we don't know what to do to resolve them.

**At Risk :** My family has legal issues, is trying to manage them without legal assistance but issues are not being resolved.

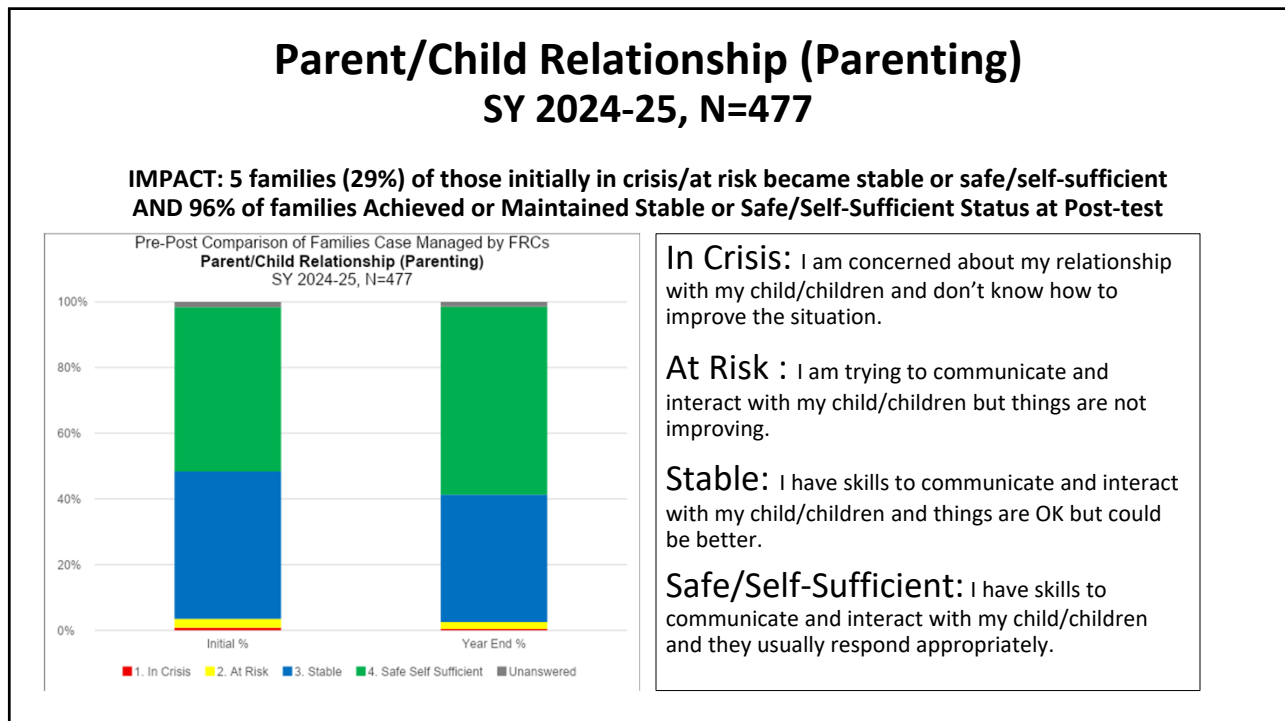
**Stable:** My family has legal issues and has received legal assistance, and issues are being resolved.

**Safe/Self-Sufficient:** My family does not have legal issues, or any previous legal issues have been resolved.

60



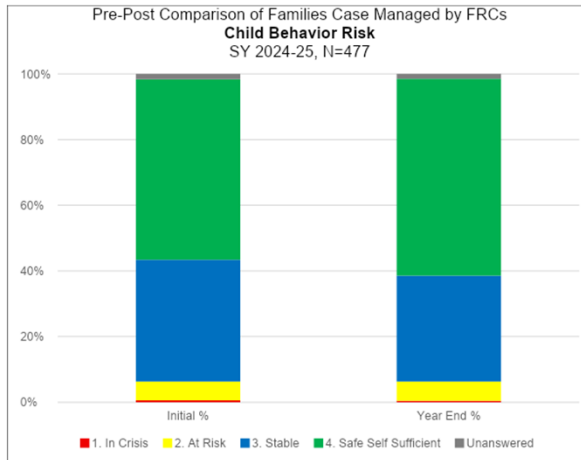
61



62

## Child Behavior Risk SY 2024-25, N=477

**IMPACT: 1 families (3%) of those initially in crisis/at risk became stable or safe/self-sufficient AND 92% of families Achieved or Maintained Stable or Safe/Self-Sufficient Status at Post-test**



**In Crisis:** I am concerned that my child is currently engaged in risky behavior that threatens their own or someone else's physical, social or emotional well-being.

**At Risk :** I am concerned that my child is vulnerable for engaging in inappropriate or risky behavior that threatens their own or someone else's physical, social or emotional well-being.

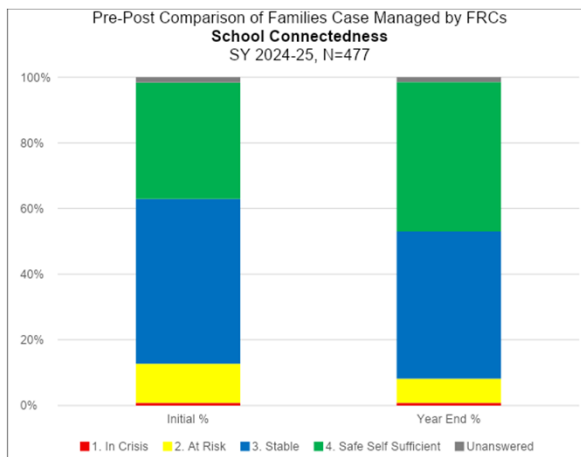
**Stable:** I am concerned that my child is vulnerable for engaging in inappropriate or risky behavior that threatens their own or someone else's physical, social or emotional well-being, but my child and I are working together to manage inappropriate or risky behavior, and we have the necessary supports to succeed.

**Safe/Self-Sufficient:** I am not concerned that my child is vulnerable or engaged in inappropriate or risky behavior that threatens their own or someone else's physical or emotional well-being.

63

## School Connectedness SY 2024-25, N=477

**IMPACT: 23 families (37%) of those initially in crisis/at risk became stable or safe/self-sufficient AND 90% of families Achieved or Maintained Stable or Safe/Self-Sufficient Status at Post-test**



**In Crisis:** My family does not know how to connect with my child's school staff and we do not participate in school activities.

**At Risk :** My family knows how to connect with my child's school staff but we do not participate in school activities.

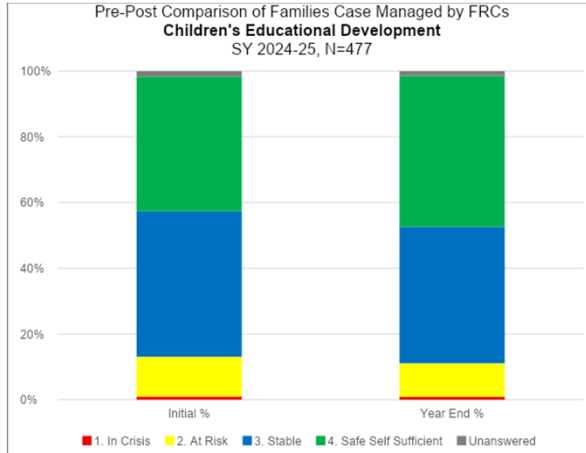
**Stable:** My family connects with my child's school staff when asked and we occasionally participate in school activities.

**Safe/Self-Sufficient:** My family takes initiative connecting with my child's school staff and we actively participate in school activities.

64

## Children's Educational Development SY 2024-25, N=477

**IMPACT: 11 families (17%) of those initially in crisis/at risk became stable or safe/self-sufficient  
AND 87% of families Achieved or Maintained Stable or Safe/Self-Sufficient Status at Post-test**



**In Crisis:** At least one of my children has below-average performance, behavior, or attendance problems in school, or there are possible developmental delays that are not being addressed.

**At Risk :** At least one of my children has below-average performance, behavior, or attendance problems in school or there are possible developmental delays that are being addressed.

**Stable:** All of my children are performing average in school with no attendance or behavior problems and meeting age-appropriate developmental levels (those with delays are functioning at optimal level with support).

**Safe/Self-Sufficient:** All of my children are performing above-average in school with no attendance or behavior problems and meeting age-appropriate developmental levels.