

Educational Suitability and Facility Condition Assessments - 2021



Building Address:
5005 Caswell Ave
Austin, TX 78751

Building Square Footage: 35,000 SF
Site Acreage: 5 Acres
Date of First Construction: 1939

Student Demographics:

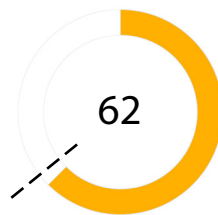
Demographic	Percentage
African American	0.6%
Hispanic	50.6%
White	39.7%
American Indian	0.3%
Asian	2.6%
Pacific Islander	0.0%
Two or More Races	6.3%
Economically Disadvantaged	22.7%
English Language Learners	16.1%
Special Education	8.6%
Enrollment	348

Facility Summary

Ridgetop Elementary School, serving an enrollment of approximately 350 students, is in north central Austin. It was built in 1939 and consists of approximately 35,000 SF. The school is known for its bilingual program as well as early childhood development program (also bilingual) for ages 3-6. The school has a Creative Learning Initiative to incorporate fine arts into the curriculum.

Educational Suitability Assessment Score:

--- District Elementary School's ESA Average: 64



- Very Unsatisfactory 0-35
- Unsatisfactory 36-50
- Average 51-65
- Satisfactory 66-80
- Very Satisfactory 81-100

Facility Condition Assessment Score:

--- District Elementary School's FCA Average: 62



Questions/Comments?
Email: Assessments@perkinswill.com

Educational Suitability and Facility Condition Assessments - 2021

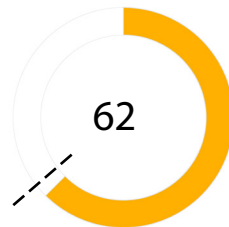
The ESA evaluates how well a facility supports teaching and learning using the district's Educational Specifications as the standard. It includes items such as the exterior, general building, security, controllability of lighting, furniture, academic and administrative spaces, and technology.

The FCA evaluates the physical condition of a facility to measure what systems are broken, aging, etc. This includes items such as roofing, heating and air conditioning, plumbing, electrical, site drainage, and parking.

Both assessments incorporate data, staff interviews, facility walk-throughs, cost-estimating, and analysis.

ESA Score:

--- District Elementary School's ESA Average: 64



General Building

1 - Exterior	54
2 - Outdoor Learning and Activity	87
3 - General Building	56
4 - Security	69
5 - Environmental Quality	84
6 - Controllability of Systems	68
7 - Furniture, Fixtures, Equipment	75

Academics

8 - Academics & Learning	47
9 - Visual and Performing Arts	53
10 - PE and Wellness	50
11 - Food Service	50
12 - Media Resources	57
13 - Technology	70
14 - Administration Spaces	55






FCA Score:

--- District Elementary School's FCA Average: 62



Campus-wide

1 - Exterior Architecture	26
2 - Interior Architecture	0
3 - Structural	99
4 - Mechanical / HVAC	91
5 - Electrical	48
6 - Plumbing	65
7 - Site / Civil	0
8 - Crawlspace	0

	Very Unsatisfactory	0-35
	Unsatisfactory	36-50
	Average	51-65
	Satisfactory	66-80
	Very Satisfactory	81-100

Questions/Comments?
Email: Assessments@perkinswill.com