

Educational Suitability and Facility Condition Assessments - 2021



Building Address:
1101 Wheatley Ave
Austin, TX 78752

Building Square Footage: 88,000 SF
Site Acreage: 17 acres
Date of First Construction: 2001

Student Demographics:

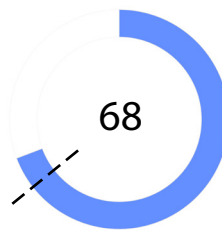
Demographic	Percentage
African American	8.3%
Hispanic	83.6%
White	3.8%
American Indian	0.0%
Asian	3.2%
Pacific Islander	0.7%
Two or More Races	0.5%
Economically Disadvantaged	92.3%
English Language Learners	81.5%
Special Education	7.4%
Enrollment	444

Facility Summary

Pickle Elementary School, serving an enrollment of approximately 445 students in northeast Austin, is known for its close ties to the St. John Community Center. The campus includes the school, community center, community clinic and a public library. The school and community center share several key spaces. The shared resources mean that the campus and gym are quite large in comparison to other elementary schools in the district.

Educational Suitability Assessment Score:

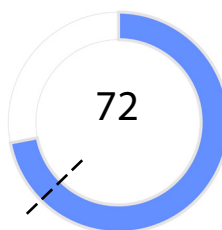
--- District Elementary School's ESA Average: 64



- Very Unsatisfactory 0-35
- Unsatisfactory 36-50
- Average 51-65
- Satisfactory 66-80
- Very Satisfactory 81-100

Facility Condition Assessment Score:

--- District Elementary School's FCA Average: 62



Questions/Comments?
Email: Assessments@perkinswill.com

Educational Suitability and Facility Condition Assessments - 2021

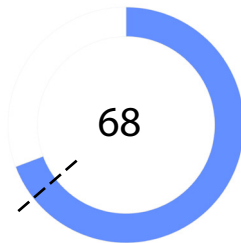
The ESA evaluates how well a facility supports teaching and learning using the district's Educational Specifications as the standard. It includes items such as the exterior, general building, security, controllability of lighting, furniture, academic and administrative spaces, and technology.

The FCA evaluates the physical condition of a facility to measure what systems are broken, aging, etc. This includes items such as roofing, heating and air conditioning, plumbing, electrical, site drainage, and parking.

Both assessments incorporate data, staff interviews, facility walk-throughs, cost-estimating, and analysis.

ESA Score:

--- District Elementary School's ESA Average: 64



General Building

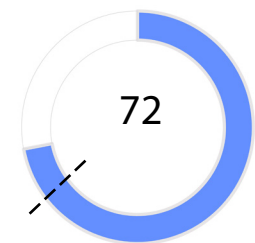
1 - Exterior	66
2 - Outdoor Learning and Activity	80
3 - General Building	53
4 - Security	57
5 - Environmental Quality	76
6 - Controllability of Systems	92
7 - Furniture, Fixtures, Equipment	69

Academics

8 - Academics & Learning	53
9 - Visual and Performing Arts	60
10 - PE and Wellness	100
11 - Food Service	80
12 - Media Resources	53
13 - Technology	55
14 - Administration Spaces	55






FCA Score:

--- District Elementary School's FCA Average: 62



Campus-wide

1 - Exterior Architecture	73
2 - Interior Architecture	59
3 - Structural	100
4 - Mechanical / HVAC	94
5 - Electrical	50
6 - Plumbing	100
7 - Site / Civil	76
8 - Crawlspace	N/A

	Very Unsatisfactory	0-35
	Unsatisfactory	36-50
	Average	51-65
	Satisfactory	66-80
	Very Satisfactory	81-100

Questions/Comments?
Email: Assessments@perkinswill.com