

Educational Suitability and Facility Condition Assessments - 2021



Building Address:

6201 Davis Lane
Austin, TX 78749

Building Square Footage: 83,900 SF

Site Acreage: 12.7 Acres

Date of First Construction: 1998

Student Demographics:

Demographic	Percentage
African American	0.7%
Hispanic	23.6%
White	55.3%
American Indian	0.3%
Asian	12.6%
Pacific Islander	0.0%
Two or More Races	7.5%
Economically Disadvantaged	9.0%
English Language Learners	10.2%
Special Education	12.9%
Enrollment	745

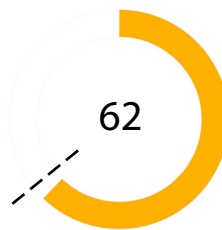
Facility Summary

Mills Elementary School, serving an enrollment of approximately 750 students in southwest Austin, was built in 1998 and focuses on certified language therapy, foreign language, and social and emotional learning. The campus sponsors several clubs and hosts community events and special activities throughout the year. Overall, the campus is in good condition and has studios that are adequately sized and function well. The campus recently had a small renovation that added two multipurpose rooms that are in excellent condition.

Educational Suitability

Assessment Score:

--- District Elementary School's ESA Average: 64

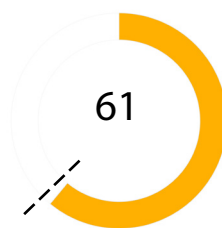


- Very Unsatisfactory 0-35
- Unsatisfactory 36-50
- Average 51-65
- Satisfactory 66-80
- Very Satisfactory 81-100

Facility Condition

Assessment Score:

--- District Elementary School's FCA Average: 62



Questions/Comments?
Email: Assessments@perkinswill.com

Educational Suitability and Facility Condition Assessments - 2021

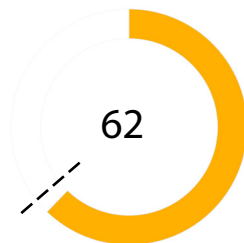
The ESA evaluates how well a facility supports teaching and learning using the district's Educational Specifications as the standard. It includes items such as the exterior, general building, security, controllability of lighting, furniture, academic and administrative spaces, and technology.

The FCA evaluates the physical condition of a facility to measure what systems are broken, aging, etc. This includes items such as roofing, heating and air conditioning, plumbing, electrical, site drainage, and parking.

Both assessments incorporate data, staff interviews, facility walk-throughs, cost-estimating, and analysis.

ESA Score:

--- District
 Elementary
 School's ESA
 Average: 64



General Building

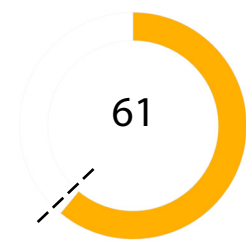
1 - Exterior	60
2 - Outdoor Learning and Activity	80
3 - General Building	60
4 - Security	69
5 - Environmental Quality	44
6 - Controllability of Systems	52
7 - Furniture, Fixtures, Equipment	55

Academics

8 - Academics & Learning	54
9 - Visual and Performing Arts	80
10 - PE and Wellness	80
11 - Food Service	60
12 - Media Resources	57
13 - Technology	60
14 - Administration Spaces	60






FCA Score:

--- District
 Elementary
 School's FCA
 Average: 62



Campus-wide

1 - Exterior Architecture	69
2 - Interior Architecture	45
3 - Structural	100
4 - Mechanical / HVAC	78
5 - Electrical	45
6 - Plumbing	74
7 - Site / Civil	28
8 - Crawlspace	N/A

	Very Unsatisfactory	0-35
	Unsatisfactory	36-50
	Average	51-65
	Satisfactory	66-80
	Very Satisfactory	81-100

Questions/Comments?
 Email: Assessments@perkinswill.com