

Educational Suitability and Facility Condition Assessments -2021



Building Address:
1001 W. Braker Lane
Austin, TX 78758

Building Square Footage: 69,700 SF
Site Acreage: 12 Acres
Date of First Construction: 1999

Student Demographics:

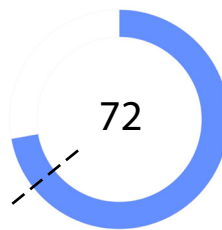
Demographic	Percentage
African American	2.2%
Hispanic	94.8%
White	1.7%
American Indian	0.0%
Asian	0.7%
Pacific Islander	0.0%
Two or More Races	0.5%
Economically Disadvantaged	93.8%
English Language Learners	71.9%
Special Education	19.3%
Enrollment	405

Facility Summary

McBee Elementary School, serving an enrollment of approximately 400 students in north Austin, is known for its community involvement and extracurricular activities. It was built in 1999 and consists of approximately 70,000 square feet. The school is in good condition overall. The environmental quality is very satisfactory due to ample daylighting and access to views throughout.

Educational Suitability Assessment Score:

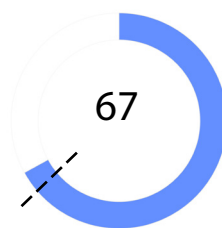
--- District Elementary School's ESA Average: 64



- Very Unsatisfactory 0-35
- Unsatisfactory 36-50
- Average 51-65
- Satisfactory 66-80
- Very Satisfactory 81-100

Facility Condition Assessment Score:

--- District Elementary School's FCA Average: 62



Questions/Comments?
Email: Assessments@perkinswill.com

Educational Suitability and Facility Condition Assessments -2021

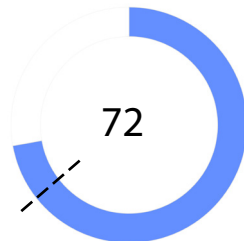
The ESA evaluates how well a facility supports teaching and learning using the district's Educational Specifications as the standard. It includes items such as the exterior, general building, security, controllability of lighting, furniture, academic and administrative spaces, and technology.

The FCA evaluates the physical condition of a facility to measure what systems are broken, aging, etc. This includes items such as roofing, heating and air conditioning, plumbing, electrical, site drainage, and parking.

Both assessments incorporate data, staff interviews, facility walk-throughs, cost-estimating, and analysis.

ESA Score:

--- District Elementary School's ESA Average: 64



General Building

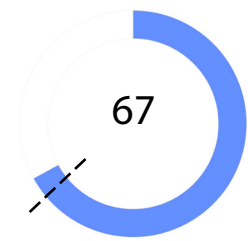
1 - Exterior	71
2 - Outdoor Learning and Activity	80
3 - General Building	58
4 - Security	57
5 - Environmental Quality	88
6 - Controllability of Systems	68
7 - Furniture, Fixtures, Equipment	69

Academics

8 - Academics & Learning	70
9 - Visual and Performing Arts	80
10 - PE and Wellness	80
11 - Food Service	80
12 - Media Resources	57
13 - Technology	80
14 - Administration Spaces	70






FCA Score:

--- District Elementary School's FCA Average: 62



Campus-wide

1 - Exterior Architecture	94
2 - Interior Architecture	25
3 - Structural	100
4 - Mechanical / HVAC	69
5 - Electrical	49
6 - Plumbing	75
7 - Site / Civil	39
8 - Crawlspace	N/A

 Very Unsatisfactory	0-35
 Unsatisfactory	36-50
 Average	51-65
 Satisfactory	66-80
 Very Satisfactory	81-100

Questions/Comments?
Email: Assessments@perkinswill.com