

Educational Suitability and Facility Condition Assessments -2021



Building Address:

3808 Maplewood Ave
Austin, TX 78722

Building Square Footage: 45,400 SF

Site Acreage: 6 Acres

Date of First Construction: 1951

Student Demographics:

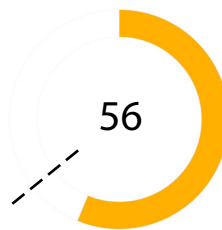
Demographic	Percentage
African American	10.9%
Hispanic	26.1%
White	54.0%
American Indian	0.0%
Asian	3.1%
Pacific Islander	0.0%
Two or More Races	5.9%
Economically Disadvantaged	27.4%
English Language Learners	5.2%
Special Education	14.2%
Enrollment	387

Facility Summary

Maplewood Elementary School, serving an enrollment of approximately 390 students, is in east central Austin. It was built in the 1950s and consists of approximately 45,400 square feet. The school is known for incorporating arts into all classes in its curriculum through the Creative Learning Initiative. Maplewood is a dual-language school offering pre-K through fifth grade to the diverse local community. This school offers a wide variety of activities to students, including an after-school program that is dedicated to creativity.

Educational Suitability Assessment Score:

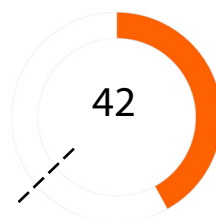
--- District Elementary School's ESA Average: 64



- Very Unsatisfactory 0-35
- Unsatisfactory 36-50
- Average 51-65
- Satisfactory 66-80
- Very Satisfactory 81-100

Facility Condition Assessment Score:

--- District Elementary School's FCA Average: 62



Questions/Comments?
Email: Assessments@perkinswill.com

Educational Suitability and Facility Condition Assessments -2021

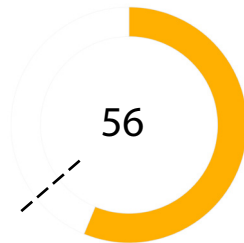
The ESA evaluates how well a facility supports teaching and learning using the district's Educational Specifications as the standard. It includes items such as the exterior, general building, security, controllability of lighting, furniture, academic and administrative spaces, and technology.

The FCA evaluates the physical condition of a facility to measure what systems are broken, aging, etc. This includes items such as roofing, heating and air conditioning, plumbing, electrical, site drainage, and parking.

Both assessments incorporate data, staff interviews, facility walk-throughs, cost-estimating, and analysis.

ESA Score:

--- District Elementary School's ESA Average: 64



General Building

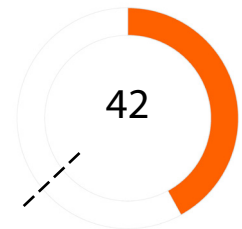
1 - Exterior	60
2 - Outdoor Learning and Activity	73
3 - General Building	47
4 - Security	45
5 - Environmental Quality	76
6 - Controllability of Systems	52
7 - Furniture, Fixtures, Equipment	69

Academics

8 - Academics & Learning	38
9 - Visual and Performing Arts	60
10 - PE and Wellness	40
11 - Food Service	60
12 - Media Resources	57
13 - Technology	50
14 - Administration Spaces	50






FCA Score:

--- District Elementary School's FCA Average: 62



Campus-wide

1 - Exterior Architecture	51
2 - Interior Architecture	0
3 - Structural	99
4 - Mechanical / HVAC	41
5 - Electrical	92
6 - Plumbing	52
7 - Site / Civil	0
8 - Crawlspace	47

	Very Unsatisfactory	0-35
	Unsatisfactory	36-50
	Average	51-65
	Satisfactory	66-80
	Very Satisfactory	81-100

Questions/Comments?
Email: Assessments@perkinswill.com