

Educational Suitability and Facility Condition Assessments - 2021



Building Address:

201 E. Mary St

Austin, TX 78704

Building Square Footage: 160,000 SF

Site Acreage: 10.3 Acres

Date of First Construction: 1911

Student Demographics:

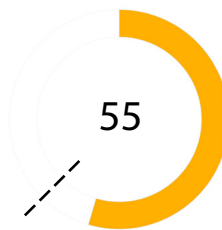
Demographic	Percentage
African American	4.9%
Hispanic	66.0%
White	22.6%
American Indian	0.0%
Asian	3.1%
Pacific Islander	0.0%
Two or More Races	3.3%
Economically Disadvantaged	61.1%
English Language Learners	31.5%
Special Education	13.7%
Enrollment	1175

Facility Summary

Lively Middle School serves an enrollment of approximately 1,180 students in south Austin and is on 10.3 acres of land. Known for offering advanced academic programming based around humanities, law and international studies, this school also has a magnet program in specialized language arts and social studies. Lively offers dual-language courses to its sixth-grade students. This campus along South Congress Avenue was originally built in 1911 and has since gone through multiple renovations and additions in 1980 and 2002 for a total of 160,000 square feet.

Educational Suitability Assessment Score:

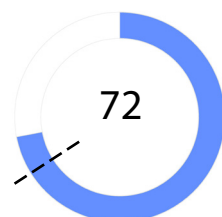
--- District Middle School's ESA Average: 62



- Very Unsatisfactory 0-35
- Unsatisfactory 36-50
- Average 51-65
- Satisfactory 66-80
- Very Satisfactory 81-100

Facility Condition Assessment Score:

--- District Middle School's FCA Average: 66



Questions/Comments?
Email: Assessments@perkinswill.com

Educational Suitability and Facility Condition Assessments - 2021

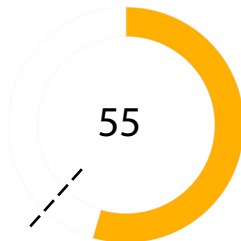
The ESA evaluates how well a facility supports teaching and learning using the district's Educational Specifications as the standard. It includes items such as the exterior, general building, security, controllability of lighting, furniture, academic and administrative spaces, and technology.

The FCA evaluates the physical condition of a facility to measure what systems are broken, aging, etc. This includes items such as roofing, heating and air conditioning, plumbing, electrical, site drainage, and parking.

Both assessments incorporate data, staff interviews, facility walk-throughs, cost-estimating, and analysis.

ESA Score:

--- District Middle School's ESA Average: 62



General Building

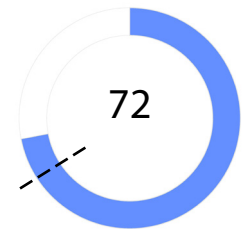
1 - Exterior	54
2 - Outdoor Learning and Activity	70
3 - General Building	53
4 - Security	38
5 - Environmental Quality	68
6 - Controllability of Systems	52
7 - Furniture, Fixtures, Equipment	64

Academics

8 - Academics & Learning	42
9 - CTE Career Connected Learning	60
10 - Visual and Performing Arts	43
11 - Athletics and Wellness	52
12 - Food Service	60
13 - Media Resources	57
14 - Technology	50
15 - Administration Spaces	55






FCA Score:

--- District Middle School's FCA Average: 66



Campus-wide

1 - Exterior Architecture	95
2 - Interior Architecture	68
3 - Structural	100
4 - Mechanical / HVAC	86
5 - Electrical	28
6 - Plumbing	50
7 - Site / Civil	82
8 - Crawlspace	34

 Very Unsatisfactory	0-35
 Unsatisfactory	36-50
 Average	51-65
 Satisfactory	66-80
 Very Satisfactory	81-100

Questions/Comments?
Email: Assessments@perkinswill.com