

Educational Suitability and Facility Condition Assessments - 2021



Building Address:
1012 Arthur Stiles Road
Austin, TX 78721

Building Square Footage: 253,300 SF
Site Acreage: 26 Acres
Date of First Construction: 1958

Student Demographics:

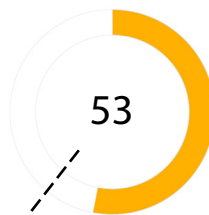
Demographic	Percentage
African American	2.6%
Hispanic	23.6%
White	43.6%
American Indian	0.1%
Asian	23.2%
Pacific Islander	0.1%
Two or More Races	6.9%
Economically Disadvantaged	14.0%
English Language Learners	1.5%
Special Education	1.2%
Enrollment	1254

Facility Summary

Liberal Arts and Science Academy will undergo partial renovations in the summer of 2021 in preparation for the LASA program. The original campus was built in the 1950s and consists of approximately 253,300 square feet on 26 acres. The enrollment for LASA for the 2020–21 school year was approximately 1,250.

Educational Suitability Assessment Score:

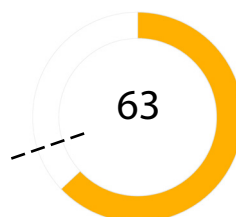
--- District High
School's ESA Average: 61



- Very Unsatisfactory 0-35
- Unsatisfactory 36-50
- Average 51-65
- Satisfactory 66-80
- Very Satisfactory 81-100

Facility Condition Assessment Score:

--- District High
School's FCA Average: 69



Questions/Comments?
Email: Assessments@perkinswill.com

Educational Suitability and Facility Condition Assessments - 2021

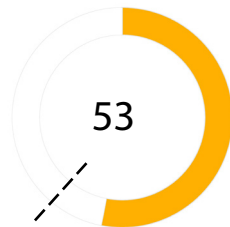
The ESA evaluates how well a facility supports teaching and learning using the district's Educational Specifications as the standard. It includes items such as the exterior, general building, security, controllability of lighting, furniture, academic and administrative spaces, and technology.

The FCA evaluates the physical condition of a facility to measure what systems are broken, aging, etc. This includes items such as roofing, heating and air conditioning, plumbing, electrical, site drainage, and parking.

Both assessments incorporate data, staff interviews, facility walk-throughs, cost-estimating, and analysis.

ESA Score:

--- District High School's ESA Average: 61



General Building

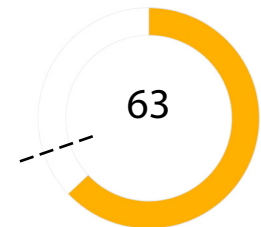
1 - Exterior	40
2 - Outdoor Learning and Activity	80
3 - General Building	47
4 - Security	54
5 - Environmental Quality	72
6 - Controllability of Systems	52
7 - Furniture, Fixtures, Equipment	49

Academics

8 - Academics & Learning	34
9 - CTE Career Connected Learning	87
10 - Visual and Performing Arts	34
11 - Athletics and Wellness	50
12 - Food Service	50
13 - Media Resources	57
14 - Technology	35
15 - Administration Spaces	55






FCA Score:

--- District High School's FCA Average: 69



Campus-wide

1 - Exterior Architecture	92
2 - Interior Architecture	78
3 - Structural	100
4 - Mechanical / HVAC	5
5 - Electrical	74
6 - Plumbing	61
7 - Site / Civil	44
8 - Crawlspace	N/A

 Very Unsatisfactory	0-35
 Unsatisfactory	36-50
 Average	51-65
 Satisfactory	66-80
 Very Satisfactory	81-100

Questions/Comments?
Email: Assessments@perkinswill.com