


Educational Suitability and Facility Condition Assessments -2021



Building Address:
4500 Menchaca Road
Austin, TX 78745

Building Square Footage: 45,600 SF
Site Acreage: 5 Acres
Date of First Construction: 1954

Student Demographics:

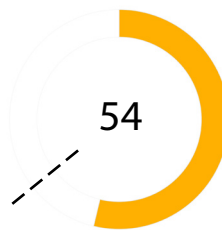
Demographic	Percentage
African American	3.3%
Hispanic	58.6%
White	29.5%
American Indian	0.0%
Asian	2.5%
Pacific Islander	0.4%
Two or More Races	5.7%
Economically Disadvantaged	61.9%
English Language Learners	22.1%
Special Education	16.8%
Enrollment	244

Facility Summary

Joslin Elementary School serves an enrollment of approximately 245 students in south Austin. The original building was constructed in 1954, with a classroom building addition in 1957 and a library addition in 1986. The campus consists of approximately 45,000 square feet of space on 5 acres. The outdoor gardens are plentiful and well-tended. The garden is designated as part of the Eco-Schools USA program and National Wildlife Federation. Joslin Elementary School has a very active parent community, and the community of parents, students and staff are viewed as family.

Educational Suitability Assessment Score:

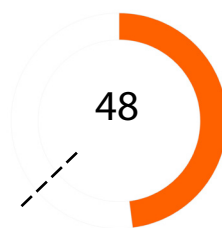
--- District Elementary School's ESA Average: 64



- Very Unsatisfactory 0-35
- Unsatisfactory 36-50
- Average 51-65
- Satisfactory 66-80
- Very Satisfactory 81-100

Facility Condition Assessment Score:

--- District Elementary School's FCA Average: 62



Questions/Comments?
Email: Assessments@perkinswill.com

Educational Suitability and Facility Condition Assessments -2021

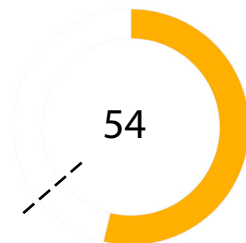
The ESA evaluates how well a facility supports teaching and learning using the district's Educational Specifications as the standard. It includes items such as the exterior, general building, security, controllability of lighting, furniture, academic and administrative spaces, and technology.

The FCA evaluates the physical condition of a facility to measure what systems are broken, aging, etc. This includes items such as roofing, heating and air conditioning, plumbing, electrical, site drainage, and parking.

Both assessments incorporate data, staff interviews, facility walk-throughs, cost-estimating, and analysis.

ESA Score:

--- District
Elementary
School's ESA
Average: 64



General Building

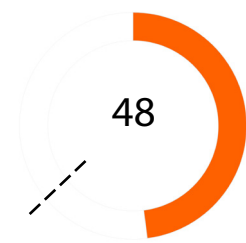
1 - Exterior	49
2 - Outdoor Learning and Activity	67
3 - General Building	44
4 - Security	57
5 - Environmental Quality	64
6 - Controllability of Systems	68
7 - Furniture, Fixtures, Equipment	64

Academics

8 - Academics & Learning	41
9 - Visual and Performing Arts	40
10 - PE and Wellness	50
11 - Food Service	50
12 - Media Resources	53
13 - Technology	55
14 - Administration Spaces	50






FCA Score:

--- District
Elementary
School's FCA
Average: 62



Campus-wide

1 - Exterior Architecture	83
2 - Interior Architecture	36
3 - Structural	100
4 - Mechanical / HVAC	15
5 - Electrical	76
6 - Plumbing	65
7 - Site / Civil	0
8 - Crawlspace	100

	Very Unsatisfactory	0-35
	Unsatisfactory	36-50
	Average	51-65
	Satisfactory	66-80
	Very Satisfactory	81-100

Questions/Comments?
Email: Assessments@perkinswill.com