

Educational Suitability and Facility Condition Assessments -2021



Building Address:
6711 Johnny Morris Rd
Austin, TX 78724

Building Square Footage: 76,100 SF
Site Acreage: 13 acres
Date of First Construction: 1992

Student Demographics:

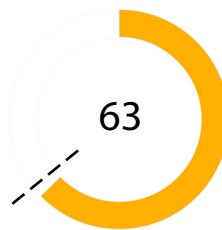
Demographic	Percentage
African American	21.8%
Hispanic	73.8%
White	3.2%
American Indian	0.2%
Asian	0.8%
Pacific Islander	0.2%
Two or More Races	0.0%
Economically Disadvantaged	91.8%
English Language Learners	60.0%
Special Education	13.5%
Enrollment	527

Facility Summary

Jordan Elementary currently serves a student population of approximately 520 students in the 2020-2021 school year and is located in Northeast Austin. The school opened in 1992 and has approximately 76,000 square feet of building space on 13 acres. Jordan Elementary is considered an Early College Prep School, as it feeds into the path of schools leading to one of the seven Early College High Schools in the district, Northeast Early College High School. The campus takes part in Austin ISD's Creative Learning Initiative (CLI). They support the students and local community through their after- school programming as well as being a part of Communities in School.

Educational Suitability Assessment Score:

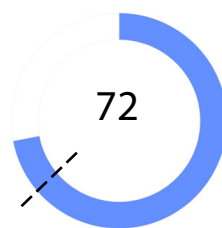
--- District Elementary School's ESA Average: 64



- Very Unsatisfactory 0-35
- Unsatisfactory 36-50
- Average 51-65
- Satisfactory 66-80
- Very Satisfactory 81-100

Facility Condition Assessment Score:

--- District Elementary School's FCA Average: 62



Questions/Comments?
Email: Assessments@perkinswill.com

Educational Suitability and Facility Condition Assessments -2021

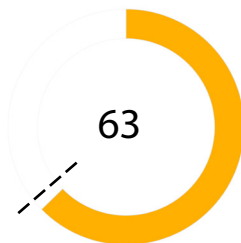
The ESA evaluates how well a facility supports teaching and learning using the district's Educational Specifications as the standard. It includes items such as the exterior, general building, security, controllability of lighting, furniture, academic and administrative spaces, and technology.

The FCA evaluates the physical condition of a facility to measure what systems are broken, aging, etc. This includes items such as roofing, heating and air conditioning, plumbing, electrical, site drainage, and parking.

Both assessments incorporate data, staff interviews, facility walk-throughs, cost-estimating, and analysis.

ESA Score:

--- District Elementary School's ESA Average: 64



General Building

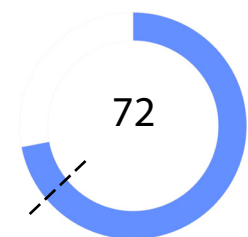
1 - Exterior	69
2 - Outdoor Learning and Activity	87
3 - General Building	40
4 - Security	51
5 - Environmental Quality	56
6 - Controllability of Systems	60
7 - Furniture, Fixtures, Equipment	49

Academics

8 - Academics & Learning	53
9 - Visual and Performing Arts	80
10 - PE and Wellness	80
11 - Food Service	70
12 - Media Resources	73
13 - Technology	70
14 - Administration Spaces	40






FCA Score:

--- District Elementary School's FCA Average: 62



Campus-wide

1 - Exterior Architecture	97
2 - Interior Architecture	50
3 - Structural	100
4 - Mechanical / HVAC	46
5 - Electrical	96
6 - Plumbing	76
7 - Site / Civil	0
8 - Crawlspace	100

	Very Unsatisfactory	0-35
	Unsatisfactory	36-50
	Average	51-65
	Satisfactory	66-80
	Very Satisfactory	81-100

Questions/Comments?
Email: Assessments@perkinswill.com