

Educational Suitability and Facility Condition Assessments -2021



Building Address:
5409 Ponciana Drive
Austin, TX 78744

Building Square Footage: 42,100 SF
Site Acreage: 13 Acres
Date of First Construction: 1976

Student Demographics:

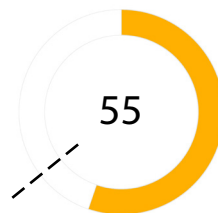
Demographic	Percentage
African American	6.3%
Hispanic	91.1%
White	2.1%
American Indian	0.0%
Asian	0.0%
Pacific Islander	0.0%
Two or More Races	0.5%
Economically Disadvantaged	93.4%
English Language Learners	59.5%
Special Education	14.1%
Enrollment	427

Facility Summary

Houston Elementary School has an enrollment of approximately 430 students in southeast Austin for pre-K through fifth grade. The campus offers tuition-assisted pre-K to qualified families. The campus was originally built in 1976 and separate additions were built in 1991 and 2006. It offers signature programs such as a certified academic language therapist, dual language: one-way Spanish, and social and emotional learning. The campus consists of multiple detached buildings on approximately 13 acres. The main building houses the library, cafeteria, art room and the majority of learning spaces.

Educational Suitability Assessment Score:

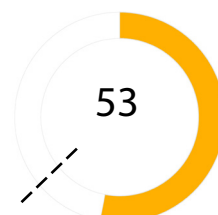
--- District Elementary School's ESA Average: 64



- Very Unsatisfactory 0-35
- Unsatisfactory 36-50
- Average 51-65
- Satisfactory 66-80
- Very Satisfactory 81-100

Facility Condition Assessment Score:

--- District Elementary School's FCA Average: 62



Questions/Comments?
Email: Assessments@perkinswill.com

Educational Suitability and Facility Condition Assessments -2021

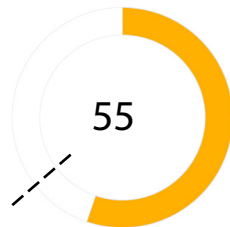
The ESA evaluates how well a facility supports teaching and learning using the district's Educational Specifications as the standard. It includes items such as the exterior, general building, security, controllability of lighting, furniture, academic and administrative spaces, and technology.

The FCA evaluates the physical condition of a facility to measure what systems are broken, aging, etc. This includes items such as roofing, heating and air conditioning, plumbing, electrical, site drainage, and parking.

Both assessments incorporate data, staff interviews, facility walk-throughs, cost-estimating, and analysis.

ESA Score:

--- District Elementary School's ESA Average: 64



General Building

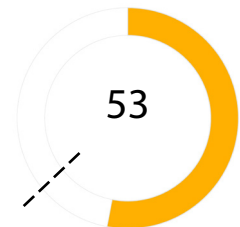
1 - Exterior	74
2 - Outdoor Learning and Activity	73
3 - General Building	42
4 - Security	62
5 - Environmental Quality	44
6 - Controllability of Systems	52
7 - Furniture, Fixtures, Equipment	65

Academics

8 - Academics & Learning	46
9 - Visual and Performing Arts	47
10 - PE and Wellness	60
11 - Food Service	70
12 - Media Resources	43
13 - Technology	55
14 - Administration Spaces	40






FCA Score:

--- District Elementary School's FCA Average: 62



Campus-wide

1 - Exterior Architecture	94
2 - Interior Architecture	30
3 - Structural	100
4 - Mechanical / HVAC	81
5 - Electrical	56
6 - Plumbing	0
7 - Site / Civil	0
8 - Crawlspace	24

	Very Unsatisfactory	0-35
	Unsatisfactory	36-50
	Average	51-65
	Satisfactory	66-80
	Very Satisfactory	81-100

Questions/Comments?
Email: Assessments@perkinswill.com