

Educational Suitability and Facility Condition Assessments - 2021



Building Address:

1600 Chicon St

Austin, TX 78702

Building Square Footage: 46,200 SF

Site Acreage: 3 Acres

Date of First Construction: 1939

Student Demographics:

Demographic	Percentage
African American	7.0%
Hispanic	44.8%
White	40.1%
American Indian	0.0%
Asian	1.2%
Pacific Islander	0.0%
Two or More Races	7.0%
Economically Disadvantaged	41.9%
English Language Learners	5.8%
Special Education	4.1%
Enrollment	172

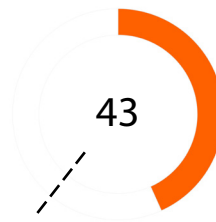
Facility Summary

Garza Independence High School, serving an enrollment of approximately 180 students, is in south central Austin. It was originally built in 1939 with a detached addition built in 1965 and consists of approximately 46,200 square feet on a little over 3 acres. The school focuses on dropout prevention and helps transition at-risk students to college and work environments. The school supports a self-paced curriculum with highly personalized tracks toward graduation for these students.

Educational Suitability

Assessment Score:

--- District High
School's ESA Average: 61

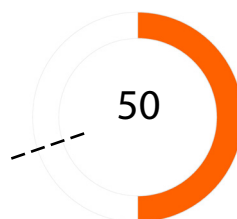


- Very Unsatisfactory 0-35
- Unsatisfactory 36-50
- Average 51-65
- Satisfactory 66-80
- Very Satisfactory 81-100

Facility Condition

Assessment Score:

--- District High
School's FCA Average: 69



Questions/Comments?
Email: Assessments@perkinswill.com

Educational Suitability and Facility Condition Assessments - 2021

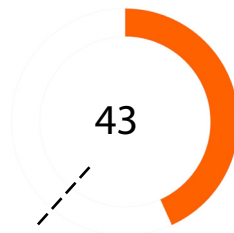
The ESA evaluates how well a facility supports teaching and learning using the district's Educational Specifications as the standard. It includes items such as the exterior, general building, security, controllability of lighting, furniture, academic and administrative spaces, and technology.

The FCA evaluates the physical condition of a facility to measure what systems are broken, aging, etc. This includes items such as roofing, heating and air conditioning, plumbing, electrical, site drainage, and parking.

Both assessments incorporate data, staff interviews, facility walk-throughs, cost-estimating, and analysis.

ESA Score:

--- District High School's ESA Average: 61



General Building

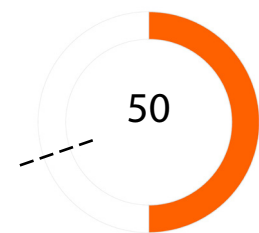
1 - Exterior	37
2 - Outdoor Learning and Activity	40
3 - General Building	31
4 - Security	43
5 - Environmental Quality	52
6 - Controllability of Systems	52
7 - Furniture, Fixtures, Equipment	49

Academics

8 - Academics & Learning	36
9 - CTE Career Connected Learning	N/A
10 - Visual and Performing Arts	40
11 - Athletics and Wellness	50
12 - Food Service	40
13 - Media Resources	40
14 - Technology	70
15 - Administration Spaces	25






FCA Score:

--- District High School's FCA Average: 69



Campus-wide

1 - Exterior Architecture	97
2 - Interior Architecture	68
3 - Structural	97
4 - Mechanical / HVAC	51
5 - Electrical	35
6 - Plumbing	29
7 - Site / Civil	0
8 - Crawlspace	0

 Very Unsatisfactory	0-35
 Unsatisfactory	36-50
 Average	51-65
 Satisfactory	66-80
 Very Satisfactory	81-100

Questions/Comments?
Email: Assessments@perkinswill.com