

Educational Suitability and Facility Condition Assessments - 2021



Building Address:

5214 Duval Rd

Austin, TX 78727

Building Square Footage: 72,100 SF

Site Acreage: 13 Acres

Date of First Construction: 1993

Student Demographics:

Demographic	Percentage
African American	4.3%
Hispanic	25.7%
White	52.0%
American Indian	0.0%
Asian	12.6%
Pacific Islander	0.2%
Two or More Races	5.3%
Economically Disadvantaged	29.3%
English Language Learners	18.7%
Special Education	13.7%
Enrollment	627

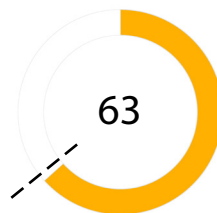
Facility Summary

Davis Elementary School serves an enrollment of approximately 630 students in northwest Austin. It was built in 1993, with an additional studio building constructed in 1999. The campus consists of approximately 72,000 square feet on 13 acres. The school's curriculum focuses on foreign language experience and world culture, exposing students to Spanish, German, French and Latin at different grade levels.

Educational Suitability

Assessment Score:

--- District Elementary School's ESA Average: 64

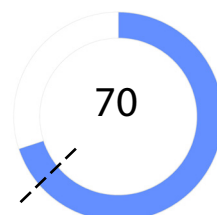


- Very Unsatisfactory 0-35
- Unsatisfactory 36-50
- Average 51-65
- Satisfactory 66-80
- Very Satisfactory 81-100

Facility Condition

Assessment Score:

--- District Elementary School's FCA Average: 62



Questions/Comments?
Email: Assessments@perkinswill.com

Educational Suitability and Facility Condition Assessments - 2021

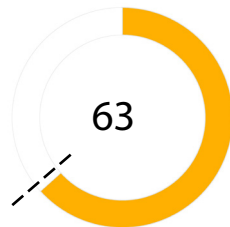
The ESA evaluates how well a facility supports teaching and learning using the district's Educational Specifications as the standard. It includes items such as the exterior, general building, security, controllability of lighting, furniture, academic and administrative spaces, and technology.

The FCA evaluates the physical condition of a facility to measure what systems are broken, aging, etc. This includes items such as roofing, heating and air conditioning, plumbing, electrical, site drainage, and parking.

Both assessments incorporate data, staff interviews, facility walk-throughs, cost-estimating, and analysis.

ESA Score:

--- District Elementary School's ESA Average: 64



General Building

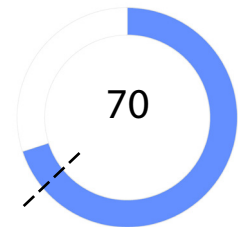
1 - Exterior	66
2 - Outdoor Learning and Activity	80
3 - General Building	51
4 - Security	49
5 - Environmental Quality	68
6 - Controllability of Systems	60
7 - Furniture, Fixtures, Equipment	69

Academics

8 - Academics & Learning	40
9 - Visual and Performing Arts	73
10 - PE and Wellness	80
11 - Food Service	70
12 - Media Resources	60
13 - Technology	70
14 - Administration Spaces	50






FCA Score:

--- District Elementary School's FCA Average: 62



Campus-wide

1 - Exterior Architecture	83
2 - Interior Architecture	87
3 - Structural	100
4 - Mechanical / HVAC	47
5 - Electrical	100
6 - Plumbing	96
7 - Site / Civil	13
8 - Crawlspace	100

 Very Unsatisfactory	0-35
 Unsatisfactory	36-50
 Average	51-65
 Satisfactory	66-80
 Very Satisfactory	81-100

Questions/Comments?
Email: Assessments@perkinswill.com