

# Anita Ferrales Coy Facility

02/11/2022



## Educational Suitability and Facility Condition Assessments - 2021



Building Address:  
4900 Gonzales St  
Austin, TX 78702

Building Square Footage: 82,000 SF  
Site Acreage: 19.3 Acres  
Date of First Construction: 1957

### Student Demographics:

Demographic	Percentage
African American	33.3%
Hispanic	50.0%
White	16.7%
American Indian	0.0%
Asian	0.0%
Pacific Islander	0.0%
Two or More Races	0.0%
Economically Disadvantaged	83.3%
English Language Learners	16.7%
Special Education	50.0%
Enrollment	6

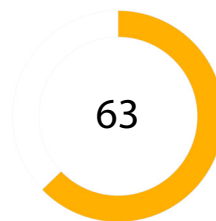
## Facility Summary

The Alternative Learning Center at the Anita Ferrales Coy Facility has a student enrollment that varies from 5 to 180 students in East Austin. It is known for providing a second chance to students. Students attend the school for a predetermined number of days when they have discipline issues at their school or in the community. Low student-to-teacher ratios foster specialized instruction and help improve student behavior. As a specialized facility, the school does not provide many of the programs common at other high schools in the district.

### Educational Suitability

#### Assessment Score:

--- District ESA Average for Specialty Campus: N/A

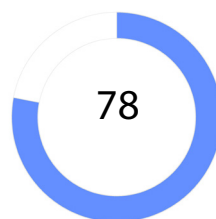


- Very Unsatisfactory 0-35
- Unsatisfactory 36-50
- Average 51-65
- Satisfactory 66-80
- Very Satisfactory 81-100

### Facility Condition

#### Assessment Score:

--- District FCA Average for Specialty Campus: N/A



Questions/Comments?  
Email: [Assessments@perkinswill.com](mailto:Assessments@perkinswill.com)

# Anita Ferrales Coy Facility

## Educational Suitability and Facility Condition Assessments - 2021

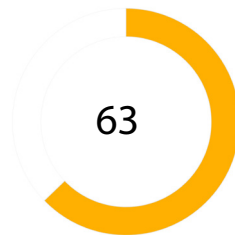
The ESA evaluates how well a facility supports teaching and learning using the district's Educational Specifications as the standard. It includes items such as the exterior, general building, security, controllability of lighting, furniture, academic and administrative spaces, and technology.

The FCA evaluates the physical condition of a facility to measure what systems are broken, aging, etc. This includes items such as roofing, heating and air conditioning, plumbing, electrical, site drainage, and parking.

Both assessments incorporate data, staff interviews, facility walk-throughs, cost-estimating, and analysis.

### ESA Score:

--- District ESA  
 Average for Specialty  
 Campus: N/A



#### General Building

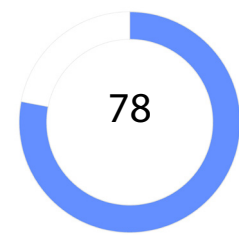
1 - Exterior	57
2 - Outdoor Learning and Activity	60
3 - General Building	47
4 - Security	45
5 - Environmental Quality	84
6 - Controllability of Systems	84
7 - Furniture, Fixtures, Equipment	91

#### Academics

8 - Academics & Learning	34
9 - CTE Career Connected Learning	N/A
10 - Visual and Performing Arts	N/A
11 - Athletics and Wellness	80
12 - Food Service	60
13 - Media Resources	60
14 - Technology	60
15 - Administration Spaces	55






### FCA Score:

--- District FCA  
 Average for Specialty  
 Campus: N/A



#### Campus-wide

1 - Exterior Architecture	76
2 - Interior Architecture	48
3 - Structural	100
4 - Mechanical / HVAC	73
5 - Electrical	95
6 - Plumbing	67
7 - Site / Civil	80
8 - Crawlspace	N/A

 Very Unsatisfactory	0-35
 Unsatisfactory	36-50
 Average	51-65
 Satisfactory	66-80
 Very Satisfactory	81-100

Questions/Comments?  
 Email: [Assessments@perkinswill.com](mailto:Assessments@perkinswill.com)