

Educational Suitability and Facility Condition Assessments - 2021



Building Address:
7525 La Crosse Ave
Austin, TX 78739

Building Square Footage: 102,300 SF
Site Acreage: 17 Acres
Date of First Construction: 2006

Student Demographics:

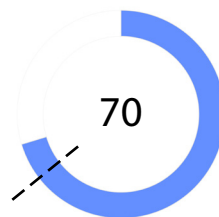
Demographic	Percentage
African American	0.6%
Hispanic	15.8%
White	59.9%
American Indian	0.3%
Asian	17.8%
Pacific Islander	0.3%
Two or More Races	5.4%
Economically Disadvantaged	8.7%
English Language Learners	4.6%
Special Education	12.4%
Enrollment	723

Facility Summary

Clayton Elementary School, serving an enrollment of approximately 720 students is in southwest Austin. It was built in 2006 and consists of approximately 103,300 square feet. Clayton focuses on the development of literacy, independent thinking, and problem solving as the essential building blocks to becoming responsible individuals. The overall condition of the school is good. The deficiencies that were found include a lack of maker space, specialized special education spaces.

Educational Suitability Assessment Score:

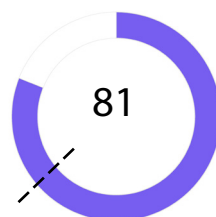
--- District Elementary School's ESA Average: 64



- Very Unsatisfactory 0-35
- Unsatisfactory 36-50
- Average 51-65
- Satisfactory 66-80
- Very Satisfactory 81-100

Facility Condition Assessment Score:

--- District Elementary School's FCA Average: 62



Questions/Comments?
Email: Assessments@perkinswill.com

Educational Suitability and Facility Condition Assessments - 2021

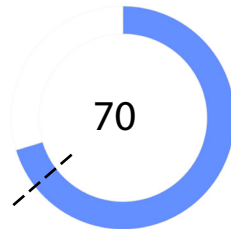
The ESA evaluates how well a facility supports teaching and learning using the district's Educational Specifications as the standard. It includes items such as the exterior, general building, security, controllability of lighting, furniture, academic and administrative spaces, and technology.

The FCA evaluates the physical condition of a facility to measure what systems are broken, aging, etc. This includes items such as roofing, heating and air conditioning, plumbing, electrical, site drainage, and parking.

Both assessments incorporate data, staff interviews, facility walk-throughs, cost-estimating, and analysis.

ESA Score:

--- District Elementary School's ESA Average: 64



General Building

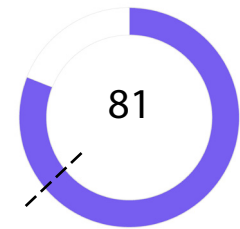
1 - Exterior	97
2 - Outdoor Learning and Activity	73
3 - General Building	60
4 - Security	63
5 - Environmental Quality	68
6 - Controllability of Systems	76
7 - Furniture, Fixtures, Equipment	56

Academics

8 - Academics & Learning	64
9 - Visual and Performing Arts	87
10 - PE and Wellness	80
11 - Food Service	70
12 - Media Resources	60
13 - Technology	55
14 - Administration Spaces	75






FCA Score:

--- District Elementary School's FCA Average: 62



Campus-wide

1 - Exterior Architecture	97
2 - Interior Architecture	68
3 - Structural	100
4 - Mechanical / HVAC	96
5 - Electrical	49
6 - Plumbing	100
7 - Site / Civil	96
8 - Crawlspace	N/A

	Very Unsatisfactory	0-35
	Unsatisfactory	36-50
	Average	51-65
	Satisfactory	66-80
	Very Satisfactory	81-100

Questions/Comments?
Email: Assessments@perkinswill.com