

## Educational Suitability and Facility Condition Assessments - 2021



Building Address:  
2710 Exposition Blvd  
Austin, TX 78703

Building Square Footage: 94,700 SF  
Site Acreage: 14 Acres  
Date of First Construction: 2022

### Student Demographics:

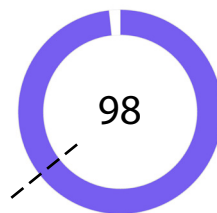
Demographic	Percentage
African American	1.1%
Hispanic	13.4%
White	76.7%
American Indian	0.0%
Asian	3.4%
Pacific Islander	0.0%
Two or More Races	5.5%
Economically Disadvantaged	9.5%
English Language Learners	1.8%
Special Education	9.0%
Enrollment	567

## Facility Summary

Casis Elementary School, serving an enrollment of approximately 570 students, is in central west Austin. It will finish construction in 2022 and consists of approximately 94,700 SF. The school is known for its outdoor learning opportunities associated with the Outdoor Learning Center, located within the Casis Garden, and Casis Forest, which hosts walking trails and outdoor classrooms. The school also provides a Spanish program, which ensures that all students are introduced to the Spanish language and Spanish-speaking cultures.

### Educational Suitability Assessment Score:

--- District Elementary School's ESA Average: 64



- Very Unsatisfactory 0-35
- Unsatisfactory 36-50
- Average 51-65
- Satisfactory 66-80
- Very Satisfactory 81-100

### Facility Condition Assessment Score:

--- District Elementary School's FCA Average: 62

N/A

Questions/Comments?  
Email: [Assessments@perkinswill.com](mailto:Assessments@perkinswill.com)

## Educational Suitability and Facility Condition Assessments - 2021

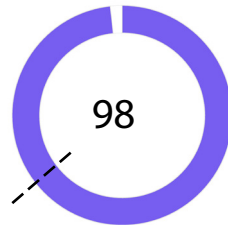
The ESA evaluates how well a facility supports teaching and learning using the district's Educational Specifications as the standard. It includes items such as the exterior, general building, security, controllability of lighting, furniture, academic and administrative spaces, and technology.

The FCA evaluates the physical condition of a facility to measure what systems are broken, aging, etc. This includes items such as roofing, heating and air conditioning, plumbing, electrical, site drainage, and parking.

Both assessments incorporate data, staff interviews, facility walk-throughs, cost-estimating, and analysis.

### ESA Score:

--- District Elementary School's ESA Average: 64



#### General Building

1 - Exterior	100
2 - Outdoor Learning and Activity	100
3 - General Building	96
4 - Security	100
5 - Environmental Quality	100
6 - Controllability of Systems	100
7 - Furniture, Fixtures, Equipment	100

#### Academics

8 - Academics & Learning	97
9 - Visual and Performing Arts	100
10 - PE and Wellness	90
11 - Food Service	100
12 - Media Resources	93
13 - Technology	100
14 - Administration Spaces	100






### FCA Score:

--- District Elementary School's FCA Average: 62

N/A

#### Campus-wide

1 - Exterior Architecture	N/A
2 - Interior Architecture	N/A
3 - Structural	N/A
4 - Mechanical / HVAC	N/A
5 - Electrical	N/A
6 - Plumbing	N/A
7 - Site / Civil	N/A
8 - Crawlspace	N/A

	Very Unsatisfactory	0-35
	Unsatisfactory	36-50
	Average	51-65
	Satisfactory	66-80
	Very Satisfactory	81-100

Questions/Comments?  
Email: [Assessments@perkinswill.com](mailto:Assessments@perkinswill.com)