

Educational Suitability and Facility Condition Assessments - 2021



Building Address:

9400 Texas Oaks Drive

Austin, TX 78748

Building Square Footage: 81,500 SF

Site Acreage: 18 Acres

Date of First Construction: 1999

Student Demographics:

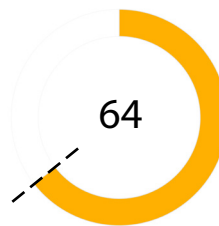
Demographic	Percentage
African American	6.2%
Hispanic	66.9%
White	19.2%
American Indian	0.0%
Asian	3.7%
Pacific Islander	0.4%
Two or More Races	3.5%
Economically Disadvantaged	59.5%
English Language Learners	20.5%
Special Education	15.9%
Enrollment	484

Facility Summary

Casey Elementary School, serving an enrollment of approximately 485 students in southeast Austin, is known for its academic rigor and focus on social-emotional learning. It was built in the 1990s and consists of approximately 81,500 SF. The site offers multiple community-friendly features, including an outdoor learning lab with a community garden, music garden, mindfulness path, and open walking trail. The school partners with TX Sprouts, a University of Texas research project, that provides third- through fifth-graders with hands-on gardening, nutrition instruction and cooking experience.

Educational Suitability Assessment Score:

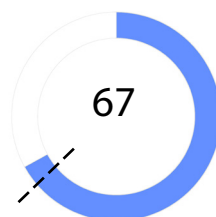
--- District Elementary School's ESA Average: 64



- Very Unsatisfactory 0-35
- Unsatisfactory 36-50
- Average 51-65
- Satisfactory 66-80
- Very Satisfactory 81-100

Facility Condition Assessment Score:

--- District Elementary School's FCA Average: 62



Questions/Comments?
Email: Assessments@perkinswill.com

Educational Suitability and Facility Condition Assessments - 2021

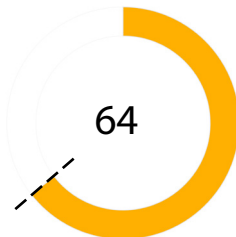
The ESA evaluates how well a facility supports teaching and learning using the district's Educational Specifications as the standard. It includes items such as the exterior, general building, security, controllability of lighting, furniture, academic and administrative spaces, and technology.

The FCA evaluates the physical condition of a facility to measure what systems are broken, aging, etc. This includes items such as roofing, heating and air conditioning, plumbing, electrical, site drainage, and parking.

Both assessments incorporate data, staff interviews, facility walk-throughs, cost-estimating, and analysis.

ESA Score:

--- District Elementary School's ESA Average: 64



General Building

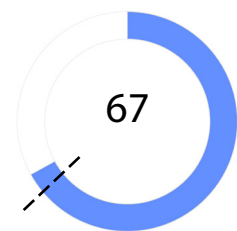
- 1 - Exterior 91
- 2 - Outdoor Learning and Activity 87
- 3 - General Building 67
- 4 - Security 49
- 5 - Environmental Quality 76
- 6 - Controllability of Systems 52
- 7 - Furniture, Fixtures, Equipment 49

Academics

- 8 - Academics & Learning 44
- 9 - Visual and Performing Arts 53
- 10 - PE and Wellness 80
- 11 - Food Service 70
- 12 - Media Resources 73
- 13 - Technology 65
- 14 - Administration Spaces 45

FCA Score:

--- District Elementary School's FCA Average: 62



Campus-wide

- 1 - Exterior Architecture 86
- 2 - Interior Architecture 69
- 3 - Structural 100
- 4 - Mechanical / HVAC 74
- 5 - Electrical 32
- 6 - Plumbing 76
- 7 - Site / Civil 48
- 8 - Crawlspace N/A

- Very Unsatisfactory 0-35
- Unsatisfactory 36-50
- Average 51-65
- Satisfactory 66-80
- Very Satisfactory 81-100

Questions/Comments?
Email: Assessments@perkinswill.com