

Educational Suitability and Facility Condition Assessments - 2021



Building Address:
2613 Rogers Ave
Austin, TX 78722

Building Square Footage: 61,800 SF
Site Acreage: 10 Acres
Date of First Construction: 1992

Student Demographics:

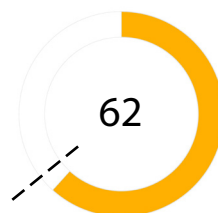
Demographic	Percentage
African American	39.6%
Hispanic	33.3%
White	16.4%
American Indian	0.0%
Asian	2.5%
Pacific Islander	0.0%
Two or More Races	8.2%
Economically Disadvantaged	74.2%
English Language Learners	8.8%
Special Education	13.8%
Enrollment	159

Facility Summary

Campbell Elementary School is in east Austin and serves an enrollment of approximately 160 students. It was built in 1992 and consists of approximately 61,000 square feet. The school is known for being a media and performing arts school. The campus has formed partnerships with neighboring organizations and the community so students can learn filmmaking, digital media and dance. The campus is in good condition. The layout of typical learning neighborhoods is not in alignment with the current AISD educational specifications and lacks collaboration and breakout spaces for the studios.

Educational Suitability Assessment Score:

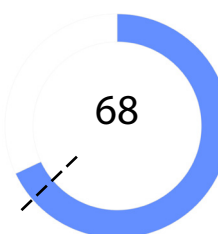
--- District Elementary School's ESA Average: 64



- Very Unsatisfactory 0-35
- Unsatisfactory 36-50
- Average 51-65
- Satisfactory 66-80
- Very Satisfactory 81-100

Facility Condition Assessment Score:

--- District Elementary School's FCA Average: 62



Questions/Comments?
Email: Assessments@perkinswill.com

Educational Suitability and Facility Condition Assessments - 2021

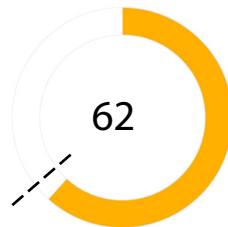
The ESA evaluates how well a facility supports teaching and learning using the district's Educational Specifications as the standard. It includes items such as the exterior, general building, security, controllability of lighting, furniture, academic and administrative spaces, and technology.

The FCA evaluates the physical condition of a facility to measure what systems are broken, aging, etc. This includes items such as roofing, heating and air conditioning, plumbing, electrical, site drainage, and parking.

Both assessments incorporate data, staff interviews, facility walk-throughs, cost-estimating, and analysis.

ESA Score:

--- District Elementary School's ESA Average: 64



General Building

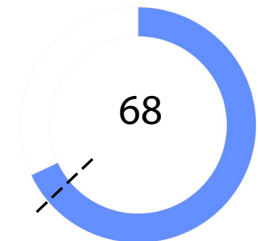
1 - Exterior	66
2 - Outdoor Learning and Activity	73
3 - General Building	60
4 - Security	57
5 - Environmental Quality	72
6 - Controllability of Systems	60
7 - Furniture, Fixtures, Equipment	60

Academics

8 - Academics & Learning	43
9 - Visual and Performing Arts	73
10 - PE and Wellness	70
11 - Food Service	80
12 - Media Resources	70
13 - Technology	45
14 - Administration Spaces	35






FCA Score:

--- District Elementary School's FCA Average: 62



Campus-wide

1 - Exterior Architecture	97
2 - Interior Architecture	48
3 - Structural	100
4 - Mechanical / HVAC	49
5 - Electrical	74
6 - Plumbing	86
7 - Site / Civil	0
8 - Crawlspace	100

	Very Unsatisfactory	0-35
	Unsatisfactory	36-50
	Average	51-65
	Satisfactory	66-80
	Very Satisfactory	81-100

Questions/Comments?
Email: Assessments@perkinswill.com