

Educational Suitability and Facility Condition Assessments - 2021



Building Address:
8401 Hathaway Drive
Austin, TX 78757

Building Square Footage: 138,200 SF
Site Acreage: 23 Acres
Date of First Construction: 1961

Student Demographics:

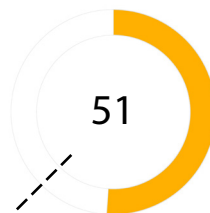
Demographic	Percentage
African American	7.8%
Hispanics	88.2%
White	2.3%
American Indian	0.1%
Asian	1.0%
Pacific Islander	0.0%
Two or More Races	0.6%
Economically Disadvantaged	96.1%
English Language Learners	69.4%
Special Education	20.7%
Enrollment	932

Facility Summary

Burnet Middle School, serving a student enrollment of approximately 950 students in north central Austin, has a focus on dual language, STEAM, and agricultural studies. A large, covered walkway around four mature elm trees at the front of the building creates a welcoming entry. The building configuration with three parallel studio wings connected by a main hallway gives ample daylight in the learning spaces; however, these spaces do not meet modern educational standards. The campus amenities are numerous and in good condition. The spacious Learning Garden is well equipped and well maintained, providing an excellent space for environmental education.

Educational Suitability Assessment Score:

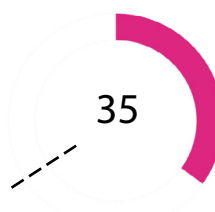
--- District Middle School's ESA Average: 62



- Very Unsatisfactory 0-35
- Unsatisfactory 36-50
- Average 51-65
- Satisfactory 66-80
- Very Satisfactory 81-100

Facility Condition Assessment Score:

--- District Middle School's FCA Average: 66



Questions/Comments?
Email: Assessments@perkinswill.com

Educational Suitability and Facility Condition Assessments - 2021

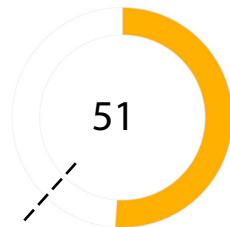
The ESA evaluates how well a facility supports teaching and learning using the district's Educational Specifications as the standard. It includes items such as the exterior, general building, security, controllability of lighting, furniture, academic and administrative spaces, and technology.

The FCA evaluates the physical condition of a facility to measure what systems are broken, aging, etc. This includes items such as roofing, heating and air conditioning, plumbing, electrical, site drainage, and parking.

Both assessments incorporate data, staff interviews, facility walk-throughs, cost-estimating, and analysis.

ESA Score:

--- District Middle School's ESA Average: 62



General Building

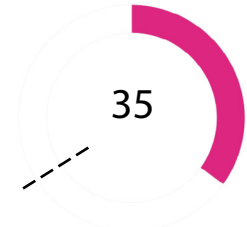
1 - Exterior	69
2 - Outdoor Learning and Activity	70
3 - General Building	47
4 - Security	42
5 - Environmental Quality	44
6 - Controllability of Systems	36
7 - Furniture, Fixtures, Equipment	60

Academics

8 - Academics & Learning	37
9 - CTE Career Connected Learning	89
10 - Visual and Performing Arts	54
11 - Athletics and Wellness	36
12 - Food Service	40
13 - Media Resources	53
14 - Technology	40
15 - Administration Spaces	50






FCA Score:

--- District Middle School's FCA Average: 66



Campus-wide

1 - Exterior Architecture	59
2 - Interior Architecture	80
3 - Structural	100
4 - Mechanical / HVAC	7
5 - Electrical	71
6 - Plumbing	31
7 - Site / Civil	0
8 - Crawlspace	100

	Very Unsatisfactory	0-35
	Unsatisfactory	36-50
	Average	51-65
	Satisfactory	66-80
	Very Satisfactory	81-100

Questions/Comments?
Email: Assessments@perkinswill.com