

Educational Suitability and Facility Condition Assessments - 2021



Building Address:
8601/8801 Vertex Blvd
Austin, TX 78744

Building Square Footage: 131,700 SF
Site Acreage: 15 Acres
Date of First Construction: 2007

Student Demographics:

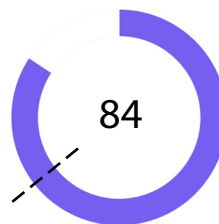
Demographic	Percentage
African American	6.3%
Hispanic	75.5%
White	11.3%
American Indian	0.0%
Asian	2.7%
Pacific Islander	0.2%
Two or More Races	4.1%
Economically Disadvantaged	63.9%
English Language Learners	30.6%
Special Education	16.1%
Enrollment	1054

Facility Summary

Blazier Elementary School, serving an enrollment of approximately 1,055 students, is in southeast Austin. The campus consists of two buildings: a primary school and an intermediate school. The original school opened in 2007 and a second building opened in 2020 as part of the 2017 bond program. The intermediate school was added to relieve overcrowding at the original campus and provide the first phase of a strategic plan to grow the school into a pre-K through eighth grade campus. The original school, now the primary building, supports kindergarten through third grades, and the new facility, known as the intermediate school, supports fourth through sixth grades.

Educational Suitability Assessment Score:

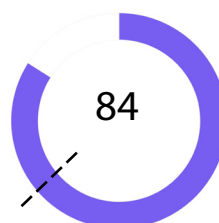
--- District Elementary School's ESA Average: 64



- Very Unsatisfactory 0-35
- Unsatisfactory 36-50
- Average 51-65
- Satisfactory 66-80
- Very Satisfactory 81-100

Facility Condition Assessment Score:

--- District Elementary School's FCA Average: 62



Questions/Comments?
Email: Assessments@perkinswill.com

Educational Suitability and Facility Condition Assessments - 2021

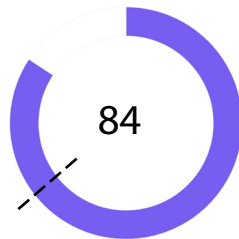
The ESA evaluates how well a facility supports teaching and learning using the district's Educational Specifications as the standard. It includes items such as the exterior, general building, security, controllability of lighting, furniture, academic and administrative spaces, and technology.

The FCA evaluates the physical condition of a facility to measure what systems are broken, aging, etc. This includes items such as roofing, heating and air conditioning, plumbing, electrical, site drainage, and parking.

Both assessments incorporate data, staff interviews, facility walk-throughs, cost-estimating, and analysis.

ESA Score:

--- District Elementary School's ESA Average: 64



General Building

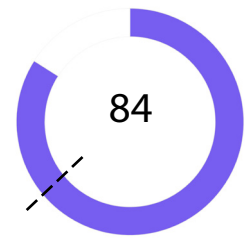
1 - Exterior	100
2 - Outdoor Learning and Activity	87
3 - General Building	82
4 - Security	82
5 - Environmental Quality	88
6 - Controllability of Systems	76
7 - Furniture, Fixtures, Equipment	75

Academics

8 - Academics & Learning	67
9 - Visual and Performing Arts	100
10 - PE and Wellness	90
11 - Food Service	90
12 - Media Resources	93
13 - Technology	65
14 - Administration Spaces	85






FCA Score:

--- District Elementary School's FCA Average: 62



Campus-wide

1 - Exterior Architecture	100
2 - Interior Architecture	85
3 - Structural	100
4 - Mechanical / HVAC	78
5 - Electrical	98
6 - Plumbing	77
7 - Site / Civil	100
8 - Crawlspace	N/A

	Very Unsatisfactory	0-35
	Unsatisfactory	36-50
	Average	51-65
	Satisfactory	66-80
	Very Satisfactory	81-100

Questions/Comments?
Email: Assessments@perkinswill.com