

## Educational Suitability and Facility Condition Assessments - 2021



Building Address:  
2206 Panther Ln  
Austin, TX 78704

Building Square Footage: 184,000 SF  
Site Acreage: 15 Acres  
Date of First Construction: 2020

### Student Demographics:

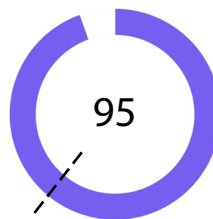
Demographic	Percentage
African American	3.2%
Hispanic	59.0%
White	30.1%
American Indian	0.2%
Asian	4.0%
Pacific Islander	0.0%
Two or More Races	3.5%
Economically Disadvantaged	42.4%
English Language Learners	10.3%
Special Education	2.3%
Enrollment	883

### Facility Summary

Ann Richards School, serving an enrollment of approximately 880 students in south Austin, is an all-girls school for sixth through 12th grades. Named after the 45th governor of Texas, the school embodies Ann Richard’s lifelong dedication to the advancement of women to pursue their highest potential in career and community. The school opened in 2007, and in January 2021, the school moved into its new home built next to the old school, which will be demolished in the coming year.

### Educational Suitability Assessment Score:

--- District High  
School’s ESA Average: 61



- Very Unsatisfactory 0-35
- Unsatisfactory 36-50
- Average 51-65
- Satisfactory 66-80
- Very Satisfactory 81-100

### Facility Condition Assessment Score:

--- District High  
School’s FCA Average: 69

N/A

Questions/Comments?  
Email: [Assessments@perkinswill.com](mailto:Assessments@perkinswill.com)

## Educational Suitability and Facility Condition Assessments - 2021

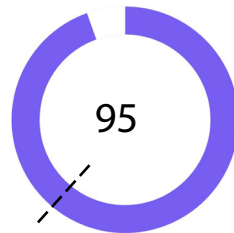
The ESA evaluates how well a facility supports teaching and learning using the district's Educational Specifications as the standard. It includes items such as the exterior, general building, security, controllability of lighting, furniture, academic and administrative spaces, and technology.

The FCA evaluates the physical condition of a facility to measure what systems are broken, aging, etc. This includes items such as roofing, heating and air conditioning, plumbing, electrical, site drainage, and parking.

Both assessments incorporate data, staff interviews, facility walk-throughs, cost-estimating, and analysis.

### ESA Score:

--- District High School's ESA Average: 61



#### General Building

1 - Exterior	94
2 - Outdoor Learning and Activity	100
3 - General Building	100
4 - Security	100
5 - Environmental Quality	100
6 - Controllability of Systems	92
7 - Furniture, Fixtures, Equipment	100

#### Academics

8 - Academics & Learning	92
9 - CTE Career Connected Learning	100
10 - Visual and Performing Arts	89
11 - Athletics and Wellness	60
12 - Food Service	100
13 - Media Resources	97
14 - Technology	100
15 - Administration Spaces	95






### FCA Score:

--- District High School's FCA Average: 69

N/A

#### Campus-wide

1 - Exterior Architecture	N/A
2 - Interior Architecture	N/A
3 - Structural	N/A
4 - Mechanical / HVAC	N/A
5 - Electrical	N/A
6 - Plumbing	N/A
7 - Site / Civil	N/A
8 - Crawlspace	N/A

	Very Unsatisfactory	0-35
	Unsatisfactory	36-50
	Average	51-65
	Satisfactory	66-80
	Very Satisfactory	81-100

Questions/Comments?  
Email: [Assessments@perkinswill.com](mailto:Assessments@perkinswill.com)