

## Educational Suitability and Facility Condition Assessments - 2021



Building Address:

515 Vargas Road  
Austin, TX 78741

Building Square Footage: 61,400 SF

Site Acreage: 11 Acres

Date of First Construction: 1955

### Student Demographics:

Demographic	Percentage
African American	2.2%
Hispanic	95.6%
White	1.0%
American Indian	0.0%
Asian	1.2%
Pacific Islander	0.0%
Two or More Races	0.0%
Economically Disadvantaged	92.9%
English Language Learners	47.9%
Special Education	19.6%
Enrollment	409

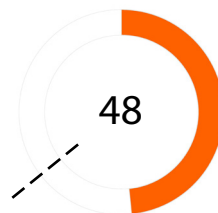
### Facility Summary

Allison Elementary School, serving an enrollment of approximately 400 students in southeast Austin, is known for its diverse curriculum and robust dual-language program. The campus is part of the Eastside Memorial family of schools, which offers "STEAM" programs at every grade level. Originally built in 1955, the campus does not meet many of the current AISD Educational Specifications. Recent modernizations to the campus targeted HVAC, technology, security, civil and structural improvements, while leaving the underlying campus layout intact. The main building plan was very efficiently designed with no space for growth. Many programs including studios and special education programs are currently housed in portables.

### Educational Suitability

#### Assessment Score:

--- District Elementary School's ESA Average: 64

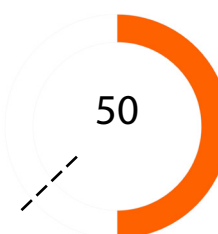


- Very Unsatisfactory 0-35
- Unsatisfactory 36-50
- Average 51-65
- Satisfactory 66-80
- Very Satisfactory 81-100

### Facility Condition

#### Assessment Score:

--- District Elementary School's FCA Average: 62



Questions/Comments?  
Email: [Assessments@perkinswill.com](mailto:Assessments@perkinswill.com)

## Educational Suitability and Facility Condition Assessments - 2021

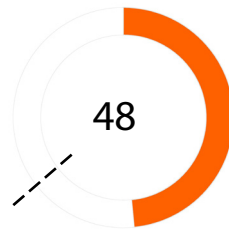
The ESA evaluates how well a facility supports teaching and learning using the district's Educational Specifications as the standard. It includes items such as the exterior, general building, security, controllability of lighting, furniture, academic and administrative spaces, and technology.

The FCA evaluates the physical condition of a facility to measure what systems are broken, aging, etc. This includes items such as roofing, heating and air conditioning, plumbing, electrical, site drainage, and parking.

Both assessments incorporate data, staff interviews, facility walk-throughs, cost-estimating, and analysis.

### ESA Score:

--- District Elementary School's ESA Average: 64



#### General Building

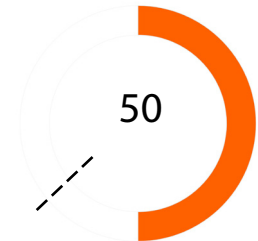
1 - Exterior	29
2 - Outdoor Learning and Activity	87
3 - General Building	49
4 - Security	51
5 - Environmental Quality	52
6 - Controllability of Systems	36
7 - Furniture, Fixtures, Equipment	45

#### Academics

8 - Academics & Learning	31
9 - Visual and Performing Arts	47
10 - PE and Wellness	50
11 - Food Service	50
12 - Media Resources	57
13 - Technology	60
14 - Administration Spaces	35






### FCA Score:

--- District Elementary School's FCA Average: 62



#### Campus-wide

1 - Exterior Architecture	63
2 - Interior Architecture	56
3 - Structural	100
4 - Mechanical / HVAC	39
5 - Electrical	52
6 - Plumbing	56
7 - Site / Civil	6
8 - Crawlspace	100

	Very Unsatisfactory	0-35
	Unsatisfactory	36-50
	Average	51-65
	Satisfactory	66-80
	Very Satisfactory	81-100

Questions/Comments?  
Email: [Assessments@perkinswill.com](mailto:Assessments@perkinswill.com)