













# Vertical Team: Lanier High School



## Vertical Team Overview

	Condition	Project Type	Timeframe	Comments
High School				
Lanier (Including GPA)	FCA: Average ESA: Average	 	12 - 25 Years	Comments received not directly applicable to FMP project recommendations. No adjustment recommended, project as written is objective and data-driven.
Middle School(s)				
Burnet	FCA: Average ESA: Average		12 - 25 Years	Comments received not directly applicable to FMP project recommendations. No adjustment recommended, project as written is objective and data-driven.
Elementary School(s)				
Cook	FCA: Poor ESA: Average		1 - 12 Years	Comments received not directly applicable to FMP project recommendations. Timeframe adjusted to Years 1 - 12 based on condition, but contingent on budget.
Guerrero Thompson	FCA: Excellent ESA: Excellent		17 - 25 Years	Comments received not directly applicable to FMP project recommendations. No adjustment recommended, project as written is objective and data-driven.
McBee	FCA: Average ESA: Good	 	12 - 25 Years	Comments received not directly applicable to FMP project recommendations. No adjustment recommended, project as written is objective and data-driven.
Padron	FCA: Excellent ESA: Excellent		17 - 25 Years	Comments received not directly applicable to FMP project recommendations. No adjustment recommended, project as written is objective and data-driven.
Read Pre K	FCA: Very Poor ESA: Average	 	6 - 12 Years	AISD will conduct a strategic analysis for future locations of early childhood centers. Advance repurposing of Read with use to be determined.
Wooldridge	FCA: Average ESA: Unsatisfact.		6 - 12 Years	Comments received not directly applicable to FMP project recommendations. Planned capacity remains 655 to align with new projections. Project as written is objective and data-driven.
Wooten	FCA: Poor ESA: Unsatisfact.		1 - 6 Years	Recommend boundary adjustment with Pillow. Recommend AISD review projections and adjust capacity accordingly.

# AISD's Facility Master Plan

## Reinventing the Urban School Experience

### What is the Facility Master Plan?

It's a plan designed to lay out the district's vision to provide students with appropriate "modernized" facilities that support academic programs.

This long-term plan will inform the timing and content of future bond packages. Depending on the condition of the facility, projects will be prioritized by greatest need. Following the approval of the FMP, the most critical needs will be further evaluated and prioritized for a November bond.

### What is Modernization?

Modernization means bringing an existing building up to like new condition and will include state-of-the-art technology, flexible learning spaces, and dedicated community space in all schools. This may involve major renovation work or the full replacement of a building.

### What are Planning Strategies?

The Planning Strategies are a series of objectives, developed by the FABPAC, that guide the development of the FMP recommendations in a consistent manner, and to put AISD's Facility Master Plan Guiding Principles into action. The Planning Strategies will ensure that the FMP recommendations are realistic, match AISD values, and do not significantly impact district operations while implemented.

### The FABPAC FMP Planning Strategies:

1. Focus on facilities with the highest need(s) based on objective data.
2. Implement a long-term modernization approach:
  - a. Flexible learning spaces in all schools;
  - b. State-of-the-art technology in all schools;
  - c. Wrap-around services to support the community, such as after-school programming, mentoring, adult education, or health care, should be incorporated into schools strategically distributed throughout the district
3. Balance needs of Planning Clusters (regions) and the desire to minimize operating and capital costs district-wide.
4. Distribute projects across the district using objective data.
5. Incorporate logistical considerations.

### My school's modernization plan:

Over the implementation period of the FMP, each school will receive improvements based on the condition of the facility, educational suitability, and capacity needs.



Construction



Full Modernization



Renovation



Replacement



Repurpose



Targeted Projects





# Lanier High School

with GPA Lanier

Vertical Team: Lanier

Planning Cluster: 25



Recommendation: Full Modernization Planned Capacity: 2,000

Lanier High School, including Lanier GPA, will be transformed into a fully modernized school serving the requirements of 21st-Century learning. A design will be developed, with community input and consideration of the long-term academic goals of the District, that will use some combination of new construction and potential re-use of the existing structure. The school will incorporate state-of-the-art technology, flexible learning spaces conducive to the learning models of the future, and community spaces tailored to ensure that the school continues to serve as a center for its community members. All building systems and features will reflect the latest in design advances, fully addressing accessibility, sustainable (or “green”) construction, and the provision of a healthy, safe, and secure environment for students, teachers, and staff.

The school’s capacity will be increased to 2,000 through an addition and/or a reconfiguration of the existing school in order to minimize potential overcrowding and provide optimal learning environments for students. Lanier High School will receive an earlier targeted renewal project in Years 1 - 6 in order to provide new and upgraded spaces, features, and equipment tailored to support the specific needs of its Academic Reinvention Project, a new P-Tech Early College High Schools program. The P-Tech program is designed to motivate and enable more students to earn a college degree and successfully transition into the workplace with the preparation and skills needed by employers.

Primary FABPAC Planning Strategy Used for Project Recommendation: 2

Implement a long-term modernization approach

## Facility Condition Assessment (FCA)

School FCA Score	District Average
67	55

## Educational Suitability Assessment (ESA)

School ESA Score	District Average
62	61

## School Year 15/16 Overview

Live-In Population	-	Transfer Out	+	Transfer In	=	Enrollment
2228		627		103		1836

Enrollment	:	Capacity		113%	of Permanent Capacity
1836		1627			

Under-enrolled  
<75%

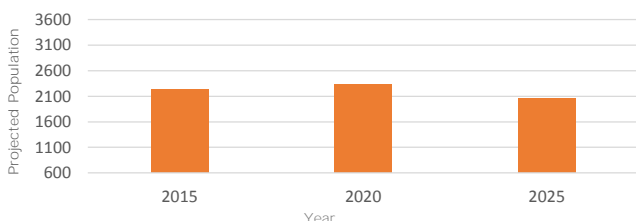
District Target  
75% - 115%

Overcrowded 1  
115% - 125%

Overcrowded 2  
125% - 150%

Overcrowded 3  
>150%

## Student Live In Population Projections



## Driver and Preliminary Timeframe

Average FCA

12 - 25 Years

## Related Projects

The project dependency will be determined during implementation and swing space planning.



# Burnet Middle School

Vertical Team: Lanier  
Planning Cluster: 21



Recommendation: Renovation Planned Capacity: 1,039

A new design for Burnet Middle School will be developed, with community input and consideration of the long-term academic goals of the District, for the interior reconfiguration and selective replacement and renewal of key building systems, to restore the facility to “like new” condition. The facility will be transformed into a modernized school serving the requirements of 21st-Century learning, and will incorporate state-of-the-art technology, flexible learning spaces conducive to the learning models of the future, and community spaces tailored to ensure that the school continues to serve as a center for its community members. All building systems and features will reflect the latest in design advances, fully addressing accessibility, sustainable (or “green”) construction, and the provision of a healthy, safe, and secure environment for students, teachers, and staff.

Primary FABPAC Planning Strategy Used for Project Recommendation: 2

Implement a long-term modernization approach

## Facility Condition Assessment (FCA)

School FCA Score	District Average
67	55

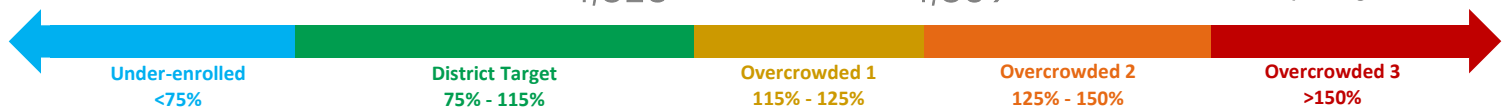
## Educational Suitability Assessment (ESA)

School ESA Score	District Average
57	61

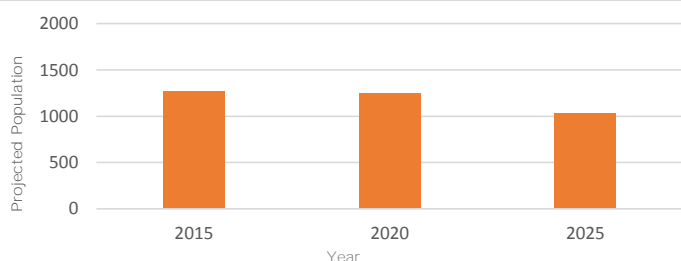
## School Year 15/16 Overview

Live-In Population	-	Transfer Out	+	Transfer In	=	Enrollment
1,265		269		30		1,026

Enrollment	:	Capacity	99%	of Permanent Capacity
1,026		1,039		



## Student Live In Population Projections



## Driver and Preliminary Timeframe

Average FCA  
12 - 25 Years

## Related Projects

The project dependency will be determined during implementation and swing space planning.



# Cook Elementary School

Vertical Team: Lanier  
Planning Cluster: 18



Recommendation: Full Modernization Planned Capacity: 542

Cook Elementary School will be transformed into a fully modernized school serving the requirements of 21st-Century learning. A design will be developed, with community input and consideration of the long-term academic goals of the District, that will use some combination of new construction and potential re-use of the existing structure. The school will incorporate state-of-the-art technology, flexible learning spaces conducive to the learning models of the future, and community spaces tailored to ensure that the school continues to serve as a center for its community members. All building systems and features will reflect the latest in design advances, fully addressing accessibility, sustainable (or "green") construction, and the provision of a healthy, safe, and secure environment for students, teachers, and staff.

Cook Elementary will receive pre-k students from Read Pre-K Center. These students live within the Cook boundary and were originally sent to Read to help relieve overcrowding. Future FMP projects at Cook will provide the opportunity to include modernized space for all students at their home schools.

*To ensure that facilities with the most critical needs within a Vertical Team are prioritized, schools with FCA scores less than 40 have been identified for Years 1 - 12. After those facilities with more critical needs such as Very Poor FCA or overcrowding are addressed, Cook ES will be one of the next campuses to be prioritized if budget allows in Years 1 - 6.*

Primary FABPAC Planning Strategy Used for Project Recommendation: 3

Balance needs of Planning Clusters (regions) and the desire to minimize operating and capital costs district-wide

## Facility Condition Assessment (FCA)

School FCA Score	District Average
39	55

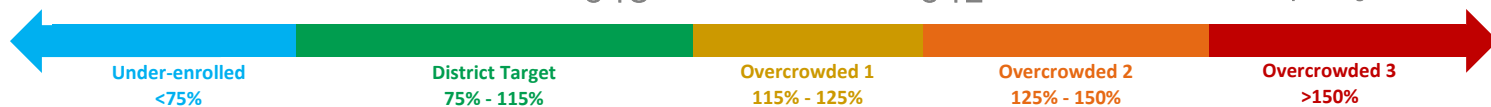
## Educational Suitability Assessment (ESA)

School ESA Score	District Average
56	61

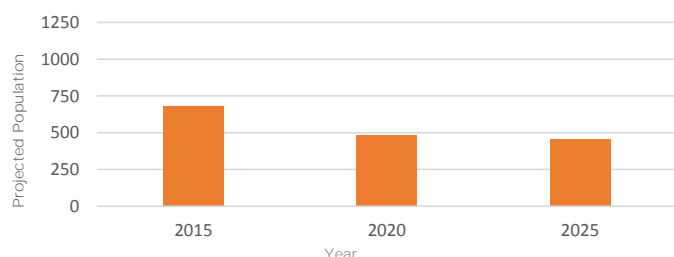
## School Year 15/16 Overview

Live-In Population	-	Transfer Out	+	Transfer In	=	Enrollment
680		74		26		548

Enrollment	:	Capacity	101%	of Permanent Capacity
548		542		



## Student Live In Population Projections




## Driver and Preliminary Timeframe

Poor FCA & Receive Read Pre-K  
1 - 12 Years

## Related Projects

Read Pre-K Center, McBee Elementary, Wooldridge Elementary, Doss Elementary



# Guerrero Thompson Elementary School

Vertical Team: Lanier  
Planning Cluster: 18



Recommendation:

Systems Upgrade

Planned Capacity:

748

Guerrero Thompson Elementary is one of AISD’s newest school facilities having been built in the last ten years. The campus is currently in excellent condition and has a good educational suitability score and overall, the campus will not require a comprehensive project during the timeframe of this FMP. However, the campus will need targeted projects to upgrade key building systems to help it remain in good working condition as well as renewal projects to address a variety of educational suitability needs. The renewal projects will provide updates to the school facility to incorporate state-of-the-art technology, flexible learning spaces conducive to the learning models of the future, and community spaces tailored to ensure that the school continues to serve as a center for its community members.

Primary FABPAC Planning Strategy Used for Project Recommendation:

1

Focus on facilities with the highest need(s) based on objective data

Facility Condition Assessment (FCA)	
School FCA Score	District Average
90	55

Educational Suitability Assessment (ESA)	
School ESA Score	District Average
86	61

## School Year 15/16 Overview

Live-In Population

662

-

Transfer Out

47

+

Transfer In

61

=

Enrollment

676

Enrollment

676

:

Capacity

748

90%

of Permanent Capacity

Under-enrolled

<75%

District Target

75% - 115%

Overcrowded 1

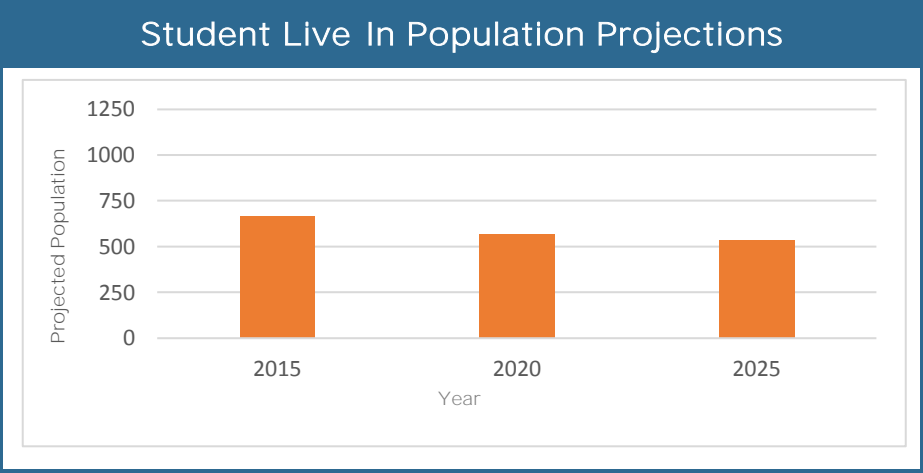
115% - 125%

Overcrowded 2

125% - 150%

Overcrowded 3

>150%



Driver and Preliminary Timeframe

Excellent FCA

17 - 25 Years

Related Projects

The project dependency will be determined during implementation and swing space planning.





# McBee Elementary School

Vertical Team: Lanier  
Planning Cluster: 18



Recommendation:

Renovation

Planned Capacity:

580

A new design for McBee Elementary will be developed, with community input and consideration of the long-term academic goals of the District, for the interior reconfiguration and selective replacement and renewal of key building systems, to restore the facility to “like new” condition. The facility will be transformed into a modernized school serving the requirements of 21st-Century learning, and will incorporate state-of-the-art technology, flexible learning spaces conducive to the learning models of the future, and community spaces tailored to ensure that the school continues to serve as a center for its community members. All building systems and features will reflect the latest in design advances, fully addressing accessibility, sustainable (or “green”) construction, and the provision of a healthy, safe, and secure environment for students, teachers, and staff.

McBee Elementary School will receive an earlier targeted renewal project in Years 6 - 12 in order to accommodate pre-k students returning from Read Pre-K Center. The renewal project will ensure learning spaces are appropriate for pre-k students.

Primary FABPAC Planning Strategy Used for Project Recommendation:

3

Balance needs of Planning Clusters (regions) and the desire to minimize operating and capital costs district-wide

Facility Condition Assessment (FCA)

School FCA Score

District Average

52

55

Educational Suitability Assessment (ESA)

School ESA Score

District Average

80

61

School Year 15/16 Overview

Live-In Population

619

-

Transfer Out

76

+

Transfer In

27

=

Enrollment

491

Enrollment

491

:

Capacity

580

85%

of Permanent Capacity

Under-enrolled

<75%

District Target

75% - 115%

Overcrowded 1

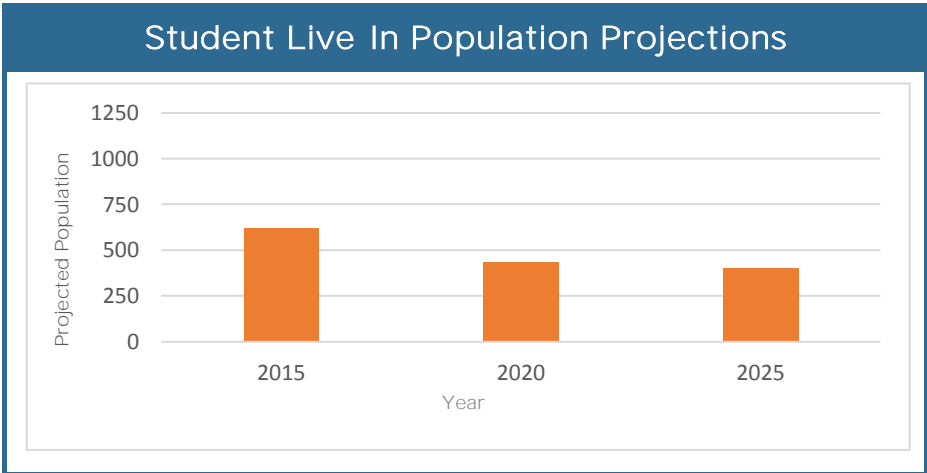
115% - 125%

Overcrowded 2

125% - 150%

Overcrowded 3

>150%




Driver and Preliminary Timeframe

Average FCA

12 - 25 Years

Related Projects

Read Pre-K Center, Woolridge, Cook, Doss



Padron Elementary School

Vertical Team: Lanier  
Planning Cluster: 18



Recommendation:

Systems Upgrade

Planned Capacity:

880

Padron Elementary is one of AISD’s newest school facilities having been built in the last ten years. The campus is currently in excellent condition and has an excellent educational suitability score and overall, the campus will not require a comprehensive project during the timeframe of this FMP. However, the campus will need targeted projects to upgrade key building systems to help it remain in good working condition as well as renewal projects to address a variety of educational suitability needs. The renewal projects will provide updates to the school facility to incorporate state-of-the-art technology, flexible learning spaces conducive to the learning models of the future, and community spaces tailored to ensure that the school continues to serve as a center for its community members.

Primary FABPAC Planning Strategy Used for Project Recommendation:

1

Focus on facilities with the highest need(s) based on objective data

Facility Condition Assessment (FCA)	
School FCA Score	District Average
97	55

Educational Suitability Assessment (ESA)	
School ESA Score	District Average
95	61

School Year 15/16 Overview

Live-In Population

736

-

Transfer Out

58

+

Transfer In

94

=

Enrollment

772

Enrollment

772

:

Capacity

880

88%

of Permanent Capacity

Under-enrolled

<75%

District Target

75% - 115%

Overcrowded 1

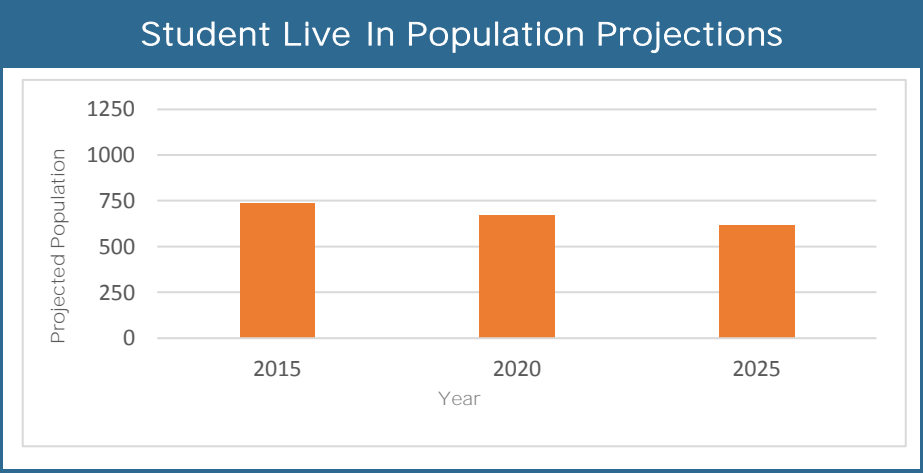
115% - 125%

Overcrowded 2

125% - 150%

Overcrowded 3

>150%



Driver and Preliminary Timeframe

Excellent FCA

17 - 25 Years

Related Projects

The project dependency will be determined during implementation and swing space planning.





Read Pre-K School

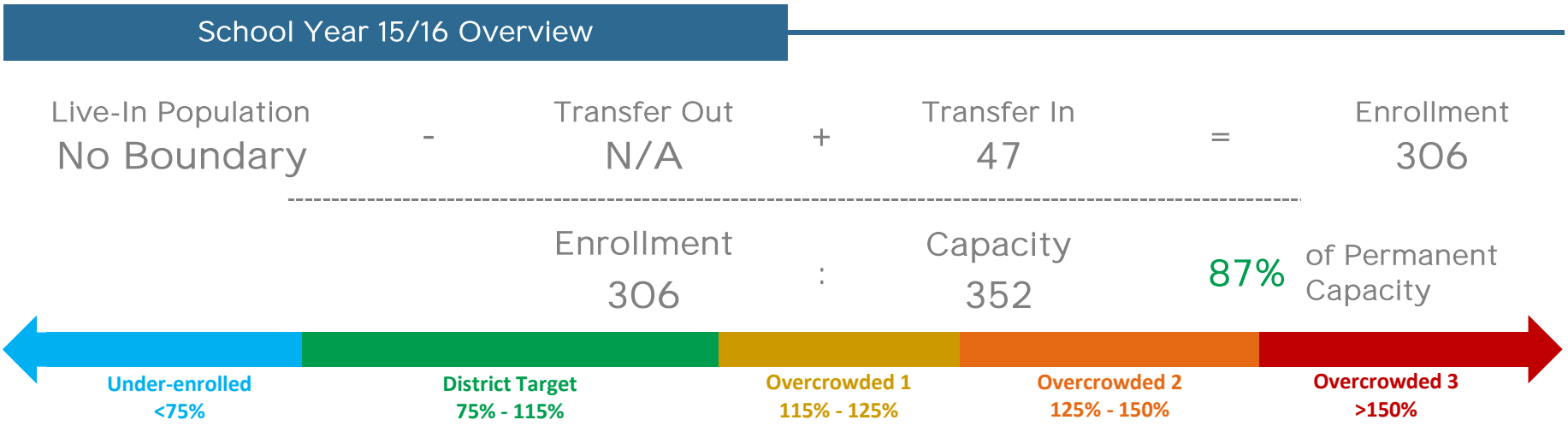
Vertical Team: Lanier  
Planning Cluster: 15



Recommendation:	Repurpose	Planned Capacity:	TBD
<p>Read Pre-K Center serves Pre-K students who live in the Cook, McBee, Wooldridge, and Doss attendance boundaries. These students were originally sent to Read to help relieve overcrowding. Future FMP projects at all of these sites will provide the opportunity to include modernized space for Pre-K students at their home schools. Depending on project timing, the Read building may need targeted project work to help stabilize building systems until the modernization projects at their home schools are completed. These four schools will be transformed into fully modernized schools serving the requirements of 21st-Century learning. A design will be developed, with community input and consideration of the long-term academic goals of the District that will renew and reconfigure the existing buildings. The schools will incorporate state-of-the art technology, flexible learning spaces conducive to the learning models of the future, and community spaces tailored to ensure that the school continues to serve as a center for its community members. All building systems and features will reflect the latest in design advances, fully addressing accessibility, sustainable (or “green”) construction, and the provision of a healthy, safe, and secure environment for students, teachers, and staff.</p> <p><i>AISD is committed to early childhood programming and the FABPAC recommends that in addition to providing appropriate spaces and amenities within modernization projects for neighborhood elementary schools that AISD conduct a strategic plan for future stand-alone early childhood centers. Depending on that strategic analysis, AISD will incorporate future early childhood centers regionally at to be determined existing or new locations to support AISD goals and determine if Read Pre-K is an appropriate location. If not, AISD will then work with the Read community to explore re-purposing opportunities for other district or community uses.</i></p>			

Primary FABPAC Planning Strategy Used for Project Recommendation:	3
Balance needs of Planning Clusters (regions) and the desire to minimize operating and capital costs district-wide	

Facility Condition Assessment (FCA)		Educational Suitability Assessment (ESA)	
School FCA Score	District Average	School ESA Score	District Average
21	55	60	61



Student Live In Population Projections	Driver and Preliminary Timeframe
Read Pre-K does not have an assigned attendance area or live-in population. Students from Cook, Doss, McBee, and Wooldridge attend Read Pre-K.	Very Poor FCA 6 - 12 Years
	Related Projects
	Cook, Doss, McBee, Wooldridge



# Wooldridge Elementary School

Vertical Team: Lanier  
Planning Cluster: 18



Recommendation: Renovation Planned Capacity: 655

Wooldridge Elementary will be transformed into a fully modernized school serving the requirements of 21st-Century learning. A design will be developed, with community input and consideration of the long-term academic goals of the District, that will use some combination of new construction and potential re-use of the existing structure. The school will incorporate state-of-the-art technology, flexible learning spaces conducive to the learning models of the future, and community spaces tailored to ensure that the school continues to serve as a center for its community members. All building systems and features will reflect the latest in design advances, fully addressing accessibility, sustainable (or “green”) construction, and the provision of a healthy, safe, and secure environment for students, teachers, and staff.

Circumstances at Wooldridge exist which allows up to 8 portable classrooms to be counted as permanent space (“permables”). Replacing all of the existing permables with permanent space may not be feasible as the site has challenges due to impervious coverage limitations. The design process will aim to provide all needed capacity within the permanent building(s) so that every student learns in fully modernized facilities. Further study is needed to determine if there is room on site to modernize to a capacity of 655 students within permanent buildings. *The school’s planned capacity will remain 655 to align with new student population projections.*

*After its modernization project, Wooldridge will receive Pre-K students returning from Read Pre-K Center to their home boundary school. These students live within the Wooldridge boundary and were originally sent to Read to help relieve overcrowding. The modernization project will ensure learning spaces are appropriate for Pre-K students.*

Primary FABPAC Planning Strategy Used for Project Recommendation: 3

Balance needs of Planning Clusters (regions) and the desire to minimize operating and capital costs district-wide

## Facility Condition Assessment (FCA)

School FCA Score	District Average
65	55

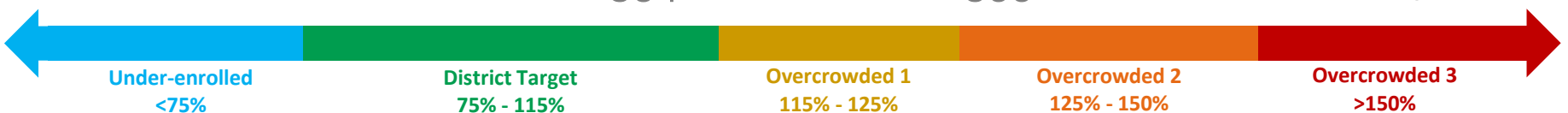
## Educational Suitability Assessment (ESA)

School ESA Score	District Average
49	61

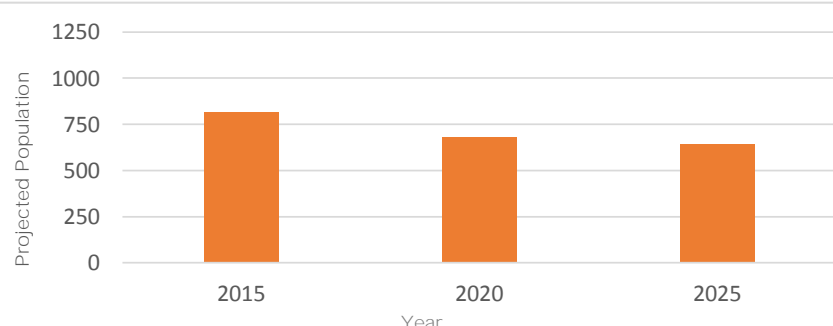
## School Year 15/16 Overview

Live-In Population	-	Transfer Out	+	Transfer In	=	Enrollment
815		142		39		634

Enrollment	:	Capacity	97%	of Permanent Capacity
634		655		



## Student Live In Population Projections



## Driver and Preliminary Timeframe

Average FCA & Unsatisfactory ESA  
6 - 12 Years

## Related Projects

Lucy Read Pre-K, McBee Elementary,  
Cook Elementary, Doss Elementary



# Wooten Elementary School

Vertical Team: Lanier  
Planning Cluster: 18



Recommendation:

Full Modernization

Planned Capacity:

696

Wooten Elementary School will be transformed into a fully modernized school serving the requirements of 21st-Century learning. A design will be developed, with community input and consideration of the long-term academic goals of the District, that will use some combination of new construction and potential re-use of the existing structure. The school will incorporate state-of-the-art technology, flexible learning spaces conducive to the learning models of the future, and community spaces tailored to ensure that the school continues to serve as a center for its community members. All building systems and features will reflect the latest in design advances, fully addressing accessibility, sustainable (or “green”) construction, and the provision of a healthy, safe, and secure environment for students, teachers, and staff.

*New population projections suggest Wooten's boundary population will increase. Due to current and projected overcrowding, the timeframe was adjusted from Years 6 - 12 to Years 1 - 6. Additionally, the school's planned capacity increased to 696 to align with new projections. The school's capacity will be increased to 696 through an addition and/or a reconfiguration of the existing school in order to minimize potential overcrowding and provide optimal learning environments for students.*

Primary FABPAC Planning Strategy Used for Project Recommendation:

2

Implement a long-term modernization approach

Facility Condition Assessment (FCA)		Educational Suitability Assessment (ESA)	
School FCA Score	District Average	School ESA Score	District Average
46	55	50	61

School Year 15/16 Overview

Live-In Population

649

-

Transfer Out

106

+

Transfer In

79

=

Enrollment

622

Enrollment

622

:

Capacity

468

133%

of Permanent Capacity

Under-enrolled

<75%

District Target

75% - 115%

Overcrowded 1

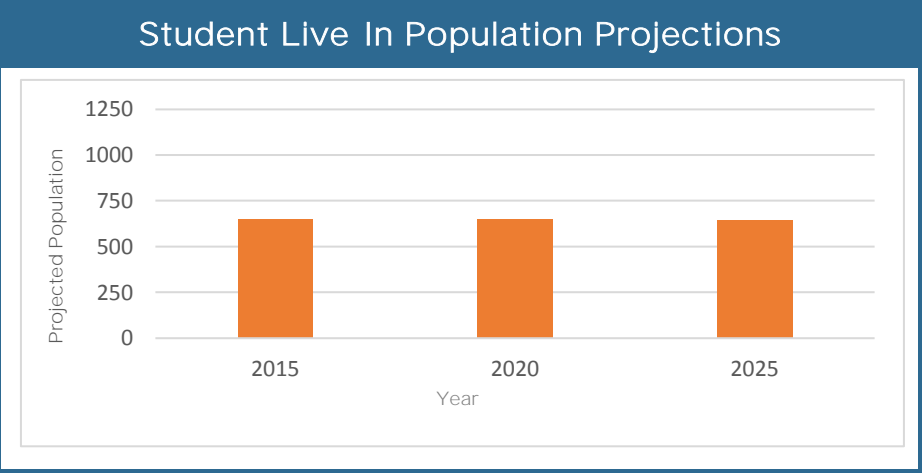
115% - 125%

Overcrowded 2

125% - 150%

Overcrowded 3

>150%



Driver and Preliminary Timeframe

Poor FCA

1 - 6 Years

Related Projects

The project dependency will be determined during implementation and swing space planning.