



2023-2024 Annual Report
Austin Independent School District
Head Start

Table of Contents

Page Number

[Letter from the Director](#)

3

[Program Information](#)

4

[Families and Students](#)

4

[Family Engagement](#)

5

[Education](#)

5

[Student Outcome Data](#)

6

[Health - Medical and Dental](#)

7

[Community Partners](#)

7

[Financial Reports](#)

8

Letter from the Director:

The 2023-2024 academic year has concluded, and we are thrilled to update the community on the incredible events within our Head Start Program. Throughout this year, we have engaged in collective learning all while striving for positive outcomes for our families and students.

In the Austin Independent School District, our Head Start Pre-K3 programs equip children with the necessary skills for a successful transition into pre-K4 and beyond. We are dedicated to achieving this objective as our teaching staff work tirelessly to ensure high quality learning experiences for all children. Simultaneously, our family advocates strive to connect and support families using goal setting, parent meetings and leveraging community resources. Additionally, our Head Start management team offers supplementary assistance to families, staff, and schools.

Please take a moment to learn more about the great work that the Austin Independent School District Head Start Pre-K3 staff are doing for children and families. You may access this annual report and other information including information on Head Start enrollment at www.austinisd.org/early-childhood/head-start.

Thank you,

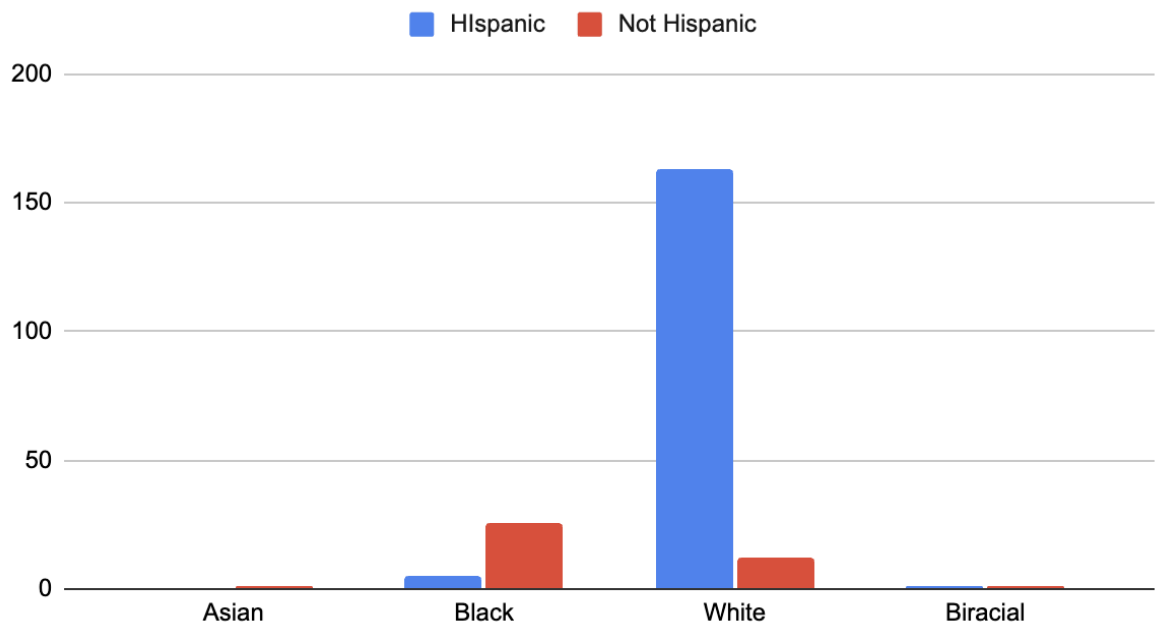
Ashlee Johnson
AISD Head Start Administrator



Program Information

Austin Independent School District Head Start (AISD HS) provides comprehensive, high- quality early childhood services to low-income families residing in Travis County, Texas within the Austin Metropolitan area. In a review of our community needs assessment it was noted that Austin is one of the most economically and racially segregated large cities in the country and the need for full-day services for 3-year-old students was present in the area. The “eastern crescent” of Austin has both the highest concentrations of African American and Hispanic residents and others living in poverty, while the highest concentrations of White residents and higher-income people live on the west side. This segregation is reflected in the enrollment patterns of AISD schools. The Head Start slots for AISD are placed at schools in this eastern crescent, where the highest need continues to exist. The Austin Independent School District Head Start program has the capacity to serve 204 children in 12 classrooms on 8 public school sites. All programs are housed inside of AISD school campuses operating 5 days a week following a typical school schedule of 7:30am-3pm with some minor time adjustments at each individual campus. Each classroom can enroll up to 17 children, all who turned 3 on or before September 1st of the current school year. Services provided by AISD HS are designed to promote the educational, social, nutritional and emotional development of children while providing family support services to their family.

Families and Students



English Language Learners
60% of enrolled students

Average Daily Attendance (ADA)
97%

Total number of students and families who received services*
225

*for 30 days or longer

Family Engagement

AISD Head Start offers a variety of opportunities for parents to be engaged in their child's learning and educational experience. Our goal is to ensure that the whole family is supported to maintain long-lasting and positive outcomes for all enrolled families. Each enrolled family has access to individualized family support services, access to mental health services and the support of a dedicated Family Advocate. Enrolled families were given the opportunity to complete a needs assessment with their Family Advocate to assist with identifying family strengths and determining family needs. Once the needs assessment was completed the Family Advocate and the family worked to establish individualized family goals. Families were also given the opportunities to attend parent-teacher conferences, home visits, monthly family meetings, and parent-child activities. In addition to the events listed, Family Advocates facilitated parenting sessions using The Center on the Social and Emotional Foundations for Early Learning: Positive Solutions for Families curriculum to promote school readiness and parent engagement including topics such as positive guidance, building relationships, and managing challenging behaviors. Families were also encouraged to participate in activities offered by the school Parent Support Specialist (PSS) who support the entire school community and work in collaboration with the Family Advocate assigned to each school site.

Education

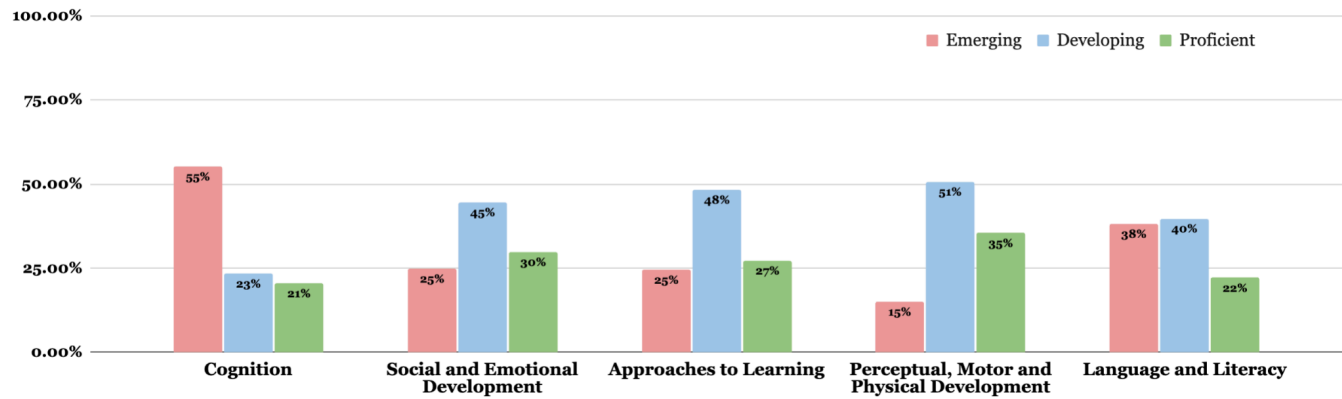
AISD Head Start uses the Creative Curriculum for Preschool which aligns to the Texas Prekindergarten guidelines and the Head Start Early Learning Outcomes Frameworks. Teaching staff use the curriculum and related guidelines to create developmentally appropriate learning environments and experiences for students to build skills and meet our established school readiness goals:

- Approaches to Learning: Child exhibits initiative and independence, demonstrates curiosity in situations and surrounding environment
- Social and Emotional Development: Child manages emotions with increasing independence and cultivates positive interactions with adults and peers
- Language and Literacy: Child understands and progressively uses complex language with peers and adults for a variety of purposes
- Cognition: Child demonstrates number and shape knowledge and engages in cognitive tasks and behaviors that can advance mathematical learning.
- Perceptual, Motor, and Physical Development: Child expands knowledge, awareness, and willingness to make nutritious and healthy food choices and eating habits; demonstrate knowledge of personal hygiene and safety practices and routines.

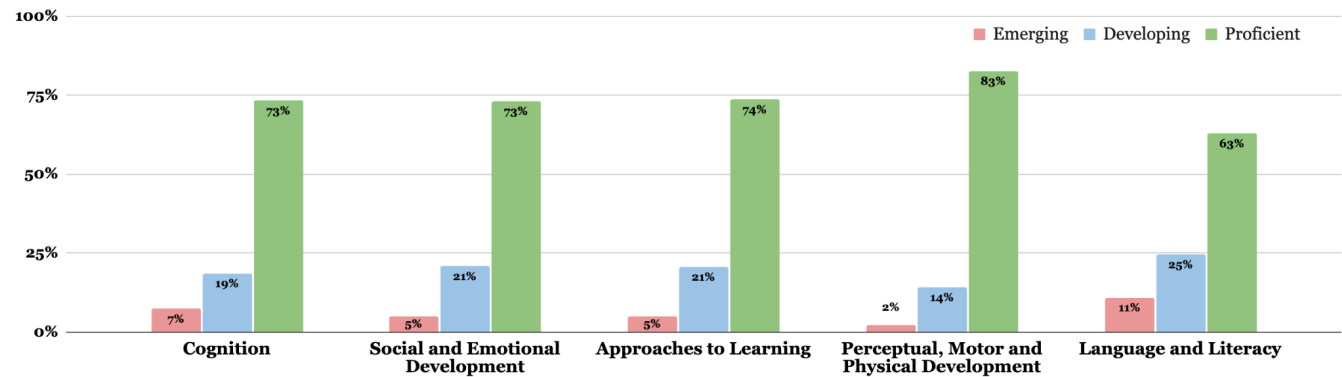
Student Outcomes Data

Below is an aggregate of the data collected on student progress by teaching staff using several CLI Engage checklists during the 2023-2024 school year. Entry scores are reflected in the first table and were collected during Wave 1 in the fall of 2023 and exit scores in the second table were collected in the Spring of 2024. The percentage on the chart for each category is a collection of all students at each site who score in each of the 3 scoring levels: Emerging, Developing, and Proficient. Based on collected data, students made significant progress and are well prepared for entering Pre-K4.

Entry Data



Exit Data



Health - Medical and Dental

Head Start programs are required to assist families with barriers that may exist when accessing medical and dental services as well as providing vision and hearing screenings for enrolled students. The below table reflects data collected regarding enrolled student's various health statuses:

Students with continuous access to health care	94%
Students with continuous access to dental care	92%
Students with completed physical exam	73%
Students with completed dental exam	79%

Community Partnerships

Partnerships were formed throughout the school year to assist with bridging gaps in available services between the schools, the community and enrolled Head Start families. The focus was placed on trying to address areas of need pertaining to health services, health education, safety, knowledge of community resources and overall access. Partnerships were formed to provide both direct services to enrolled students and families as well as indirect services in the form of parent education. In forming partnerships, it is our goal to create opportunities to both assist parents with gaining access to available services as well as educating parents on ways to navigate through their desired service independently. To ensure that the partnerships being formed were desired by the families being served, a beginning of the year and mid-year survey was created to gain input and program feedback from families directly pertaining to community partnerships and family engagement. This data was used to help coordinate with the desired community partners to create opportunities for our enrolled families to receive the education and support that they determined to be most important to them.

Financial Reports

2024-2025 Grant Year 6 (05/05/2024-04/30/2025)

Total funds for FY 24-25: \$1,778,817

Additional Funds Awarded

Cost of Living Adjustment (COLA)	\$ 43,690
Quality Improvement (QI)	

Total Funds Awarded **\$ 1,880,530**

Salaries and Benefits	\$ 1,517,062.32
Materials and Supplies	\$ 77,500
*Contracted Services	\$ 4,255
**Other operating expenses	\$ 311,483
Indirect Costs (required)	\$ 101,713.00

2023-2024 Grant Year 5 (5/01/2023 - 4/30/2024)

Year 5 Grant Funds Awarded \$ 1,727,265

Additional Funds Awarded

Cost of Living Adjustment (COLA)	\$153,265
Quality Improvement (QI)	

Total Funds Awarded **\$ 1,880,530**

Salaries and Benefits	\$ 1,503,400
Materials and Supplies	\$ 124,261
*Contracted Services	\$ 6,600
**Other operating expenses	\$ 137,017
Indirect Costs (required)	\$ 109,252

2022-2023 Grant Year 4 (5/01/2022 - 4/30/2023)

Year 4 Grant Funds Awarded \$ 1,657,475

Additional Funds Awarded

Cost of Living Adjustment (COLA)	\$ 48,407
----------------------------------	-----------

Total Funds Awarded (without ARA) **\$ 1,705,882**

Salaries and Benefits	\$ 1,398,207
Materials and Supplies	\$ 132,078
*Contracted Services	\$ 8,100
**Other operating expenses	\$ 84,240
Indirect Costs (required)	\$ 83,258

2021-2022 Grant Year 3 (5/01/2021 - 4/30/2022)

Year 3 Grant Funds Awarded \$ 1,658,881

Additional Funds Awarded

Cost of Living Adjustment (COLA)	\$ 19,977
American Recovery Act (ARA/COVID-19)	\$305,484
Funds expire: 3/31/2023	

Total Funds Awarded (without ARA) **\$ 1,678,858**

Salaries and Benefits	\$ 1,364,158
Materials and Supplies	\$ 136,216
*Contracted Services	\$ 18,840

**Other operating expenses	\$ 57,428
Indirect Costs (required)	\$ 81,128

2020-2021 Grant Year 2 (5/01/2020 - 4/30/2021)

Year 2 Grant Funds Awarded	\$ 1,551,469
Additional Funds Awarded (COLA and Quality Improvement)	\$ 86,025
Total Funds Awarded	\$ 1,637,494
Salaries and Benefits	\$ 1,366,569
Materials and Supplies	\$ 129,162
*Contracted Services	\$ 28,320
**Other operating expenses	\$ 33,667
Indirect Costs (required)	\$ 79,776

2019-2020 Grant Year 1 (7/01/2019 - 4/30/2020)

Total Funds Awarded	\$ 1,551,470
Salaries and Benefits	\$ 1,227,701
Materials and Supplies	\$ 173,095
*Contracted Services	\$ 20,953
**Other operating expenses	\$ 62,159
Indirect Costs (required)	\$ 67,562

**Contracted services expenses include contracted trainings from Teachstone and communications, marketing, print, and COPA subscription.*

***Other operating expenses includes employee and non-employee travel, membership in National Head Start Association and NAEYC, cost of Pre-K monitors to maintain ratios at all times and miscellaneous operating costs.*