

DOBIE MIDDLE SCHOOL & PRE-K CENTER

Facility Site

1200 E. Rundberg Lane
Austin, TX 78753

Building Area: 133,303 Square Feet

Site: 20 Acres

Date of First Construction: 1973

Assessment Timeline

Facility Condition Interview: 06/22/16

Facility Condition Field Visit: 06/27/16

Dobie Middle School

Educational Suitability Interview: 06/22/16

Educational Suitability Field Visit: 06/22/16

Dobie Pre-K Center

Educational Suitability Interview: 08/09/16

Educational Suitability Field Visit: 08/09/16



Facility Summary



Dobie Middle School was established in 1973, and consists of the two-story Main School Building (BLDG-055A) and a one-story Separate Classroom Building (BLDG-055B), which was constructed in 2008. Both buildings are connected by a covered walkway. The campus also houses the Dobie Pre-K Center.

Facility Condition Assessment (FCA)

The FCA is a process that is used to understand the deficiencies of a facility. It is conducted by a team of architects and engineers of various disciplines. The FCA is performed using existing data, facility staff interviews, facility walk-through assessments, analysis, and cost estimating.

FCA REPORT CARD

Dobie Middle School

42

*The FCA score is equal to 100 minus the Facility Condition Index (FCI). The FCI is equal to the cost to maintain, repair and replace deficiencies of a facility divided by the current replacement value of the facility.

*The FCA and ESA scores are not a representation of the school's academic performance and does not reflect any construction or improvements performed after the assessment date.
*These are draft scores pending AISD feedback.

Links to Online Surveys:

[AISD Educational Suitability Survey](https://www.surveymonkey.com/r/AISD_Educational_Suitability_Survey) - https://www.surveymonkey.com/r/AISD_Educational_Suitability_Survey

[AISD Cuestionario para la Condicion de Instalacion y Conveniencia Educativa](https://www.surveymonkey.com/r/AISD_Educational_Suitability_Espanol) - https://www.surveymonkey.com/r/AISD_Educational_Suitability_Espanol

Educational Suitability Assessment (ESA)

The ESA measures the degree to which the facility supports teaching and learning considering the exterior and site, academic spaces, support spaces, future-ready spaces, library and media center, security, technology, storage, fixtures, furniture and equipment, environmental quality, and controllability of lighting and HVAC systems.

ESA REPORT CARD

Dobie Middle School

50





















































Dobie Pre-K Center

35

2016 Facility Condition Assessment and Educational Suitability Assessment






Rev. 11/22/2016












Facility Condition Assessment












Rating Scale:	 Excellent	 Good	 Average	 Poor	 Fail	BLDG-055A Main School Building	BLDG-055B Separate Classroom Building
Mechanical / HVAC							
Mechanical / HVAC						 P	 A
Domestic Water Distribution						 P	 G
Plumbing Fixtures						 A	 A
Elevators & Lifts						N/A	N/A
Electrical							
Electrical Distribution						 A	 G
Lighting						 A	 G
Communications & Security						 A	 G
Fire Alarm						 A	 G
Fire Protection / Suppression						 G	 G
Exterior Architecture							
Exterior Doors						 A	 G
Exterior Walls						 G	 G
Exterior Windows						 A	 G
Exterior Stairs						 G	N/A
Roofing						 A	 G
Interior Architecture							
Interior Ceiling Finishes						 G	 G
Interior Doors						 A	 G
Interior Floor Finishes						 G	 G
Interior Walls						 G	 G
Interior Wall Finishes						 G	 G
Interior Stairs						 G	N/A
Site / Civil						Crawl Space (BLDG-055A)	
Roadways					 F	Drainage Below Building	 A
Parking Lots					 F	Access / Ventilation	 A
Pedestrian Paving (Sidewalks)					 P	Foundation	 P
Site Development					 P	Exposed Pipes	 A
Landscaping					 G	Exposed Ductwork	 G
Play Fields					 P		

Education Suitability Assessment

Rating Scale

-  Excellent
81-100
-  Good
66-80
-  Average
51-65
-  Unsatisfactory
36-50
-  Very Unsatisfactory
20-35

Dobie Middle School - Assessment Area	Score
Exterior	 32
General Building	 57
General Academic & Elective Spaces	 57
Future Ready Student Development	 55
Library / Media Center	 64
Security	 29
Technology	 60
Storage	 33
Furniture, Fixtures & Equipment	 53
Environmental Quality (Lighting, Odors, Pests)	 44
Controllability of Systems (Lights, Temps, Blinds)	 44

Dobie Pre-K Center - Assessment Area	Score
Exterior	 29
General Building	 23
General Academic & Elective Spaces	 25
Future Ready Student Development	 28
Library / Media Center	 53
Security	 20
Technology	 40
Storage	 33
Furniture, Fixtures & Equipment	 53
Environmental Quality (Lighting, Odors, Pests)	 44
Controllability of Systems (Lights, Temps, Blinds)	 52