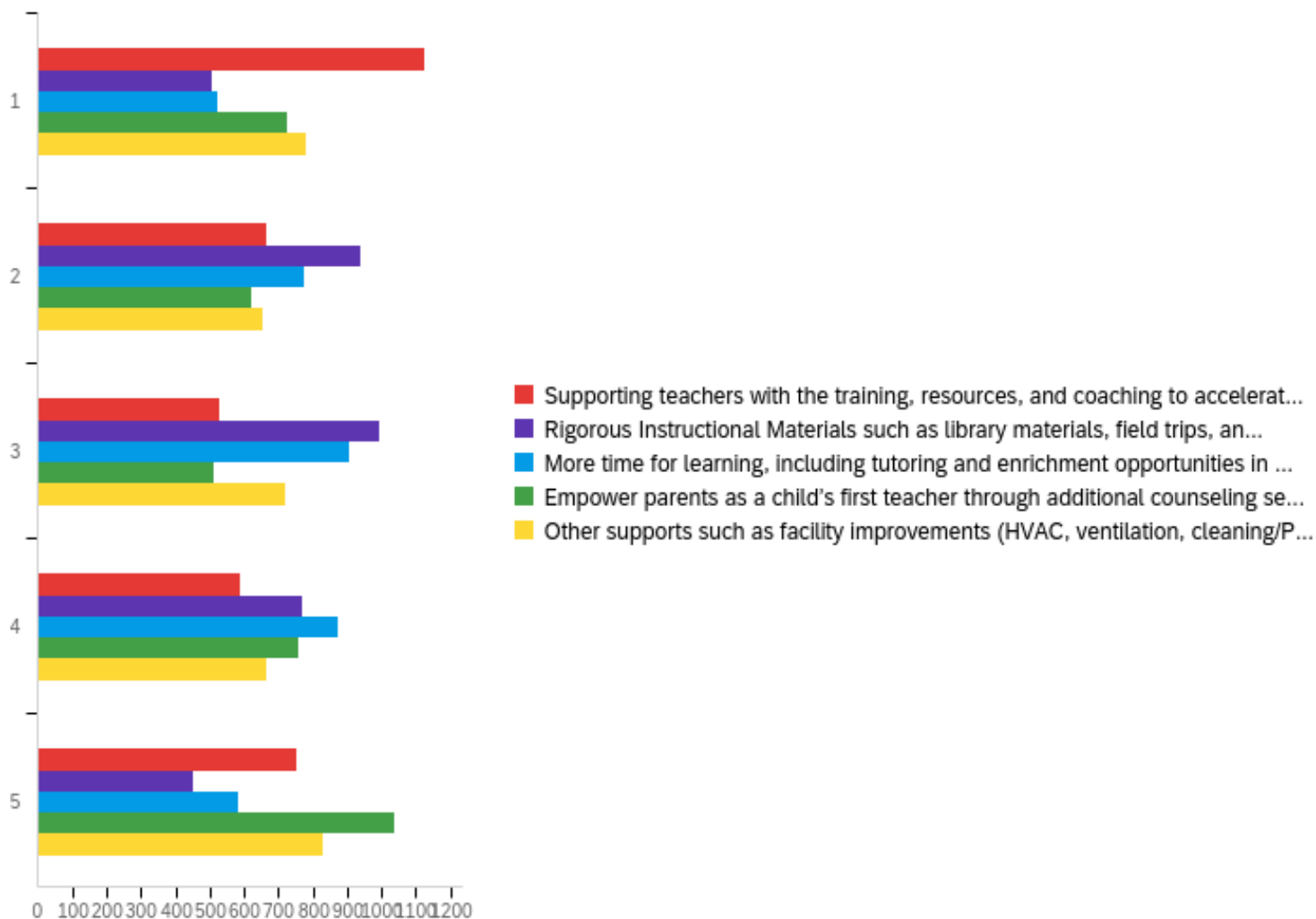


ESSER Survey Report

ESSER III Funds Community Survey

June 22nd 2021, 9:32 am MDT

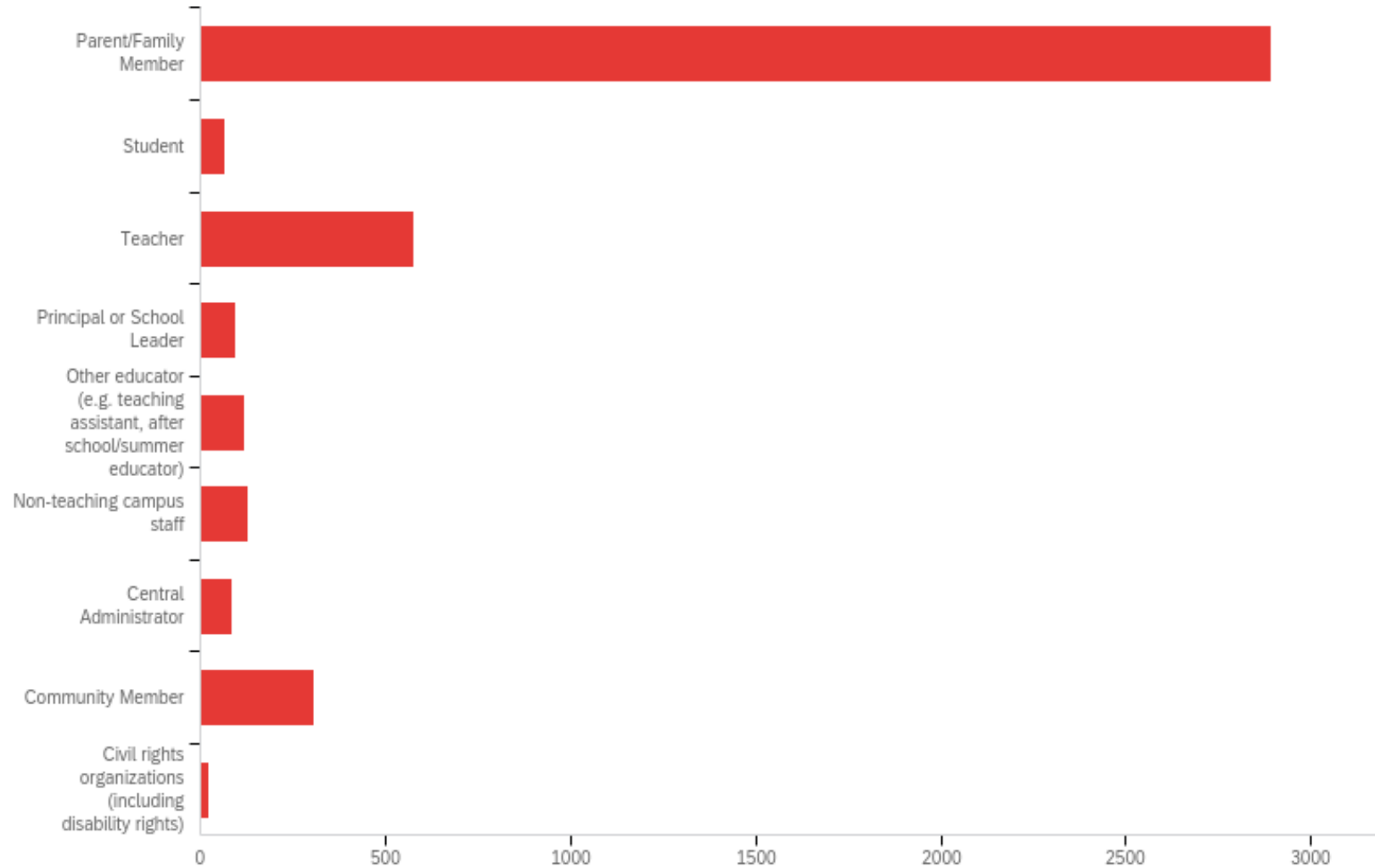
Q3 - The Texas Education Agency (TEA) is allowing districts to spend the federal funds in five major categories. Please rank the categories in order from most impactful (1) to least impactful (5) for addressing students' needs that arose during COVID-19. Each number can only be used once.



Q3 - The Texas Education Agency (TEA) is allowing districts to spend the federal funds in five major categories. Please rank the categories in order from most impactful (1) to least impactful (5) for addressing students' needs that arose during COVID-19. Each number can only be used once.

#	Field	Minimum	Maximum	Mean	Std Deviation	Variance	Count
1	Supporting teachers	1.00	5.00	2.78	1.53	2.35	3659
2	Rigorous Instructional Materials	1.00	5.00	2.93	1.23	1.51	3659
3	Other supports such as facility improvements and new technology.	1.00	5.00	3.03	1.46	2.13	3659
4	More time for learning	1.00	5.00	3.06	1.29	1.65	3659
5	Empower parents as a child's first teacher	1.00	5.00	3.21	1.50	2.26	3659

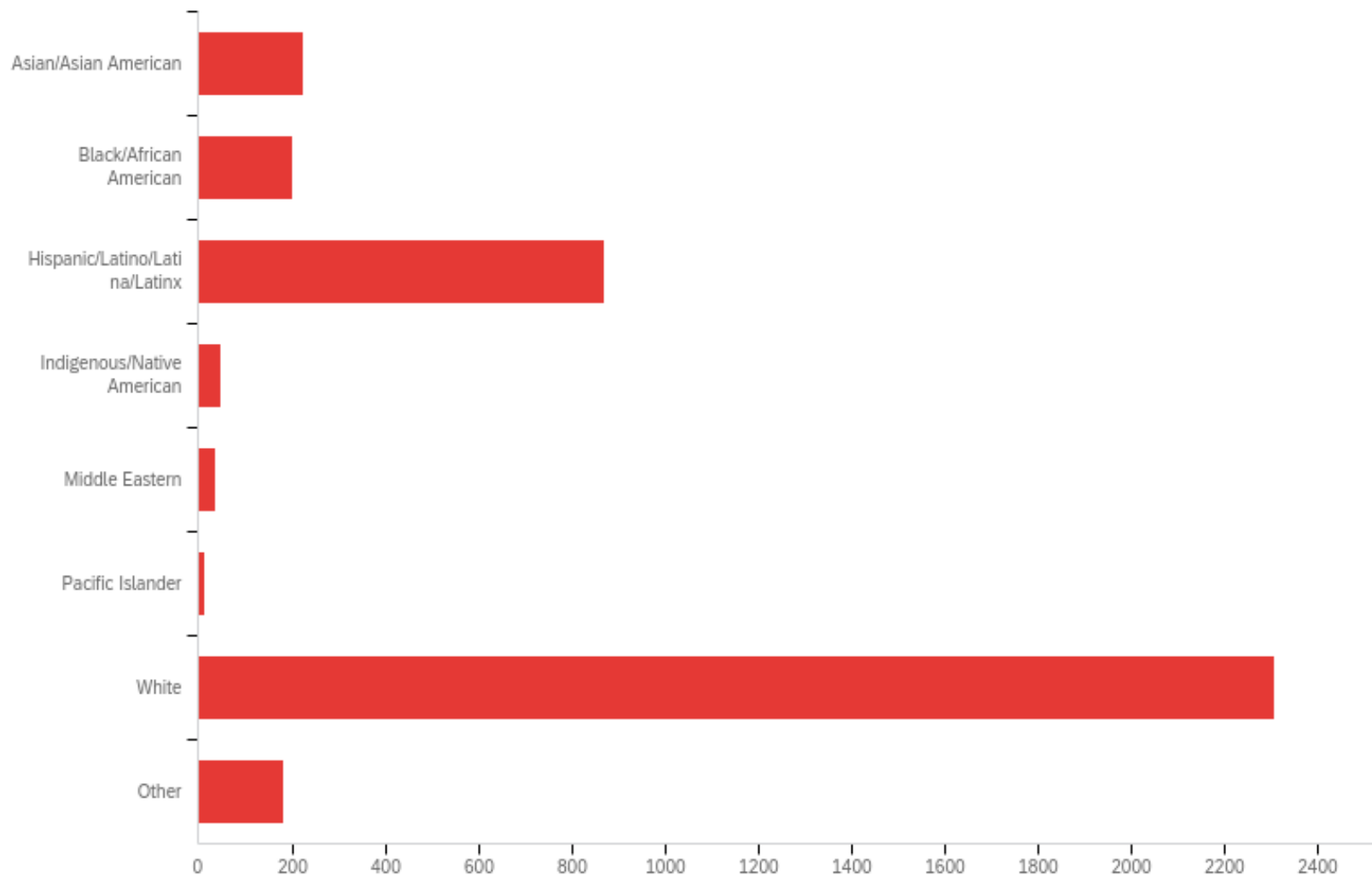
Q2 - I am completing this survey as a: Select all that apply



Q2 - I am completing this survey as a: Select all that apply

#	Answer	%	Count
1	Parent/Family Member	67.48%	2891
2	Student	1.49%	64
3	Teacher	13.45%	576
4	Principal or School Leader	2.17%	93
5	Other educator (e.g. teaching assistant, after school/summer educator)	2.78%	119
6	Non-teaching campus staff	3.03%	130
7	Central Administrator	1.94%	83
8	Community Member	7.12%	305
9	Civil rights organizations (including disability rights)	0.54%	23
	Total	100%	4284

Q29 - Which of these best describes your race or ethnicity? (Select all that apply)



Q29 - Which of these best describes your race or ethnicity? (Select all that apply)

#	Answer	%	Count
1	Asian/Asian American	5.76%	224
2	Black/African American	5.20%	202
3	Hispanic/Latino/Latina /Latinx	22.43%	872
4	Indigenous/Native American	1.21%	47
5	Middle Eastern	0.98%	38
6	Pacific Islander	0.39%	15
7	White	59.30%	2305
8	Other	4.73%	184
	Total	100%	3887

Q28 – What is your ZIP Code?

Q30 – With which school(s) are you most closely connected?

Akins VT- 262	
Akins	92
Paredes	28
Blazier	34
Casey	24
Kocurek	23
Langford	7
Menchaca	32
Palm	12
Perez	10

Austin VT- 617	
Austin	180
O Henry	64
Barton Hills	32
Bryker Woods	34
Casis	48
Mathews	19
Zilker	39
Small	98
Oak Hill	48
Patton	55

Anderson VT- 662	
Anderson	200
Murchison	142
Doss	97
Davis	68
Hill	84
Summitt	58
Pillow	13

Bowie VT- 969	
Bowie	292
Bailey	103
Baranoff	79
Bear Creek	28
Cowan	65
Gorzycki	104
Baldwin	72
Clayton	72
Kiker	78
Mills	76

Crockett VT- 336	
Crockett	72
Bedichek	20
Odom	8
Pleasant Hill	9
St. Elmo	10
Williams	18
Covington	58
Boone	47
Cunningham	26
Galindo	16
Joslin	13
Sunset Valley	39

LBJ VT- 177	
LBJ	27
Bertha Sadler Means	10
Andrews	9
Blanton	65
Harris	16
Pecan Springs	7
Gus Garcia	14
Barbara Jordan	12
Overton	12
Norman Sims	5

Eastside VT- 130	
Eastside	30
Martin	21
Allison	15
Govalle	13
Metz	7
Ortega	14
Sanchez	15
Zavala	15

McCallum VT- 924	
McCallum	163
Kealing	266
Blackshear	37
Campbell	7
Lee	44
Maplewood	42
Oak Springs	11
Lamar	112
Brentwood	55
Gullett	65
Highland Park	61
Reilly	18
Ridgetop	43

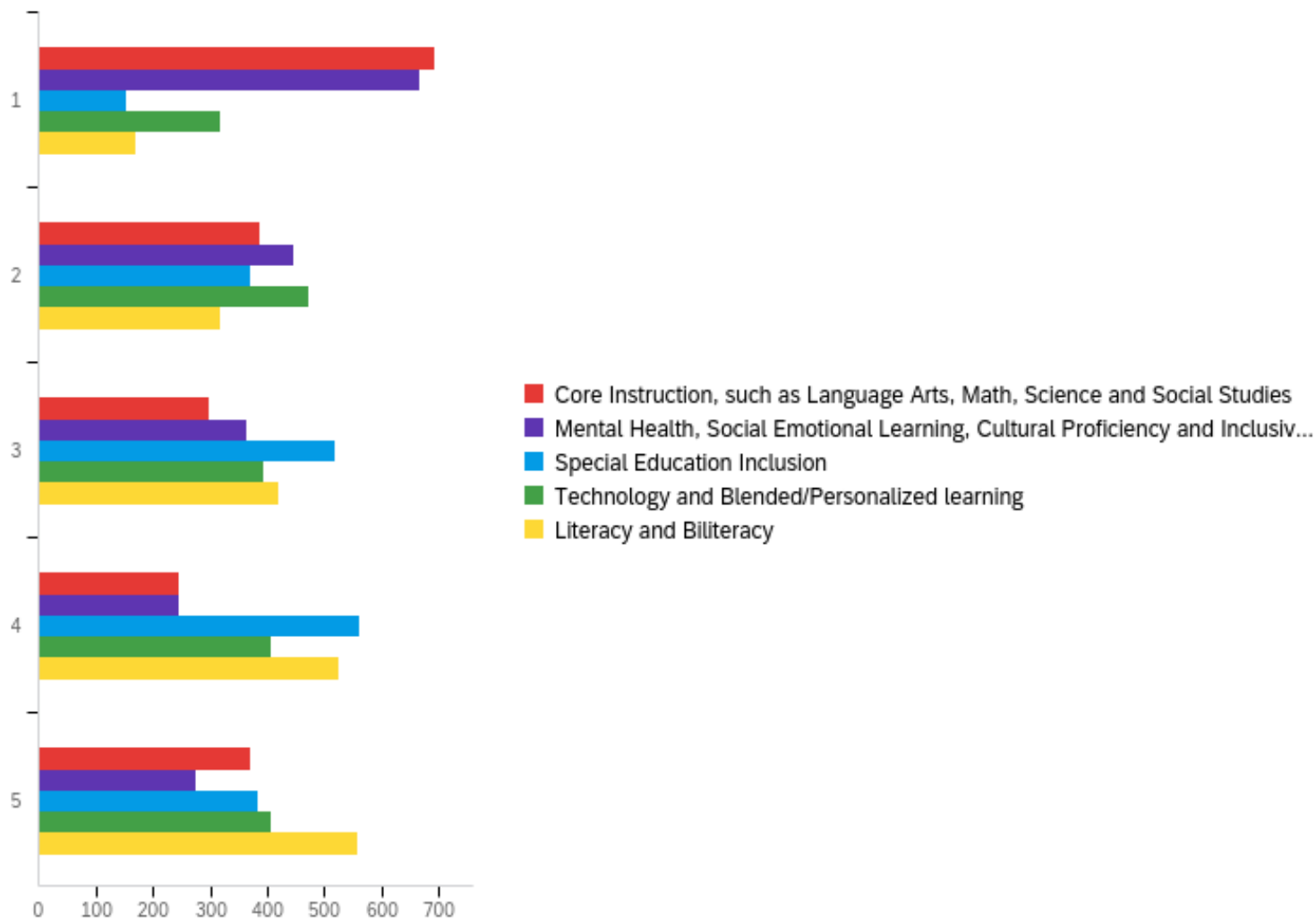
Navarro VT- 109	
Navarro	32
Burnet	17
Cook	11
Guerrero Thompson	9
McBee	4
Padron	12
Wooldridge	11
Wooten	13

Travis VT- 291	
Travis	40
Lively	85
Becker	50
Dawson	25
Linder	11
Travis Heights	22
Uphaus	10
Mendez	18
Houston	16
Rodriguez	6
Widen	8

Northeast VT- 150	
Northeast	24
Dobie	23
Graham	13
Hart	15
Walnut Creek	18
Webb	20
Barrington	9
TA Brown	5
Pickle	7
Winn	16

Special Campuses- 267	
ALC	3
Ann Richards	69
Clifton	1
Garza	12
GPA	4
International	4
LASA	163
Rosedale	11

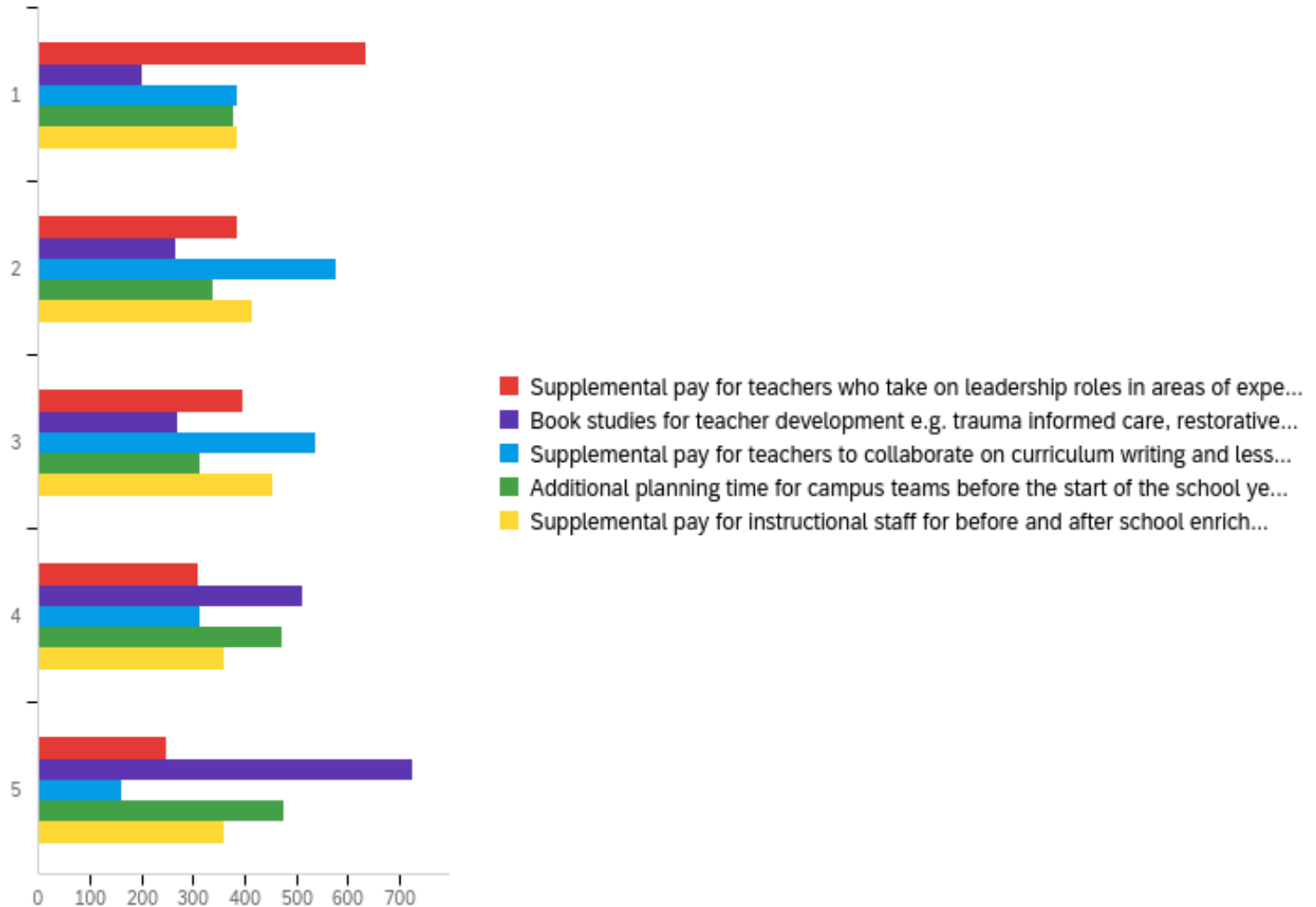
Q7 - From the list below, please rank what you believe is the most important professional learning that could be offered to teachers from 1-5. 1 = most important, 5 = least important. Each number can only be



Q7 - From the list below, please rank what you believe is the most important professional learning that could be offered to teachers from 1-5. 1 = most important, 5 = least important. Each number can only be used once.

#	Field	Minimum	Maximum	Mean	Std Deviation	Variance	Count
1	Mental Health, SEL, Cultural Proficiency and Inclusiveness	1.00	5.00	2.51	1.41	1.99	1994
2	Core Instruction	1.00	5.00	2.60	1.51	2.29	1991
3	Technology and Blended/Personalized learning	1.00	5.00	3.05	1.37	1.89	1999
4	Special Education Inclusion	1.00	5.00	3.33	1.20	1.44	1987
5	Literacy and Biliteracy	1.00	5.00	3.50	1.28	1.64	1992

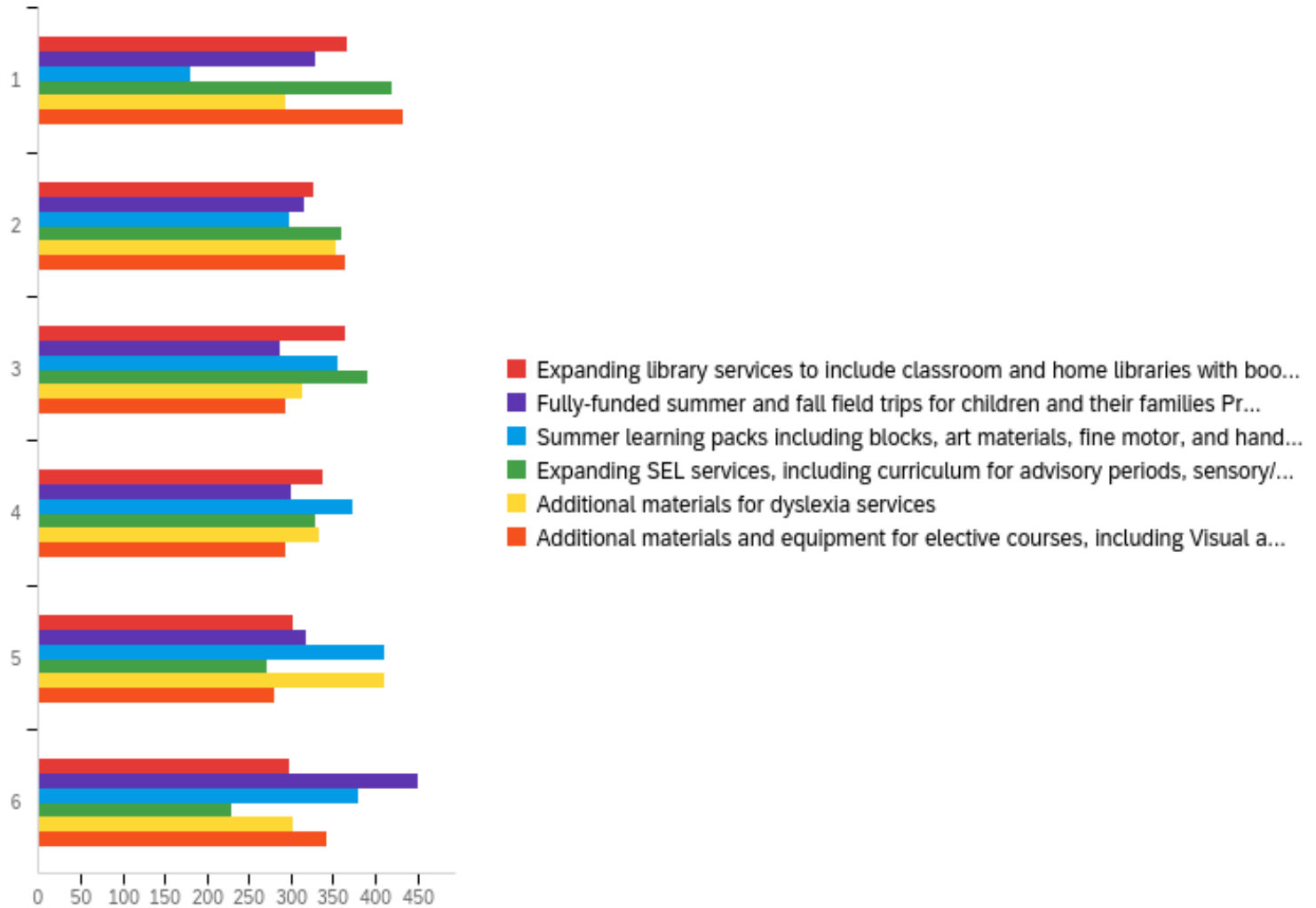
Q8 - Rate the importance of the following investments from 1-5. 1 = most important, 5 = least important. Each number can only be used once.



Q8 - Rate the importance of the following investments from 1-5. 1 = most important, 5 = least important. Each number can only be used once.

#	Field	Minimum	Maximum	Mean	Std Deviation	Variance	Count
1	Supplemental pay for teachers who take on leadership roles in areas of expertise e.g. Social Emotional Learning, Lead Counselor, Technology, etc.)	1.00	5.00	2.57	1.40	1.96	1974
2	Supplemental pay for teachers to collaborate on curriculum writing and lesson development	1.00	5.00	2.64	1.20	1.43	1976
3	Supplemental pay for instructional staff for before and after school enrichment for students	1.00	5.00	2.95	1.38	1.90	1976
4	Additional planning time for campus teams before the start of the school year	1.00	5.00	3.17	1.45	2.11	1982
5	Book studies for teacher development e.g. trauma informed care, restorative practices, innovative instructional strategies	1.00	5.00	3.65	1.36	1.84	1978

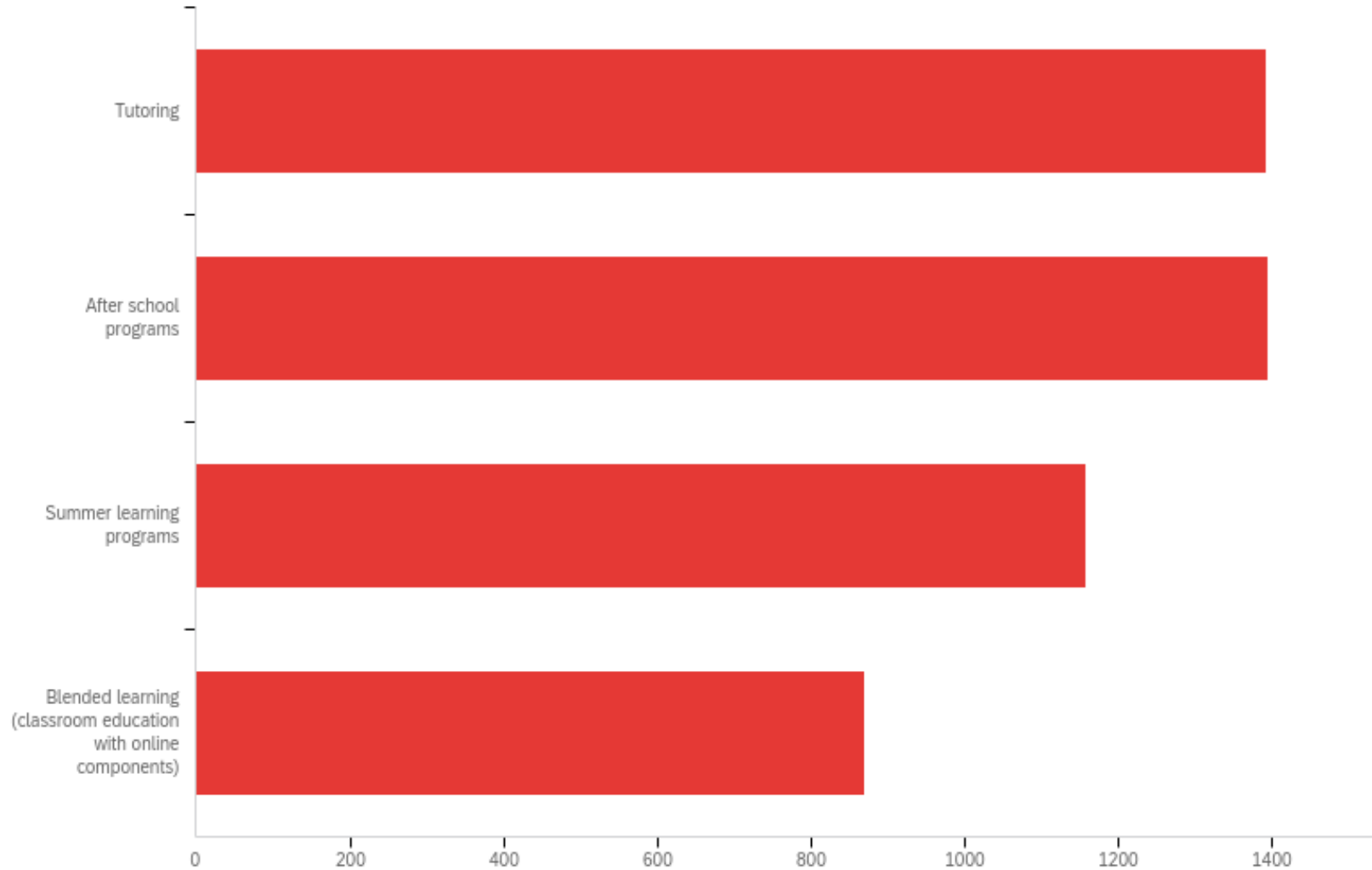
Q11 - Rate the following investments from 1-6. 1 = most important, 6 = least important. Each number can only be used once.



Q11 - Rate the following investments from 1-6. 1 = most important, 6 = least important. Each number can only be used once.

#	Field	Minimum	Maximum	Mean	Std Deviation	Variance	Count
1	Expanding SEL services, including curriculum for advisory periods, sensory/mindfulness areas in schools, and art therapy materials	1.00	6.00	3.18	1.65	2.73	2002
2	Additional materials and equipment for elective courses, including Visual and Performing Arts and Athletics	1.00	6.00	3.33	1.78	3.18	2009
3	Expanding library services to include classroom and home libraries with books in multiple languages	1.00	6.00	3.39	1.69	2.86	1994
4	Additional materials for dyslexia services	1.00	6.00	3.56	1.67	2.79	2008
5	Fully-funded summer and fall field trips for children and their families PreK-5	1.00	6.00	3.66	1.79	3.20	2001
6	Summer learning packs including blocks, art materials, fine motor, and hands-on materials for PreK	1.00	6.00	3.84	1.59	2.53	1995

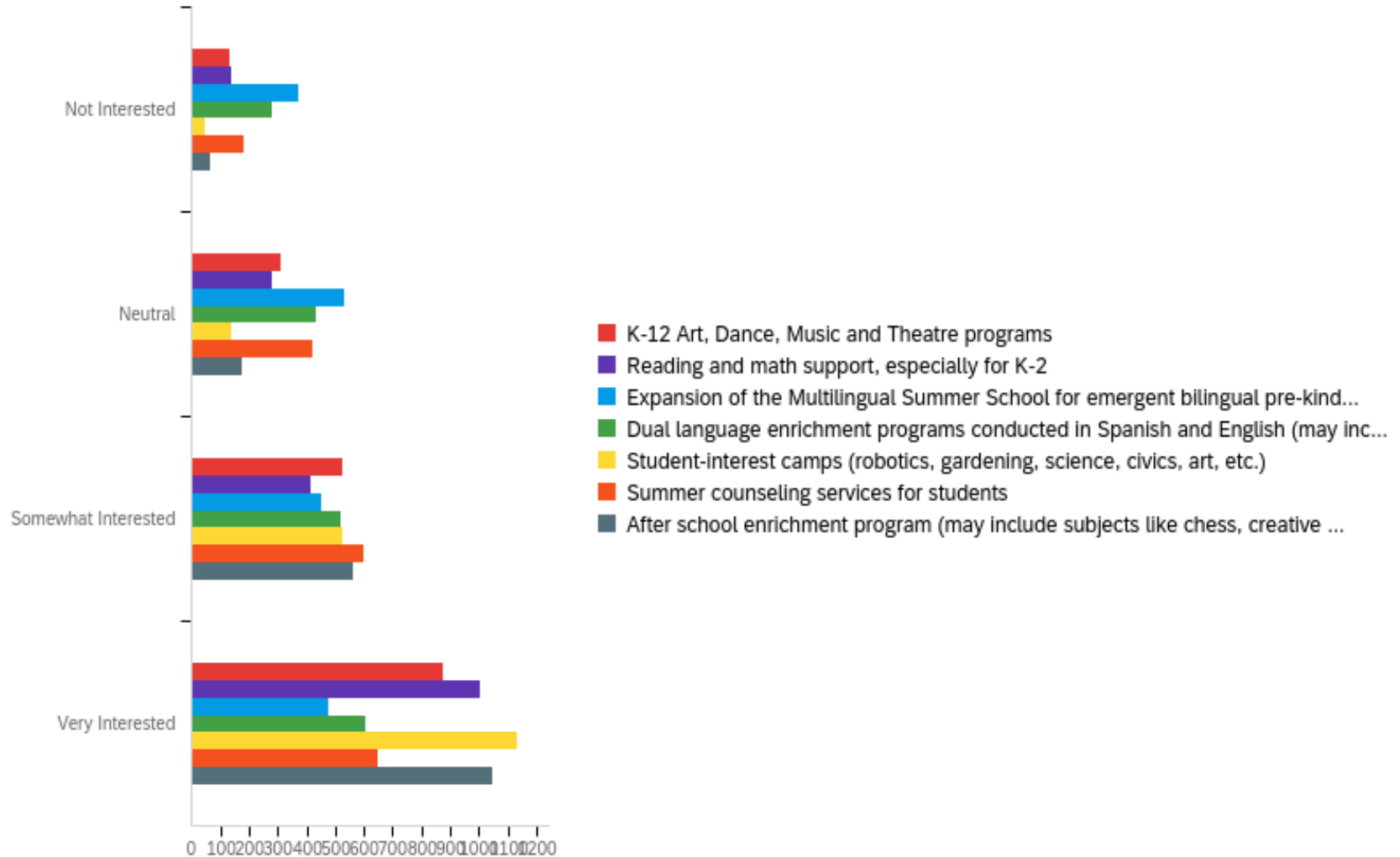
Q14 - Beyond the traditional school day, which types of programs do you believe AISD should consider to enhance student learning? Please select all that apply.



Q14 - Beyond the traditional school day, which types of programs do you believe AISD should consider to enhance student learning? Please select all that apply.

#	Answer	%	Count
1	Tutoring	28.92%	1394
2	After school programs	28.94%	1395
3	Summer learning programs	24.07%	1160
4	Blended learning (classroom education with online components)	18.07%	871
	Total	100%	4820

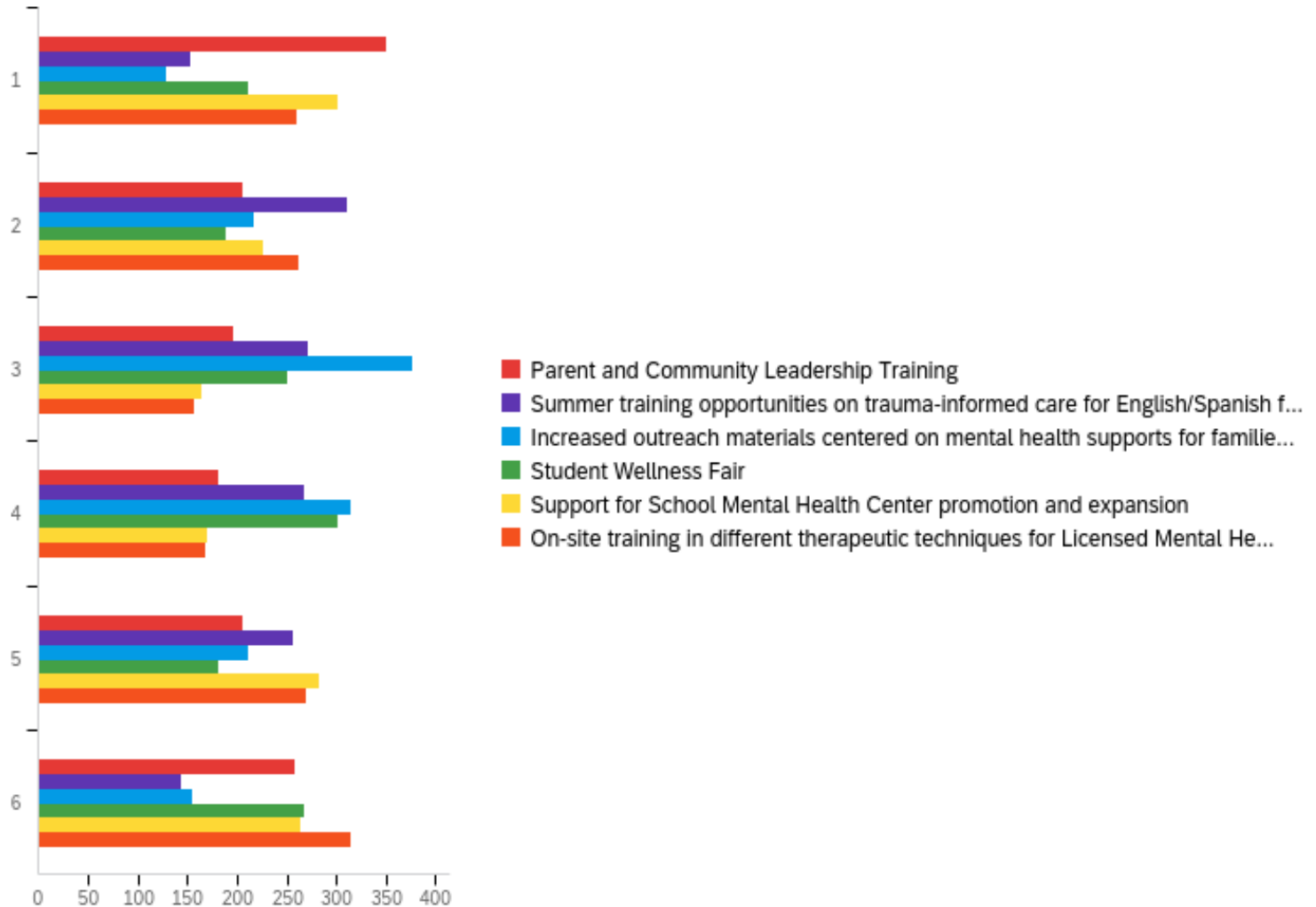
Q15 - Please indicate your interest level in additional programming for the following subject areas.



Q15 - Please indicate your interest level in additional programming for the following subject areas.

#	Field	Minimum	Maximum	Mean	Std Deviation	Variance	Count
1	Expansion of the Multilingual Summer School for emergent bilingual PreK and pre-first	1.00	4.00	2.56	1.08	1.17	1835
2	Dual language enrichment programs conducted in Spanish and English	1.00	4.00	2.79	1.06	1.13	1838
3	Summer counseling services for students	1.00	4.00	2.93	0.98	0.96	1844
4	K-12 Art, Dance, Music and Theatre programs	1.00	4.00	3.16	0.95	0.91	1844
5	Reading and math support, especially for K-2	1.00	4.00	3.24	0.97	0.94	1835
6	After school enrichment program (may include subjects like chess, creative thinking, lacrosse, yoga)	1.00	4.00	3.40	0.80	0.64	1849
7	Student-interest camps (robotics, gardening, science, civics, art, etc.)	1.00	4.00	3.49	0.74	0.55	1844

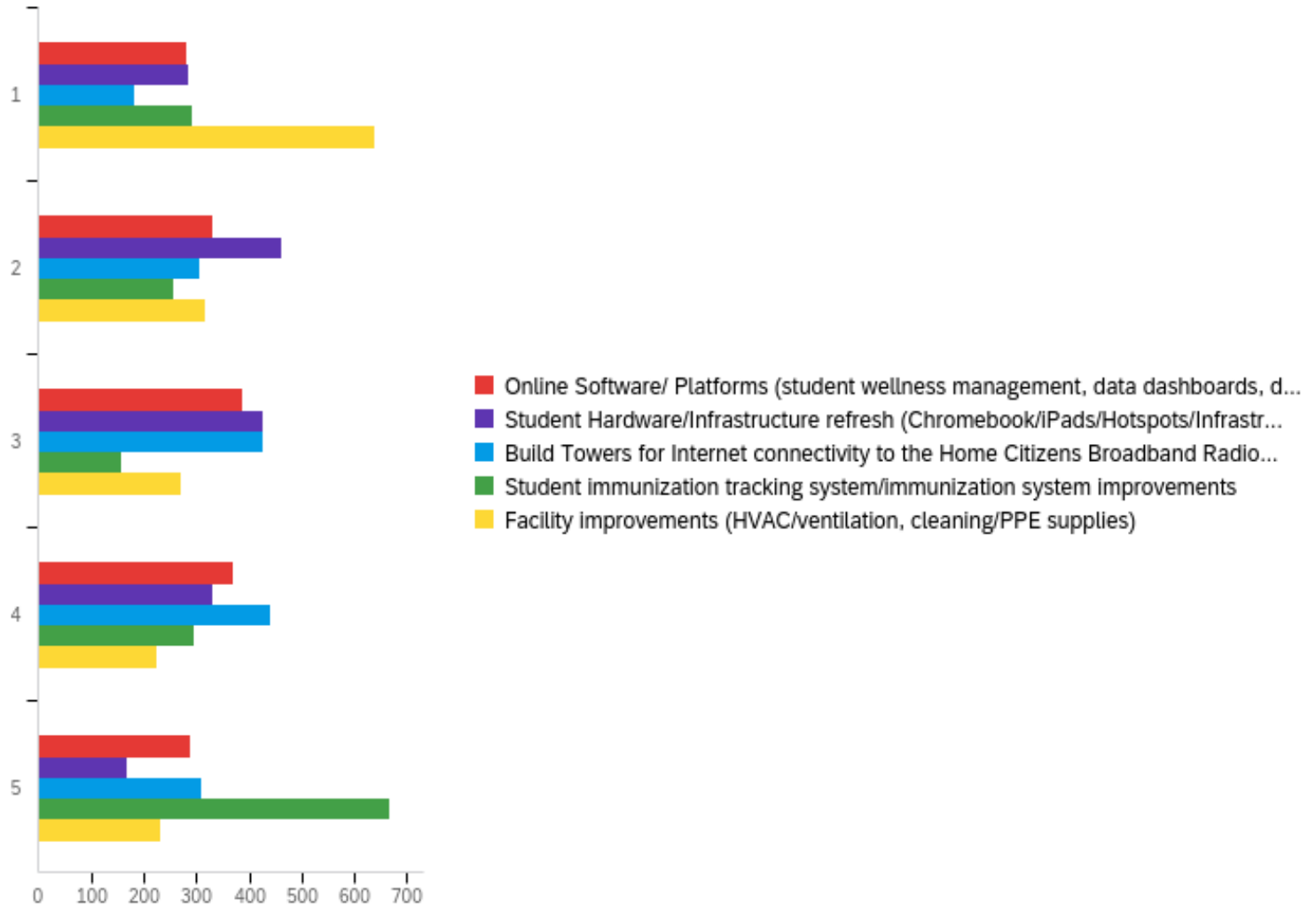
Q18 - Rate the following investments in family mental health support from 1-6. 1 = most important, 6 = least important. Each number can only be used once.



Q18 - Rate the following investments in family mental health support from 1-6. 1 = most important, 6 = least important. Each number can only be used once.

#	Field	Minimum	Maximum	Mean	Std Deviation	Variance	Count
1	Parent and Community Leadership Training	1.00	6.00	3.33	1.85	3.42	1398
2	Summer training opportunities on trauma-informed care for English/Spanish for parents/families	1.00	6.00	3.42	1.52	2.32	1401
3	Support for School Mental Health Center promotion and expansion	1.00	6.00	3.49	1.84	3.38	1409
4	Increased outreach materials centered on mental health supports for families during food distribution	1.00	6.00	3.52	1.44	2.07	1404
5	On-site training in different therapeutic techniques for Licensed Mental Health Providers (LMHP) and school counselors	1.00	6.00	3.60	1.84	3.39	1432
6	Student Wellness Fair	1.00	6.00	3.61	1.68	2.82	1402

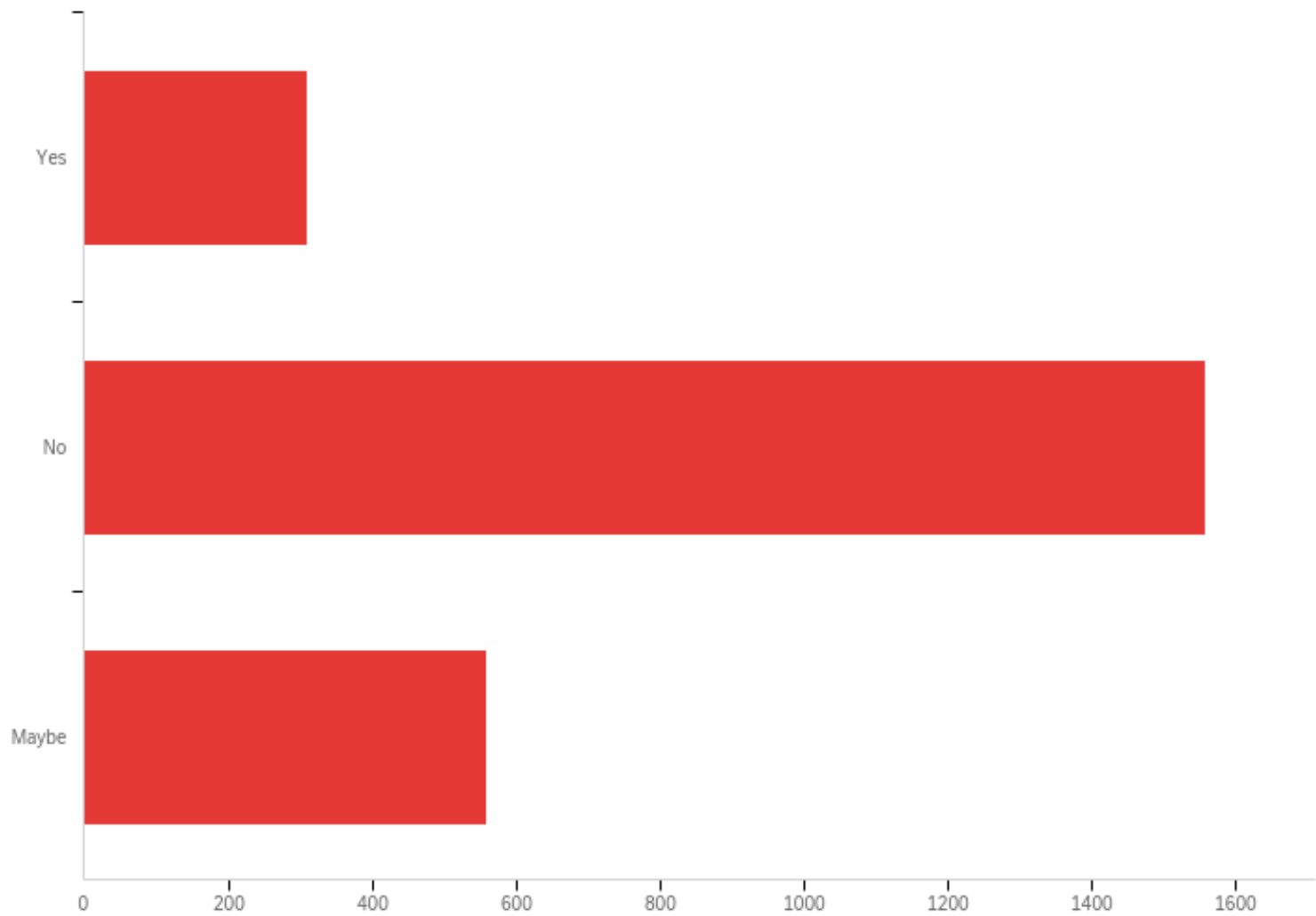
Q21 - Rate the following facility and technology investments from 1-5. 1 = most important, 5 = least important. Each number can only be used once.



Q21 - Rate the following facility and technology investments from 1-5. 1 = most important, 5 = least important. Each number can only be used once.

#	Field	Minimum	Maximum	Mean	Std Deviation	Variance	Count
1	Facility improvements (HVAC/ventilation, cleaning/PPE supplies)	1.00	5.00	2.46	1.45	2.11	1679
2	Student Hardware/Infrastructure refresh (Chromebook/iPads/Hotspots/Infrastructure)	1.00	5.00	2.78	1.23	1.51	1669
3	Online Software/ Platforms (student wellness management, data dashboards, digital tools for student learning)	1.00	5.00	3.04	1.34	1.79	1661
4	Build Towers for Internet connectivity to the Home Citizens Broadband Radio Service (CBRS)	1.00	5.00	3.24	1.26	1.58	1662
5	Student immunization tracking system/immunization system improvements	1.00	5.00	3.47	1.55	2.40	1667

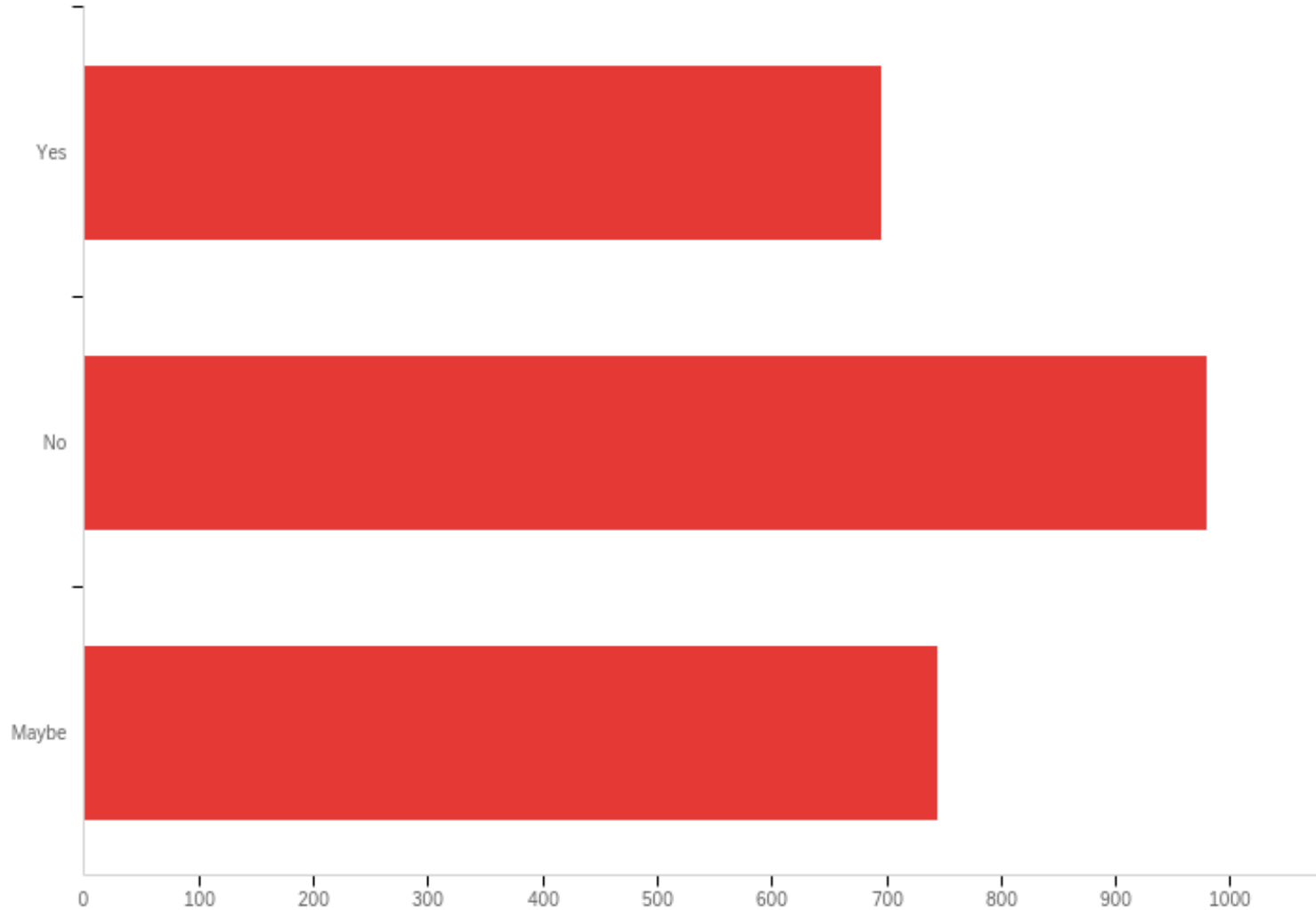
Q24 - If AISD is allowed to offer a fully virtual school option, would you/your child be interested in participating?



Q24 - If AISD is allowed to offer a fully virtual school option, would you/your child be interested in participating?

#	Answer	%	Count
1	Yes	12.75%	309
2	No	64.23%	1557
3	Maybe	23.02%	558
	Total	100%	2424

Q26 - If AISD is allowed to offer hybrid virtual instruction such as single courses offered virtually for students districtwide, would you/your child be interested in participating?



Q26 - If AISD is allowed to offer hybrid virtual instruction such as single courses offered virtually for students districtwide, would you/your child be interested in participating?

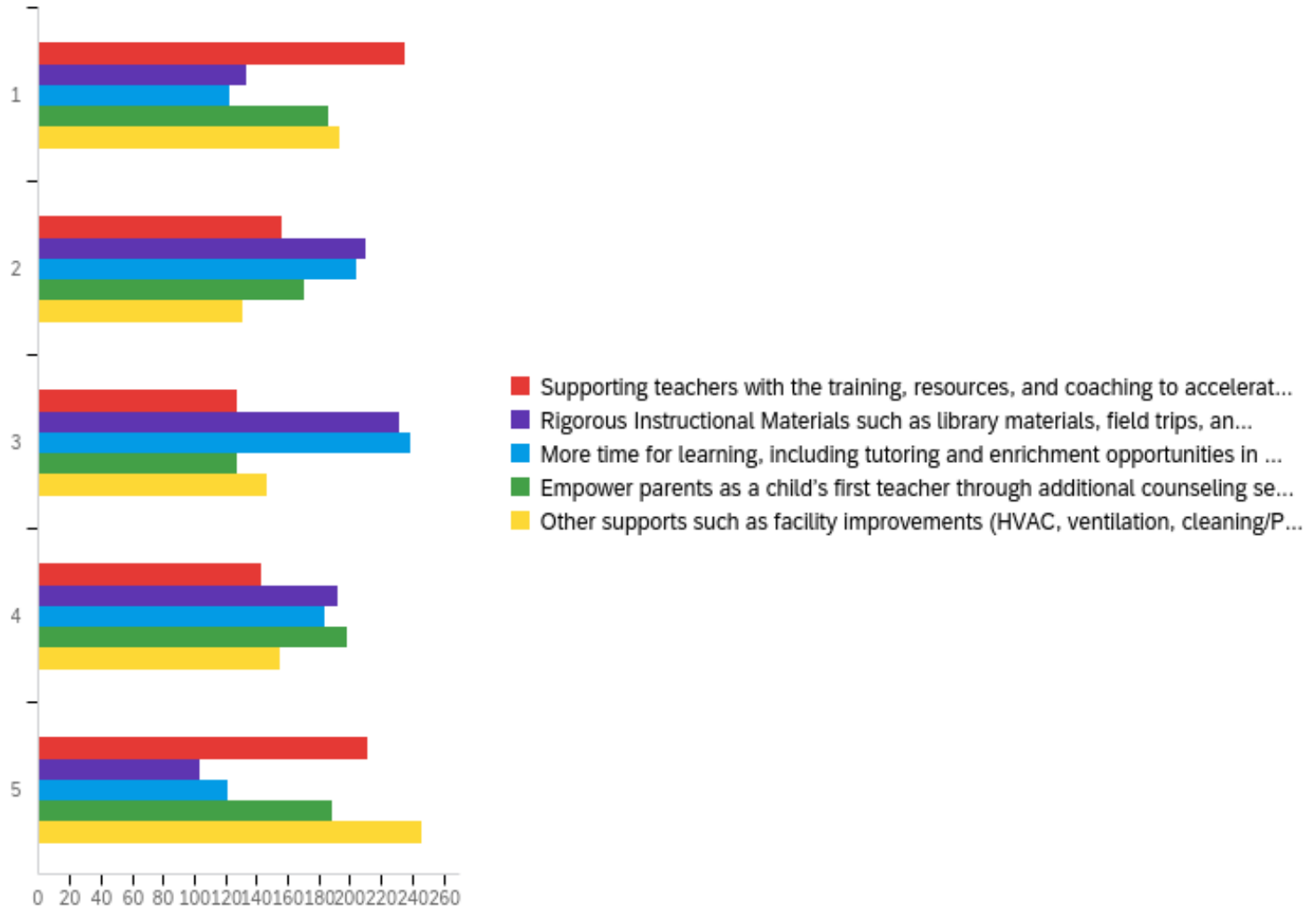
#	Answer	%	Count
1	Yes	28.76%	696
2	No	40.45%	979
3	Maybe	30.79%	745
	Total	100%	2420

ESSER Survey Results (Hispanic-identified respondents)

ESSER III Funds Community Survey

June 23rd 2021, 7:51 am MDT

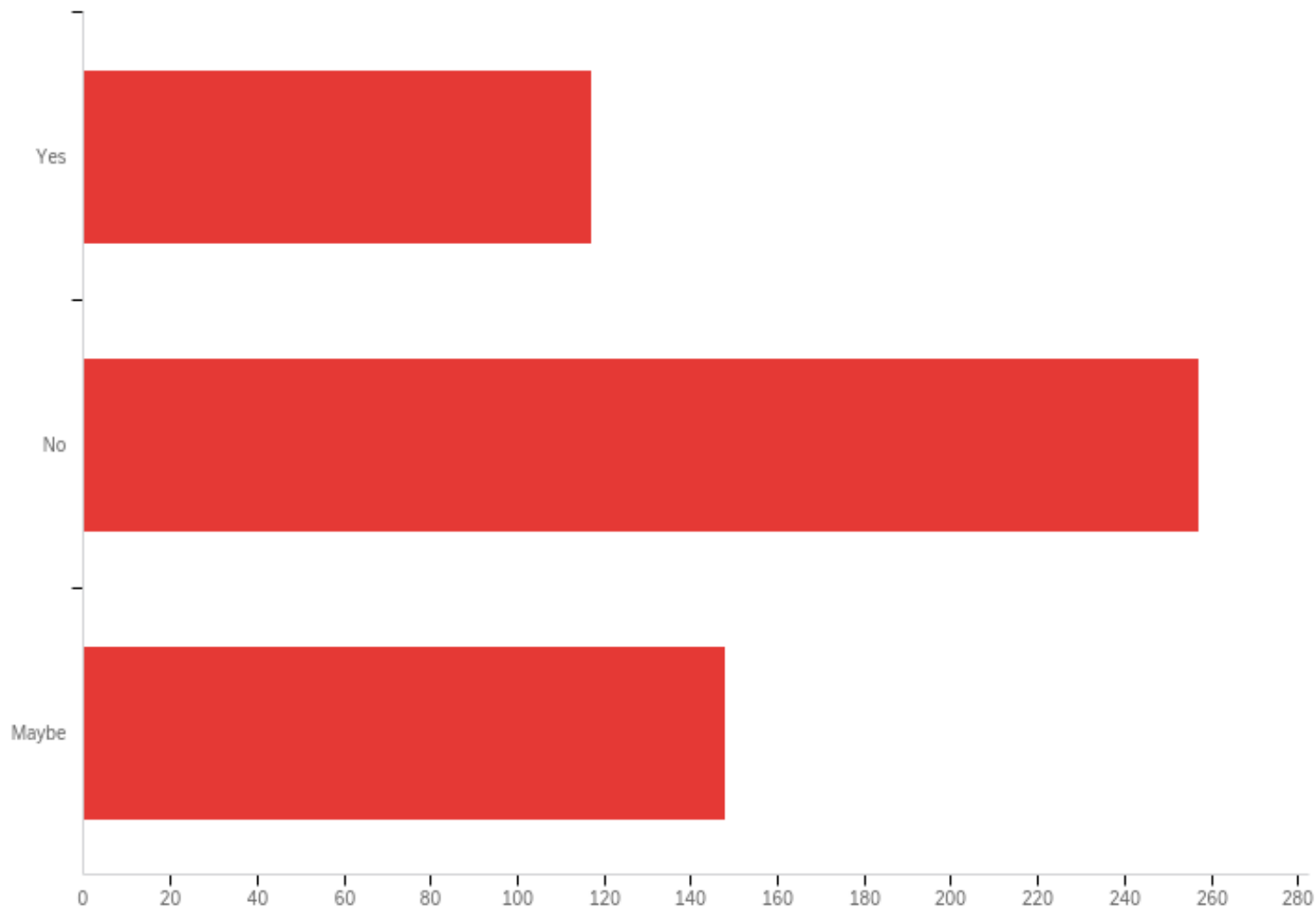
Q3 - The Texas Education Agency (TEA) is allowing districts to spend the federal funds in five major categories. Please rank the categories in order from most impactful (1) to least impactful (5) for addressing student usage.



Q3 - The Texas Education Agency (TEA) is allowing districts to spend the federal funds in five major categories. Please rank the categories in order from most impactful (1) to least impactful (5) for addressing students' needs that arose during COVID-19. Each number can only be used once.

#	Field	Minimum	Maximum	Mean	Std Deviation	Variance	Count
1	Rigorous Instructional Materials	1.00	5.00	2.91	1.24	1.54	872
2	Supporting teachers	1.00	5.00	2.93	1.54	2.38	872
3	More time for learning	1.00	5.00	2.97	1.25	1.57	872
4	Empower parents as a child's first teacher	1.00	5.00	3.04	1.46	2.14	872
5	Other supports such as facility improvements and new technology.	1.00	5.00	3.15	1.52	2.32	872

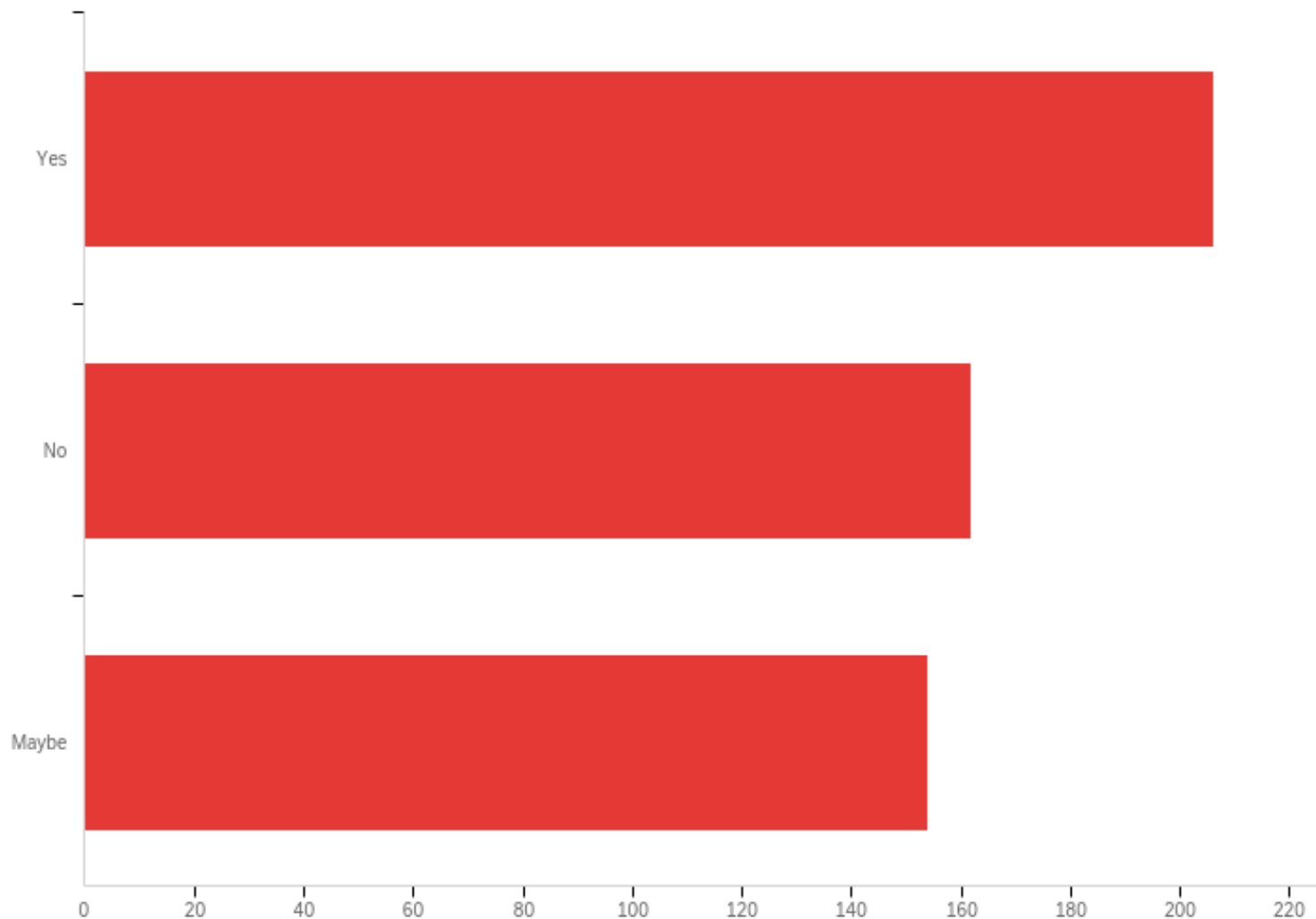
Q24 - If AISD is allowed to offer a fully virtual school option, would you/your child be interested in participating?



Q24 - If AISD is allowed to offer a fully virtual school option, would you/your child be interested in participating?

#	Answer	%	Count
1	Yes	22.41%	117
2	No	49.23%	257
3	Maybe	28.35%	148
	Total	100%	522

Q26 - If AISD is allowed to offer hybrid virtual instruction such as single courses offered virtually for students districtwide, would you/your child be interested in participating?



Q26 - If AISD is allowed to offer hybrid virtual instruction such as single courses offered virtually for students districtwide, would you/your child be interested in participating?

#	Answer	%	Count
1	Yes	39.46%	206
2	No	31.03%	162
3	Maybe	29.50%	154
	Total	100%	522

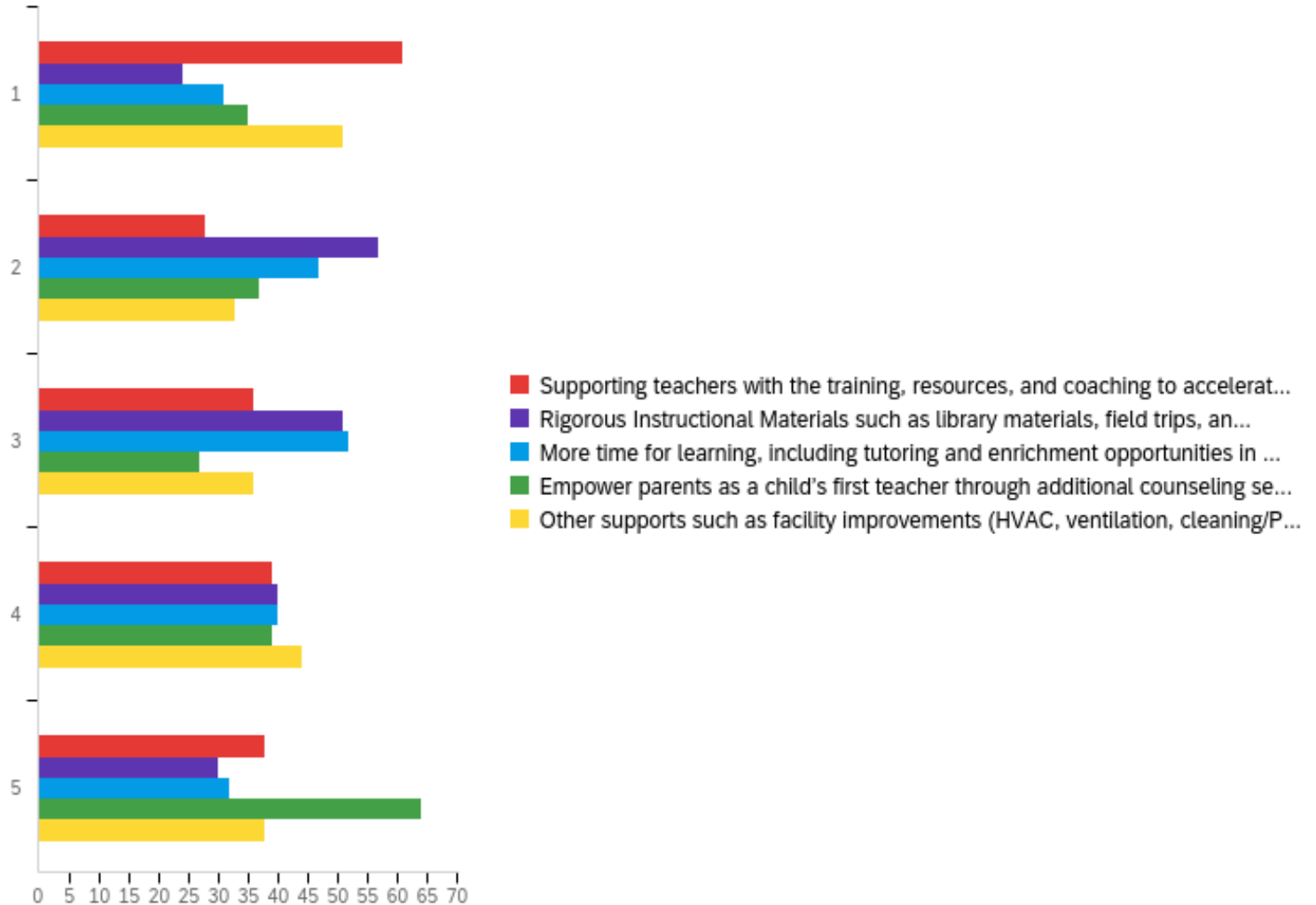
ESSER Survey Results (Black/African American- identified respondents)

ESSER III Funds Community Survey

June 23rd 2021, 7:55 am MDT

Q3 - The Texas Education Agency (TEA) is allowing districts to spend the federal funds in five major categories. Please rank the categories in order from most impactful (1) to least impactful (5) for addressing

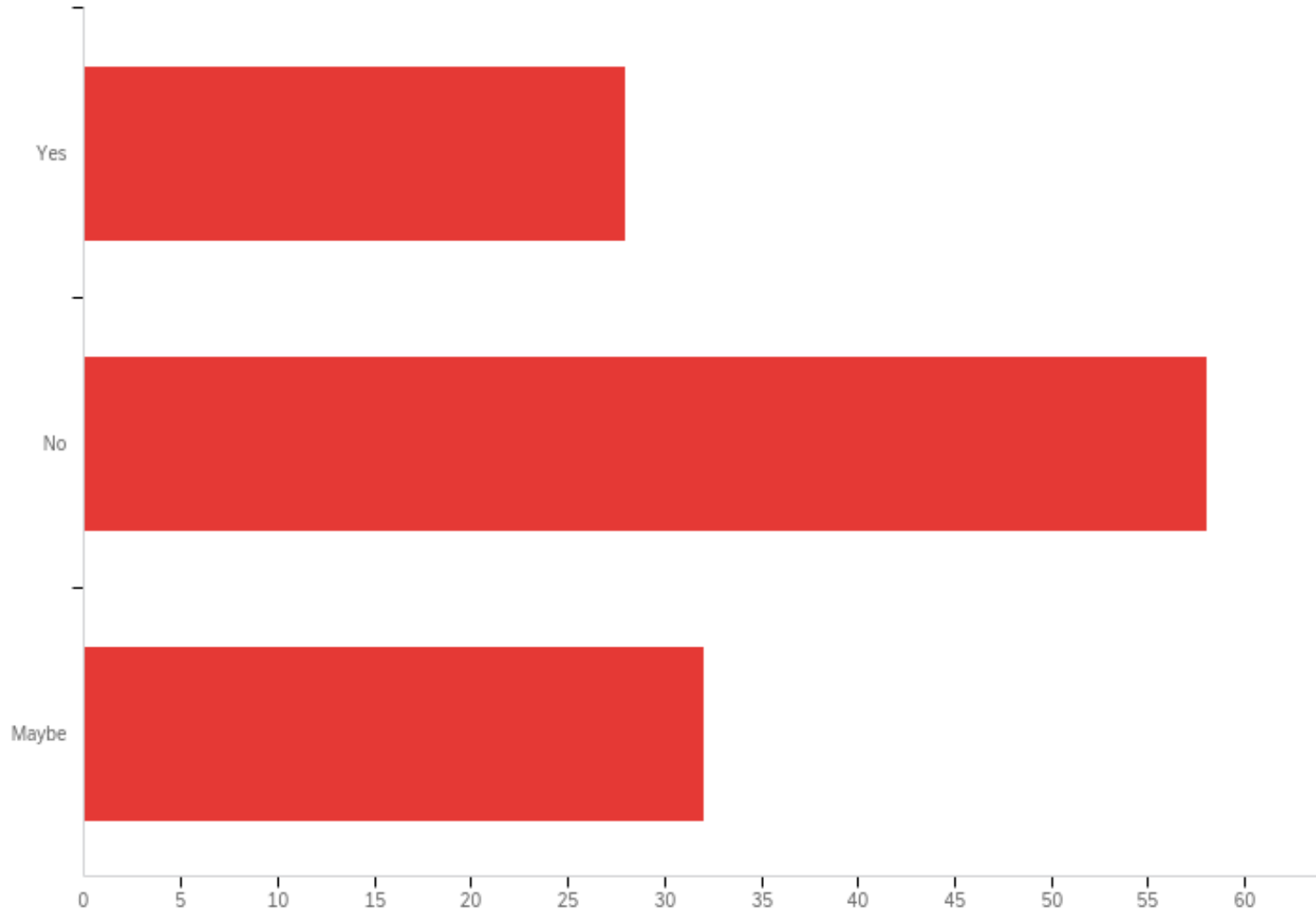
stu
US



Q3 - The Texas Education Agency (TEA) is allowing districts to spend the federal funds in five major categories. Please rank the categories in order from most impactful (1) to least impactful (5) for addressing students' needs that arose during COVID-19. Each number can only be used once.

#	Field	Minimum	Maximum	Mean	Std Deviation	Variance	Count
1	Supporting teachers	1.00	5.00	2.83	1.50	2.26	202
2	Other supports such as facility improvements and new technology.	1.00	5.00	2.93	1.46	2.14	202
3	Rigorous Instructional Materials	1.00	5.00	2.98	1.24	1.55	202
4	More time for learning	1.00	5.00	2.98	1.30	1.68	202
5	Empower parents as a child's first teacher	1.00	5.00	3.30	1.50	2.25	202

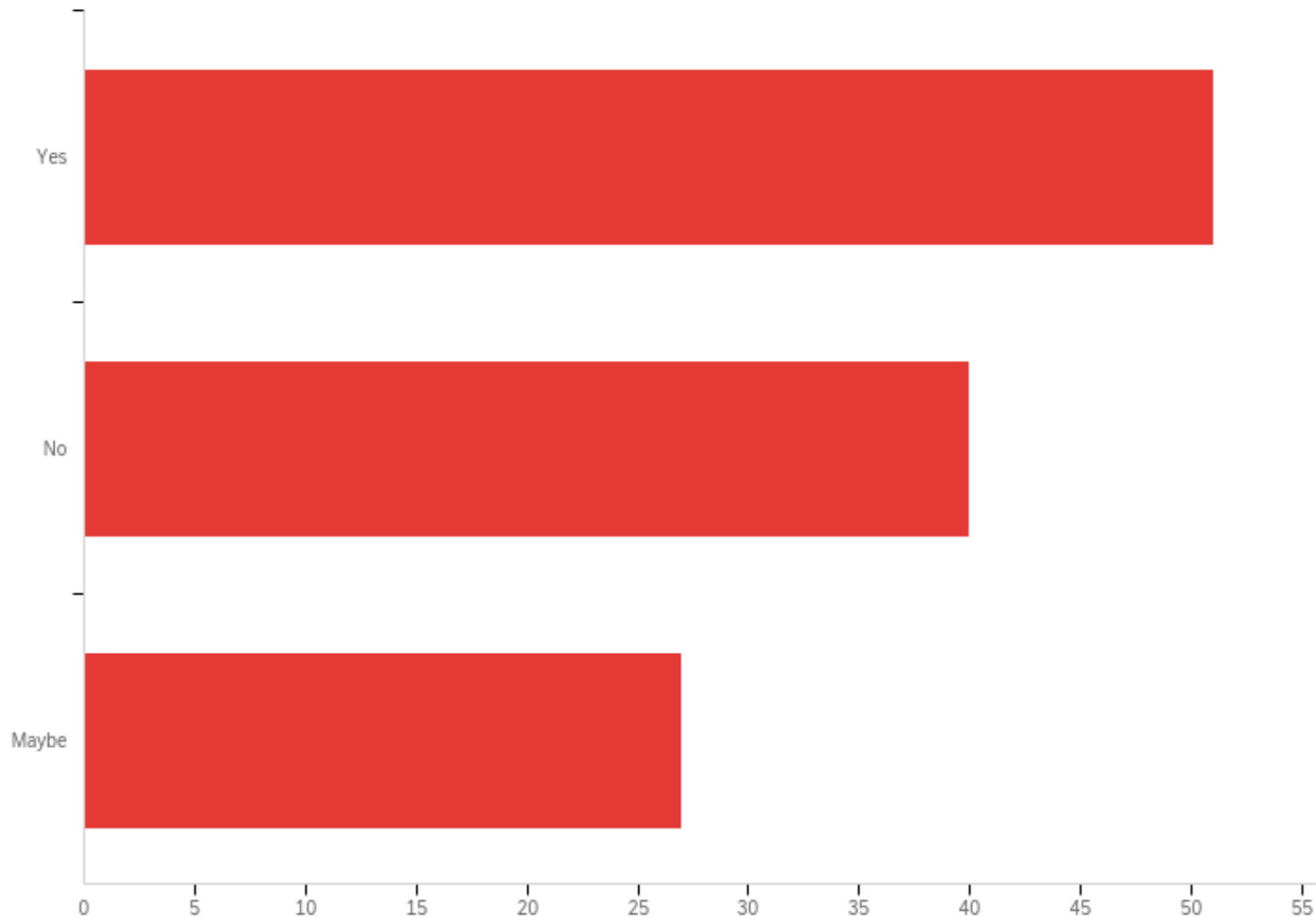
Q24 - If AISD is allowed to offer a fully virtual school option, would you/your child be interested in participating?



Q24 - If AISD is allowed to offer a fully virtual school option, would you/your child be interested in participating?

#	Answer	%	Count
1	Yes	23.73%	28
2	No	49.15%	58
3	Maybe	27.12%	32
	Total	100%	118

Q26 - If AISD is allowed to offer hybrid virtual instruction such as single courses offered virtually for students districtwide, would you/your child be interested in participating?



Q26 - If AISD is allowed to offer hybrid virtual instruction such as single courses offered virtually for students districtwide, would you/your child be interested in participating?

#	Answer	%	Count
1	Yes	43.22%	51
2	No	33.90%	40
3	Maybe	22.88%	27
	Total	100%	118

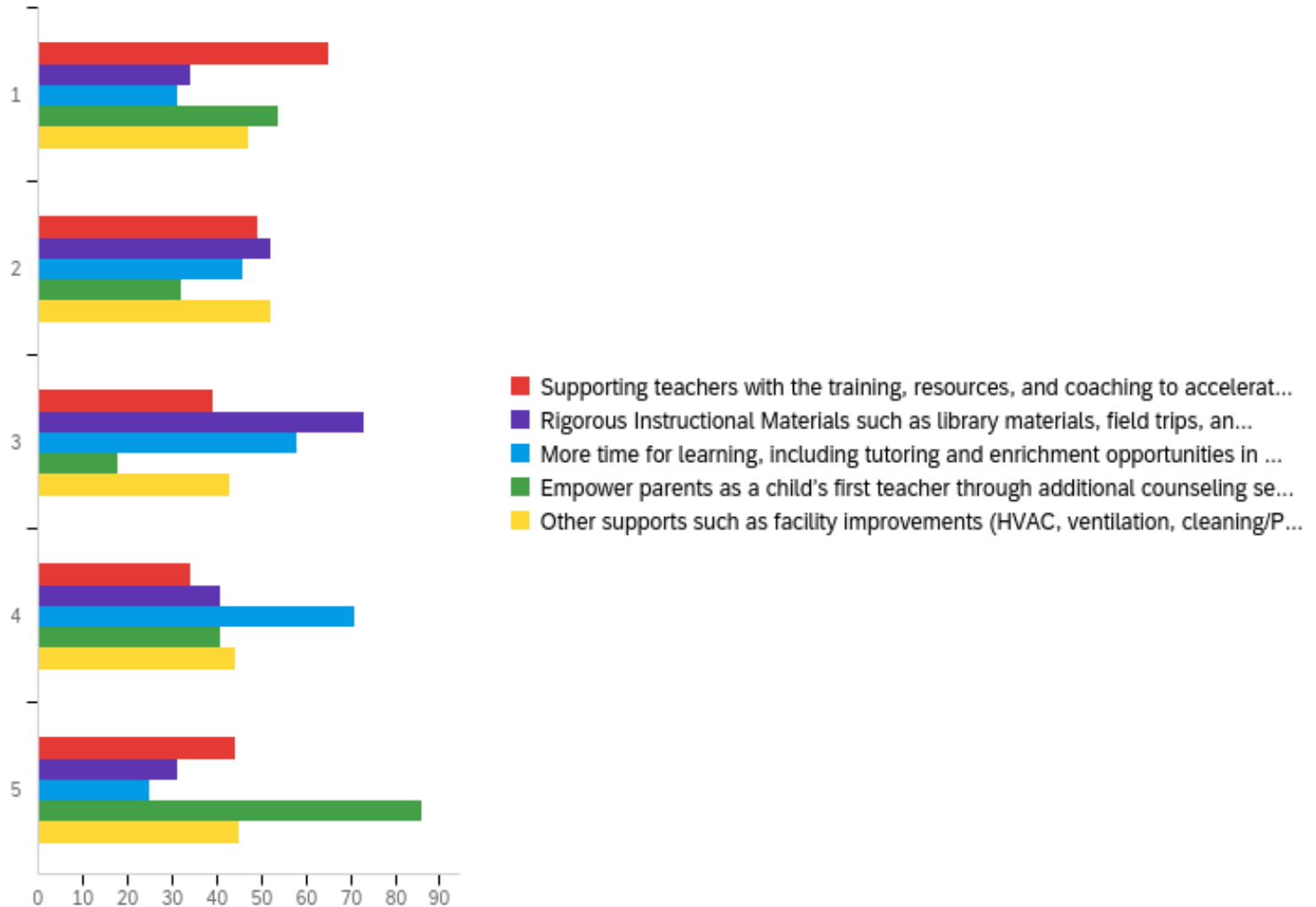
ESSER Survey Results- AAPI-identified respondents

ESSER III Funds Community Survey

June 23rd 2021, 8:11 am MDT

Q3 - The Texas Education Agency (TEA) is allowing districts to spend the federal funds in five major categories. Please rank the categories in order from most impactful (1) to least impactful (5) for addressing

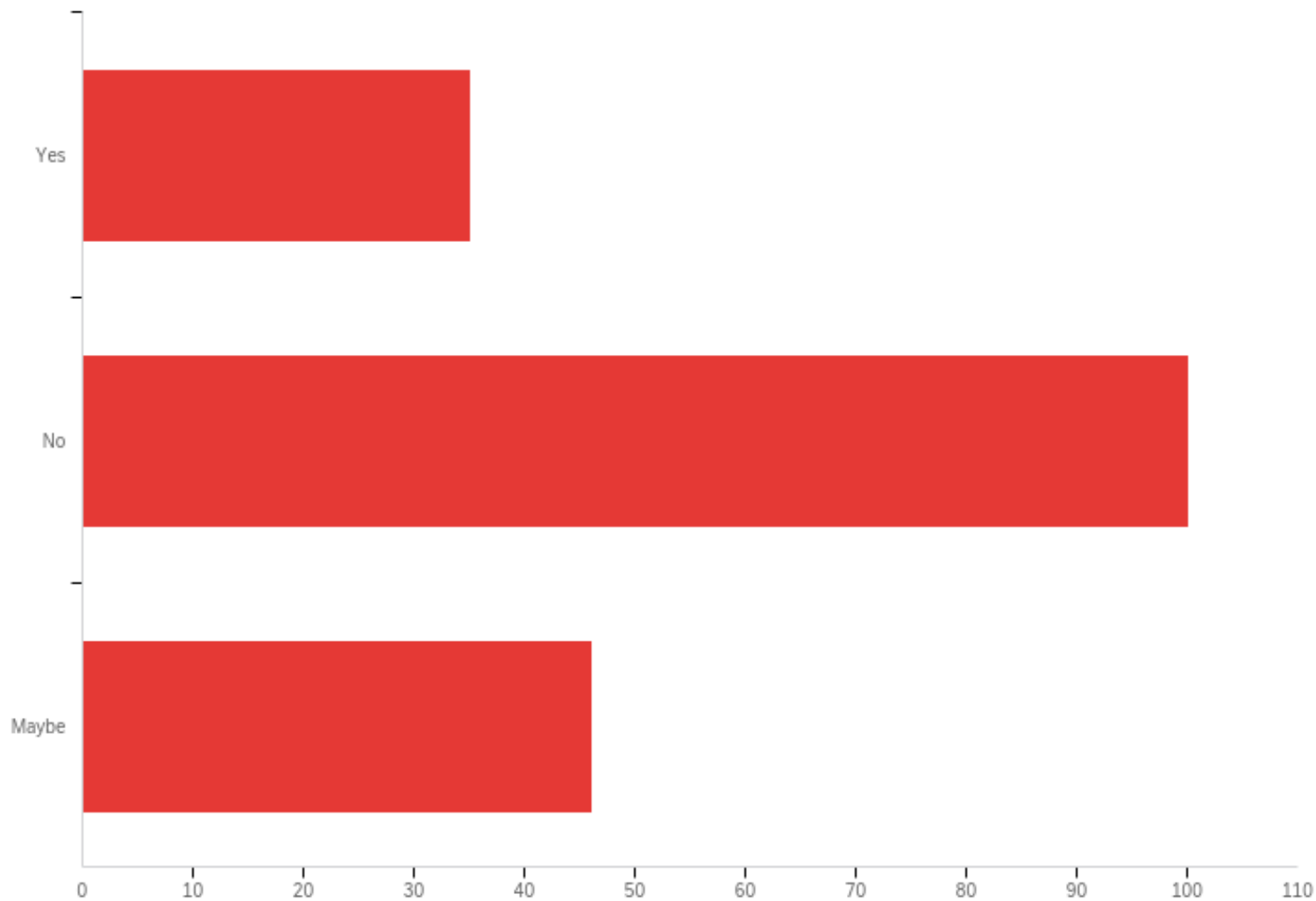
stu
US



Q3 - The Texas Education Agency (TEA) is allowing districts to spend the federal funds in five major categories. Please rank the categories in order from most impactful (1) to least impactful (5) for addressing students' needs that arose during COVID-19. Each number can only be used once.

#	Field	Minimum	Maximum	Mean	Std Deviation	Variance	Count
1	Supporting teachers	1.00	5.00	2.75	1.48	2.19	231
2	Rigorous Instructional Materials	1.00	5.00	2.93	1.23	1.52	231
3	Other supports such as facility improvements and new technology.	1.00	5.00	2.95	1.42	2.01	231
4	More time for learning	1.00	5.00	3.06	1.21	1.47	231
5	Empower parents as a child's first teacher	1.00	5.00	3.32	1.62	2.64	231

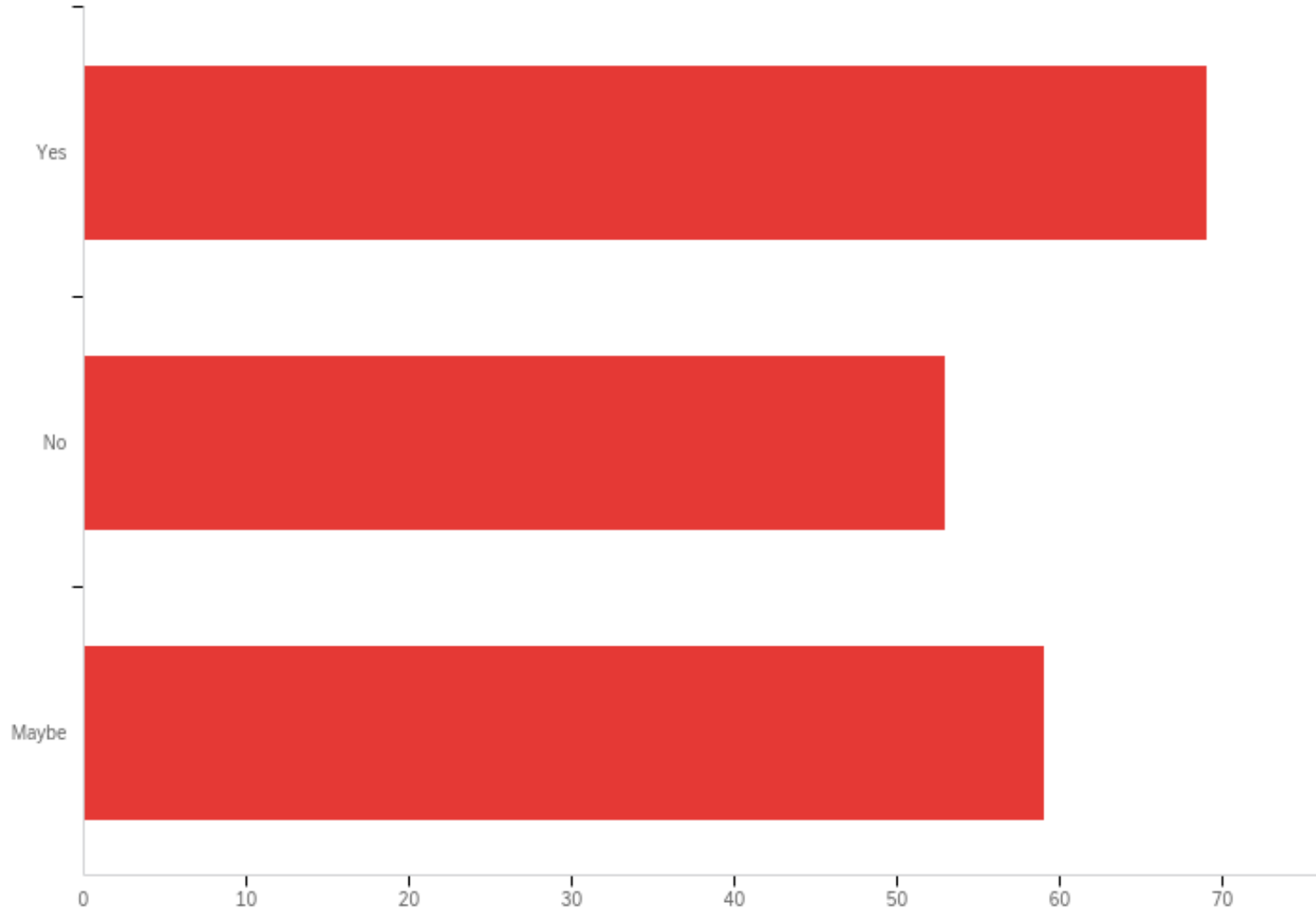
Q24 - If AISD is allowed to offer a fully virtual school option, would you/your child be interested in participating?



Q24 - If AISD is allowed to offer a fully virtual school option, would you/your child be interested in participating?

#	Answer	%	Count
1	Yes	19.34%	35
2	No	55.25%	100
3	Maybe	25.41%	46
	Total	100%	181

Q26 - If AISD is allowed to offer hybrid virtual instruction such as single courses offered virtually for students districtwide, would you/your child be interested in participating?



Q26 - If AISD is allowed to offer hybrid virtual instruction such as single courses offered virtually for students districtwide, would you/your child be interested in participating?

#	Answer	%	Count
1	Yes	38.12%	69
2	No	29.28%	53
3	Maybe	32.60%	59
	Total	100%	181

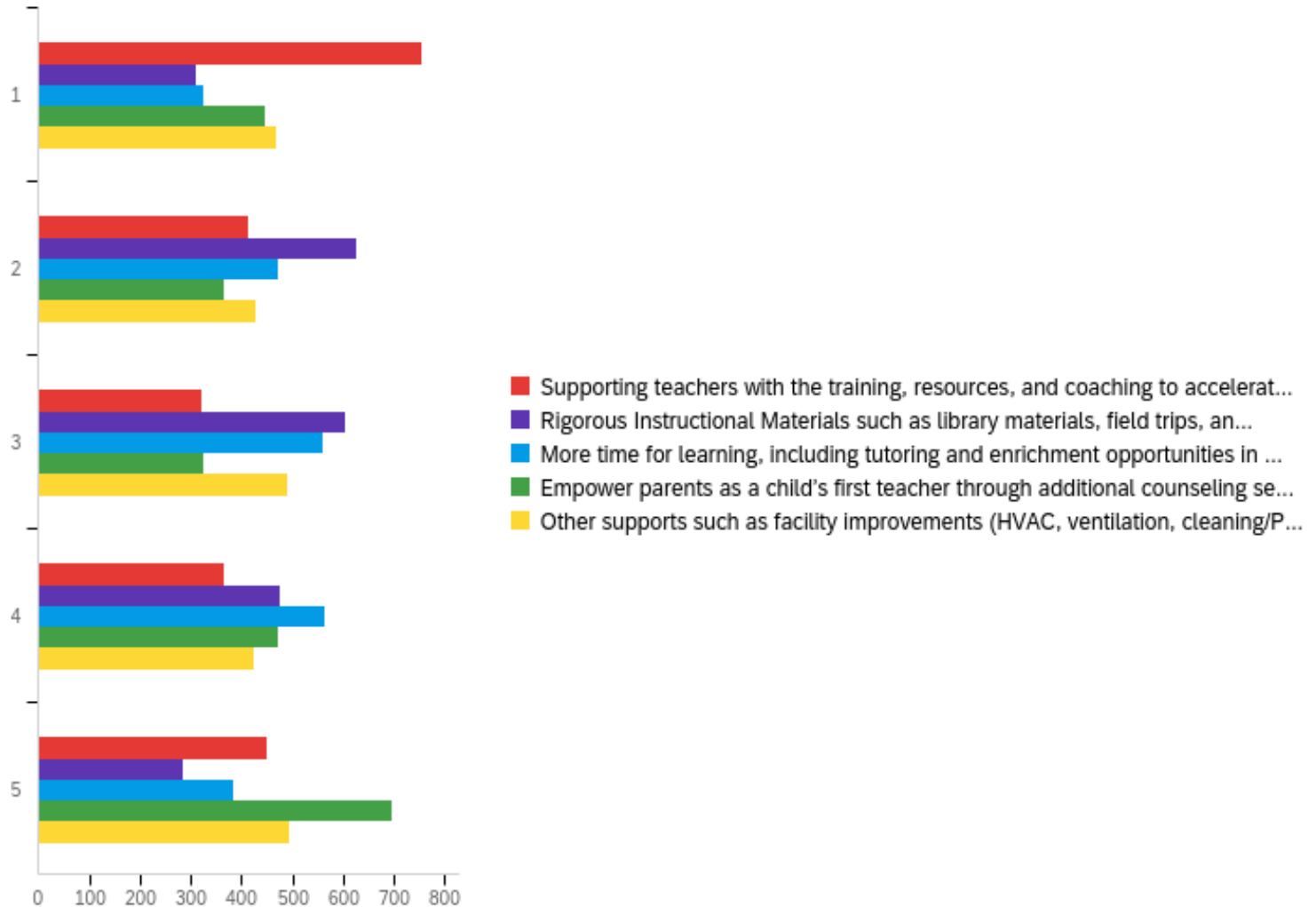
ESSER Survey Results- White-identified respondents

ESSER III Funds Community Survey

June 23rd 2021, 8:04 am MDT

Q3 - The Texas Education Agency (TEA) is allowing districts to spend the federal funds in five major categories. Please rank the categories in order from most impactful (1) to least impactful (5) for addressing

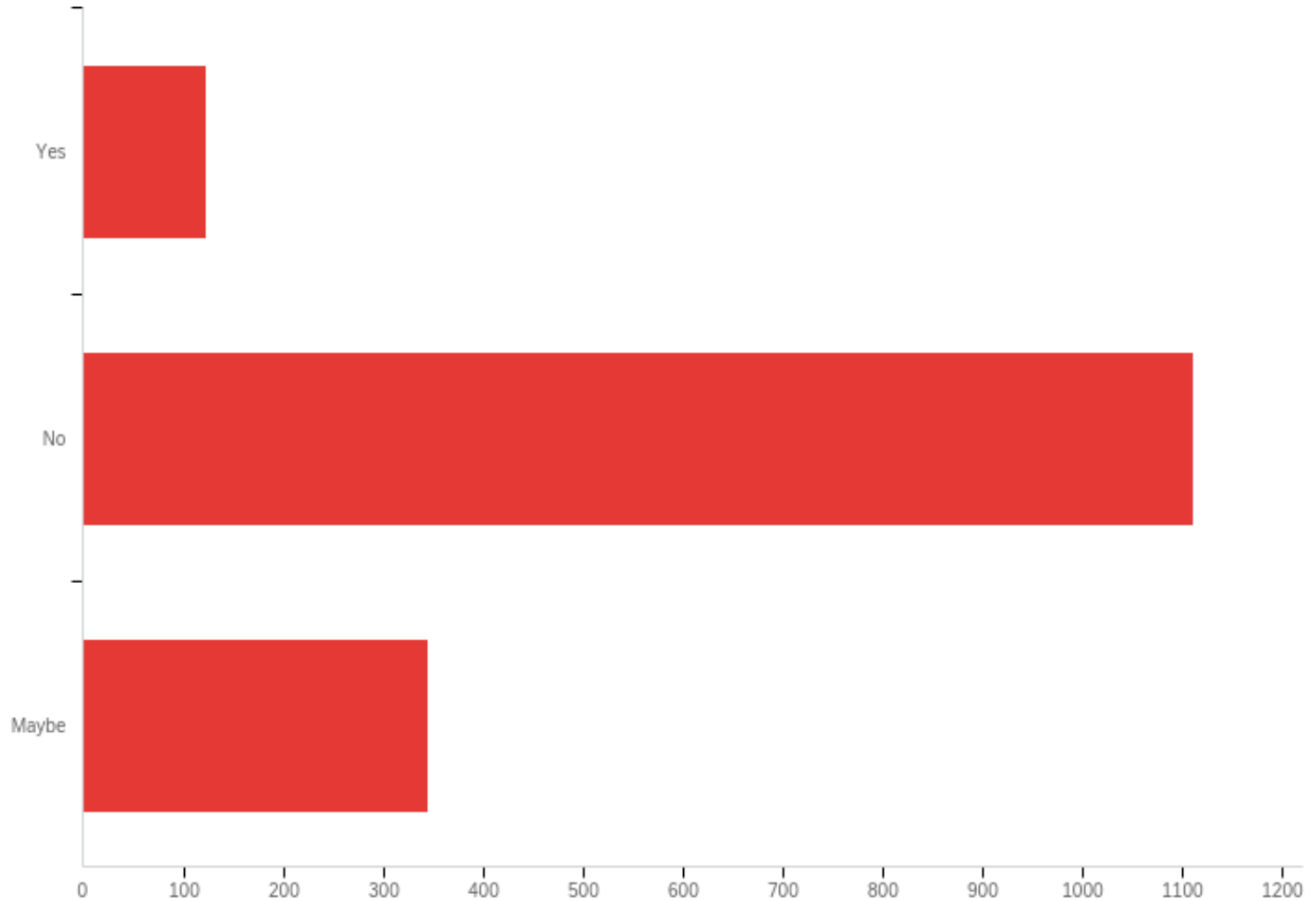
stu
US



Q3 - The Texas Education Agency (TEA) is allowing districts to spend the federal funds in five major categories. Please rank the categories in order from most impactful (1) to least impactful (5) for addressing students' needs that arose during COVID-19. Each number can only be used once.

#	Field	Minimum	Maximum	Mean	Std Deviation	Variance	Count
1	Supporting teachers	1.00	5.00	2.71	1.53	2.34	2306
2	Rigorous Instructional Materials	1.00	5.00	2.91	1.23	1.51	2306
3	Other supports such as facility improvements and new technology.	1.00	5.00	3.02	1.43	2.04	2306
4	More time for learning	1.00	5.00	3.09	1.29	1.67	2306
5	Empower parents as a child's first teacher	1.00	5.00	3.26	1.51	2.27	2306

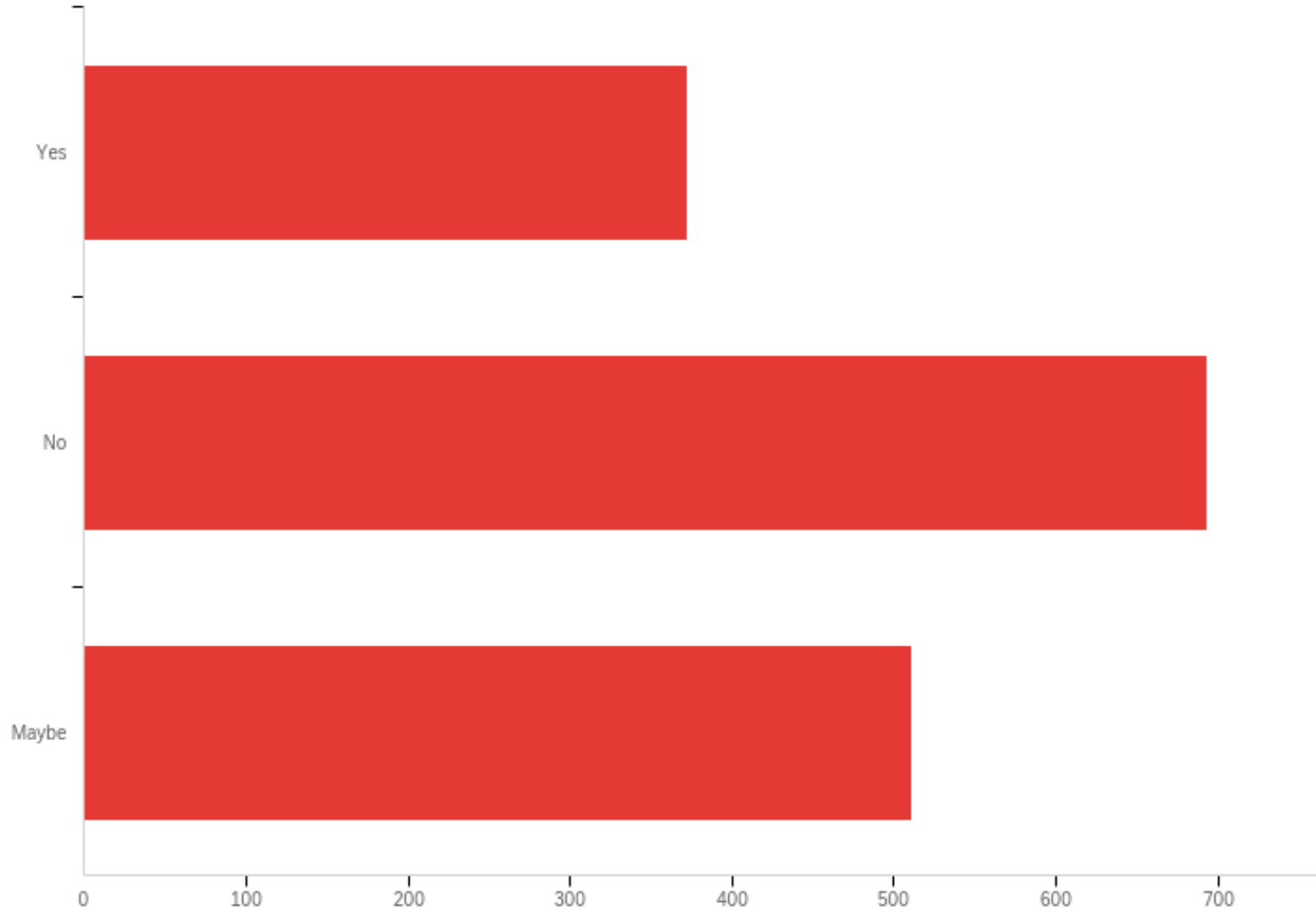
Q24 - If AISD is allowed to offer a fully virtual school option, would you/your child be interested in participating?



Q24 - If AISD is allowed to offer a fully virtual school option, would you/your child be interested in participating?

#	Answer	%	Count
1	Yes	7.84%	124
2	No	70.27%	1111
3	Maybe	21.88%	346
	Total	100%	1581

Q26 - If AISD is allowed to offer hybrid virtual instruction such as single courses offered virtually for students districtwide, would you/your child be interested in participating?



Q26 - If AISD is allowed to offer hybrid virtual instruction such as single courses offered virtually for students districtwide, would you/your child be interested in participating?

#	Answer	%	Count
1	Yes	23.65%	373
2	No	43.94%	693
3	Maybe	32.40%	511
	Total	100%	1577

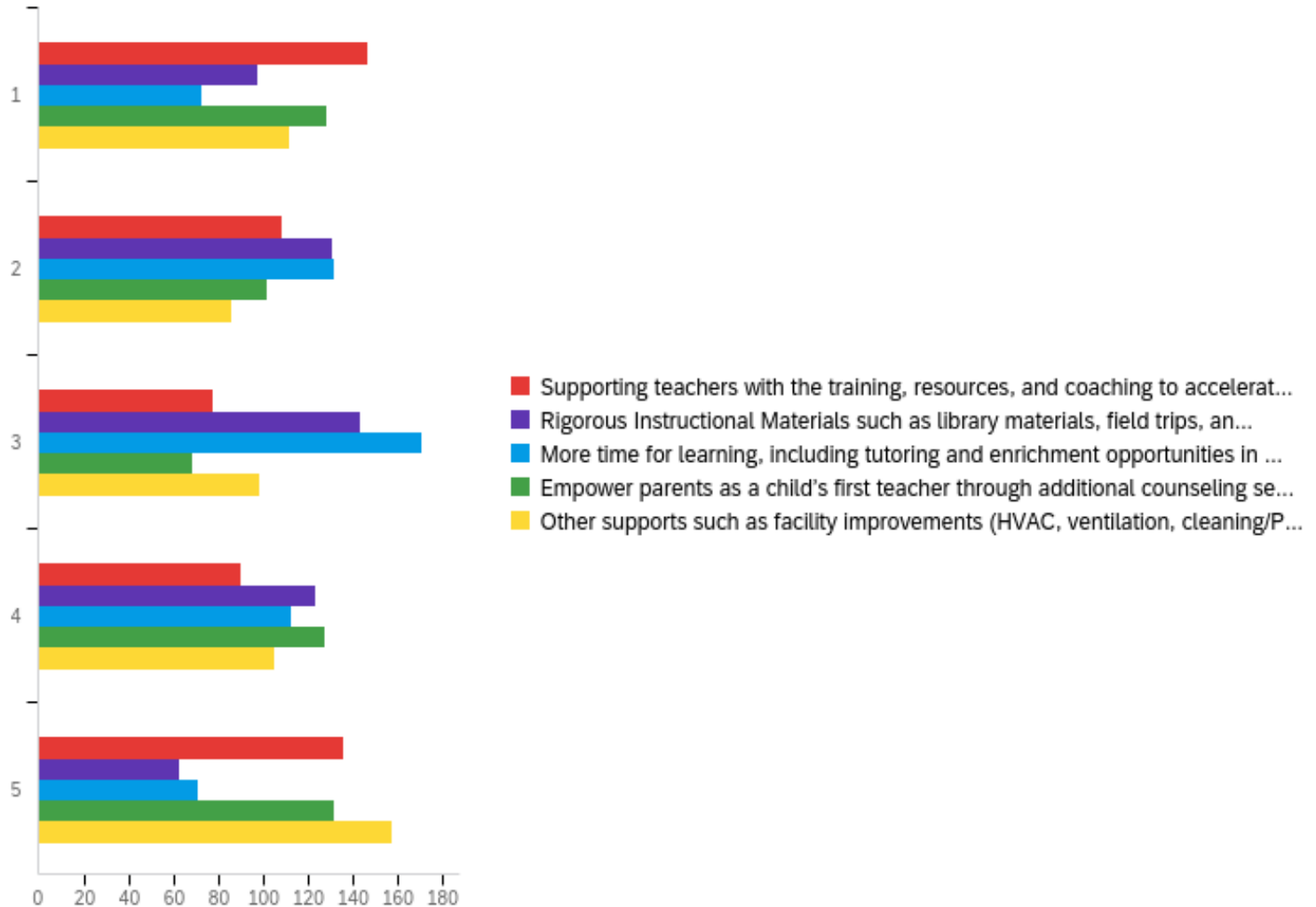
ESSER Survey Results (Hispanic-identified families)

ESSER III Funds Community Survey

June 23rd 2021, 9:21 am MDT

Q3 - The Texas Education Agency (TEA) is allowing districts to spend the federal funds in five major categories. Please rank the categories in order from most impactful (1) to least impactful (5) for addressing

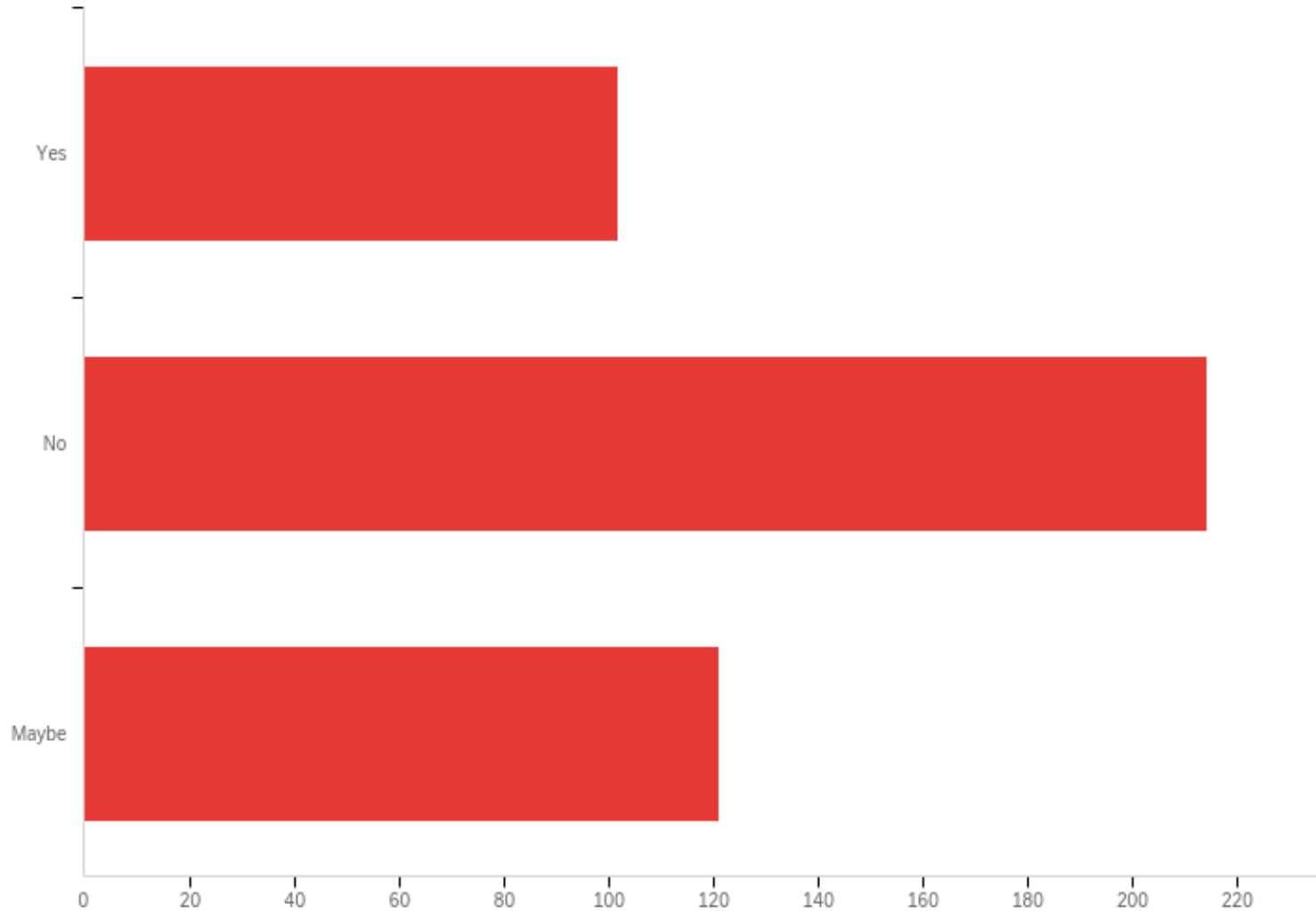
stu
USC



Q3 - The Texas Education Agency (TEA) is allowing districts to spend the federal funds in five major categories. Please rank the categories in order from most impactful (1) to least impactful (5) for addressing students' needs that arose during COVID-19. Each number can only be used once.

#	Field	Minimum	Maximum	Mean	Std Deviation	Variance	Count
1	Rigorous Instructional Materials	1.00	5.00	2.86	1.26	1.59	560
2	Supporting teachers	1.00	5.00	2.93	1.54	2.37	560
3	More time for learning	1.00	5.00	2.96	1.21	1.46	560
4	Empower parents as a child's first teacher	1.00	5.00	3.06	1.51	2.27	560
5	Other supports such as facility improvements and new technology.	1.00	5.00	3.20	1.49	2.23	560

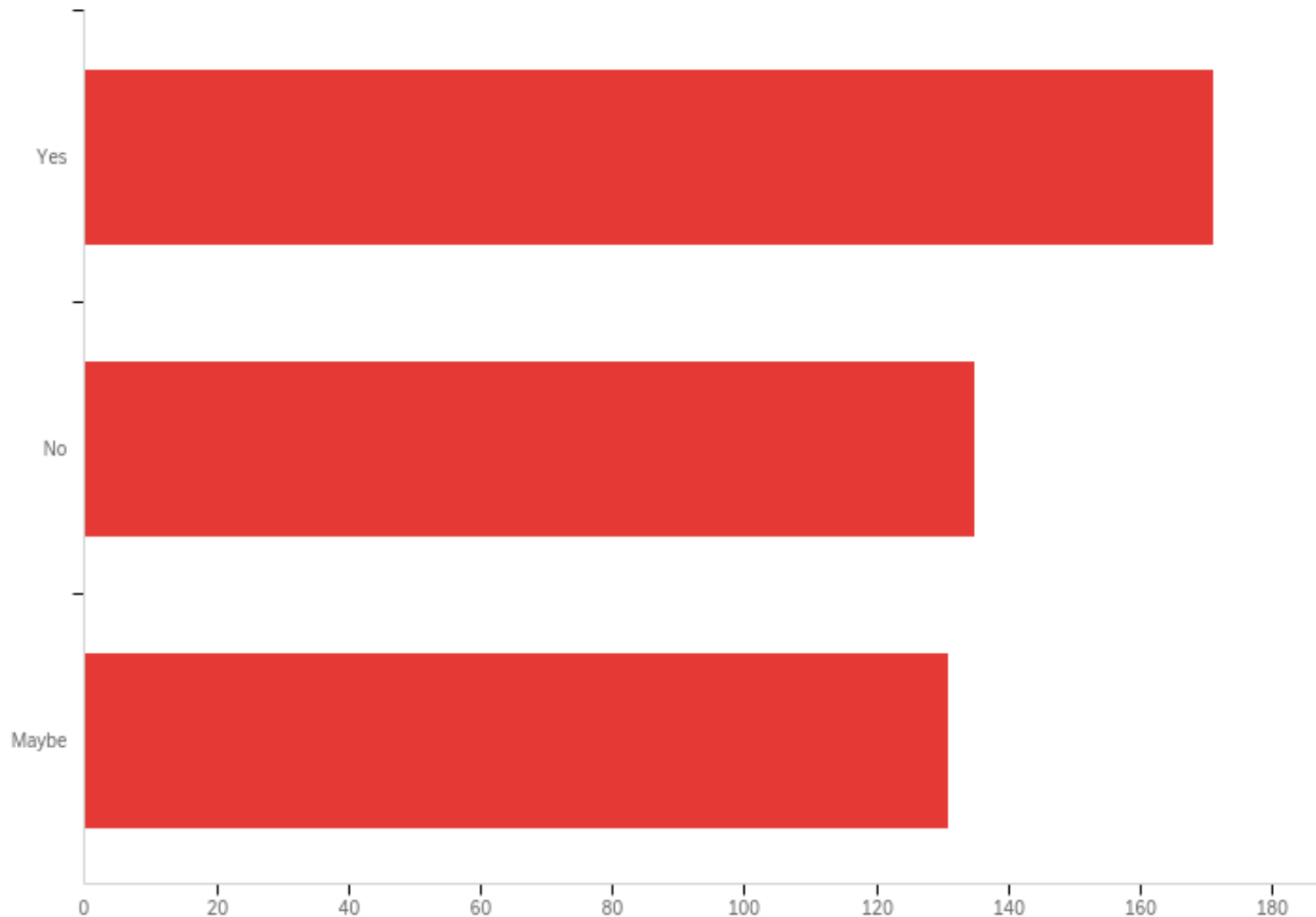
Q24 - If AISD is allowed to offer a fully virtual school option, would you/your child be interested in participating?



Q24 - If AISD is allowed to offer a fully virtual school option, would you/your child be interested in participating?

#	Answer	%	Count
1	Yes	23.34%	102
2	No	48.97%	214
3	Maybe	27.69%	121
	Total	100%	437

Q26 - If AISD is allowed to offer hybrid virtual instruction such as single courses offered virtually for students districtwide, would you/your child be interested in participating?



Q26 - If AISD is allowed to offer hybrid virtual instruction such as single courses offered virtually for students districtwide, would you/your child be interested in participating?

#	Answer	%	Count
1	Yes	39.13%	171
2	No	30.89%	135
3	Maybe	29.98%	131
	Total	100%	437

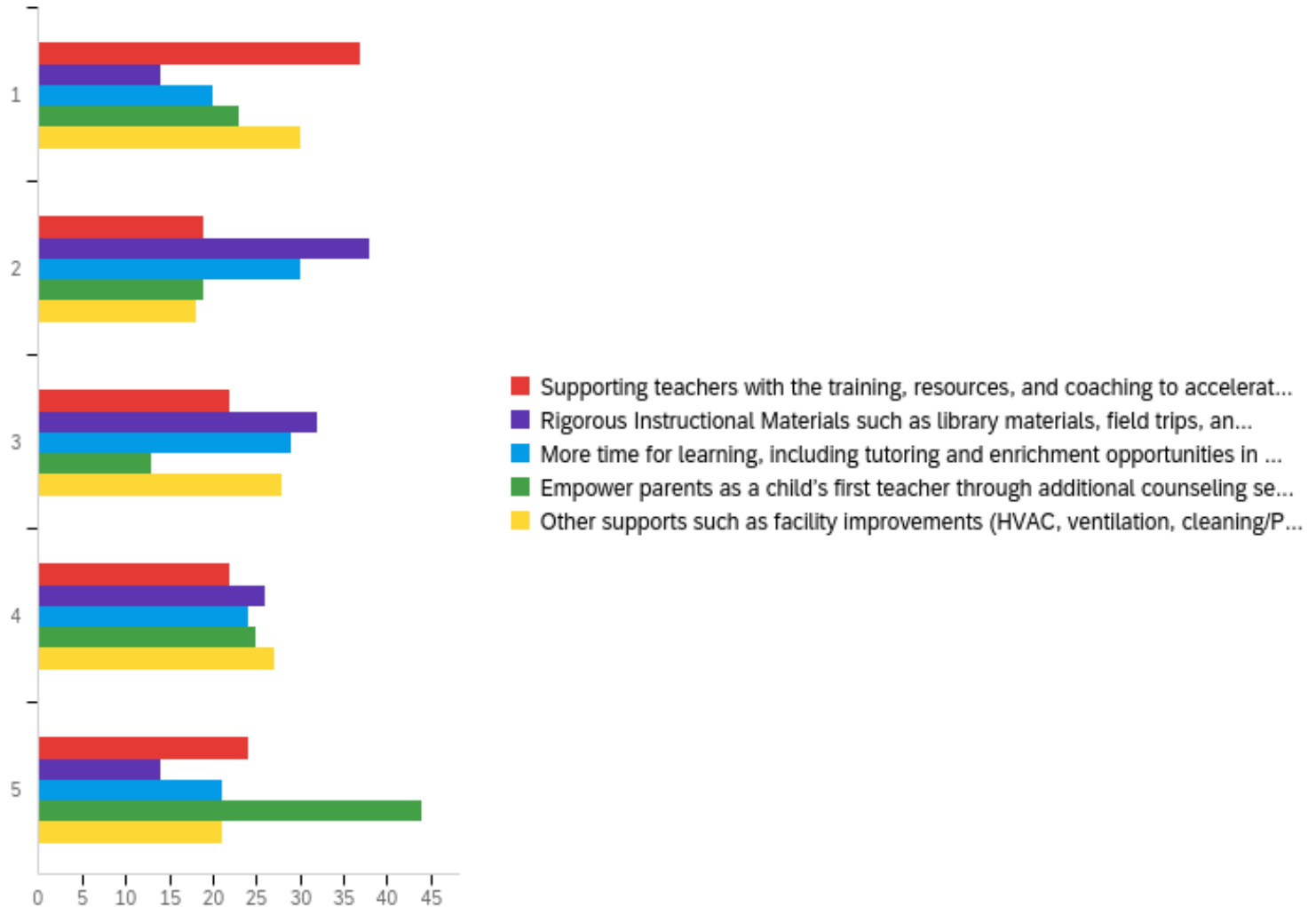
ESSER Survey Results (Black/African American- identified families)

ESSER III Funds Community Survey

June 23rd 2021, 9:28 am MDT

Q3 - The Texas Education Agency (TEA) is allowing districts to spend the federal funds in five major categories. Please rank the categories in order from most impactful (1) to least impactful (5) for addressing

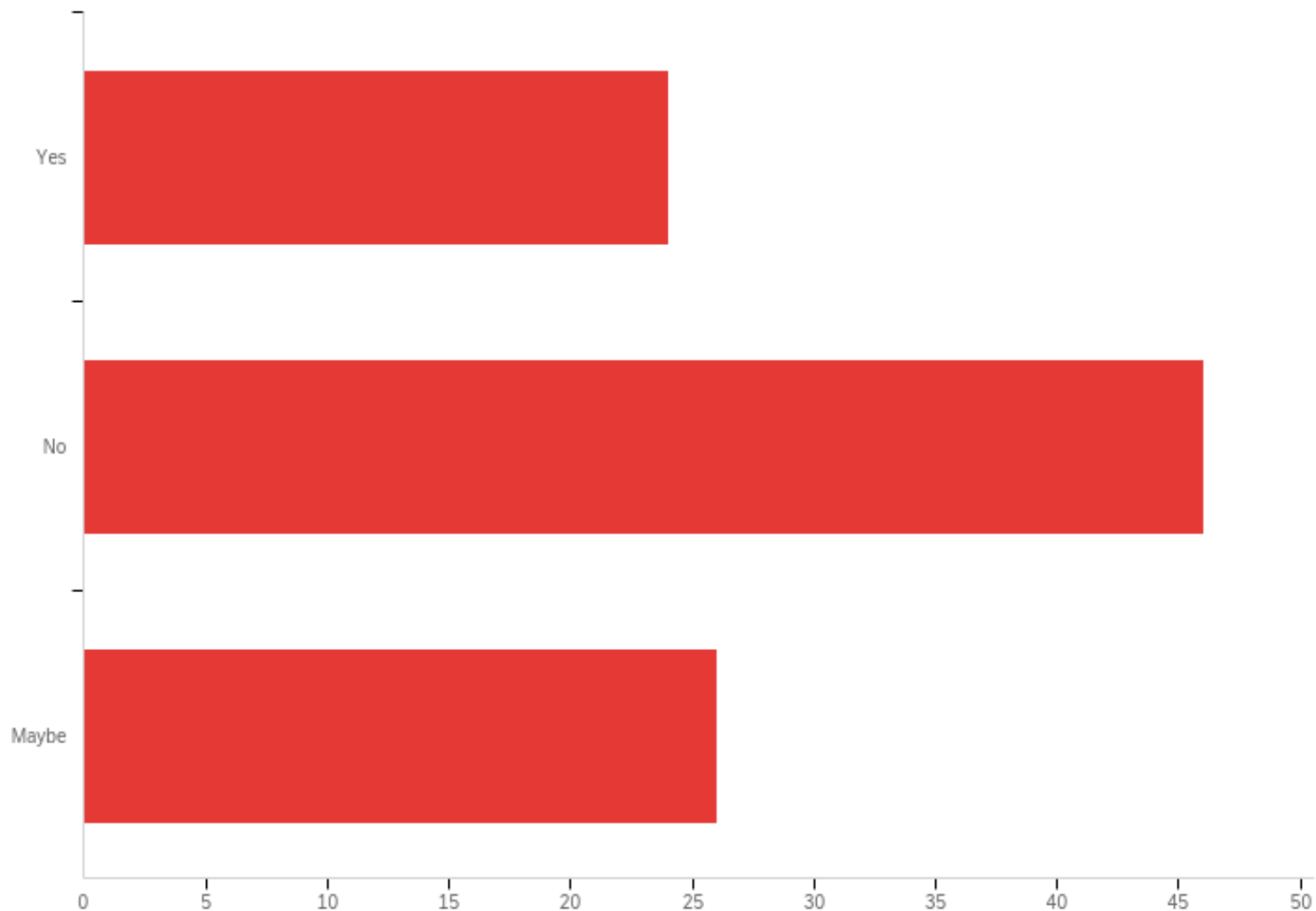
stu
US



Q3 - The Texas Education Agency (TEA) is allowing districts to spend the federal funds in five major categories. Please rank the categories in order from most impactful (1) to least impactful (5) for addressing students' needs that arose during COVID-19. Each number can only be used once.

#	Field	Minimum	Maximum	Mean	Std Deviation	Variance	Count
1	Supporting teachers	1.00	5.00	2.81	1.50	2.26	124
2	Rigorous Instructional Materials	1.00	5.00	2.90	1.19	1.41	124
5	Other supports such as facility improvements and new technology.	1.00	5.00	2.93	1.42	2.00	124
3	More time for learning	1.00	5.00	2.97	1.33	1.76	124
4	Empower parents as a child's first teacher	1.00	5.00	3.39	1.54	2.37	124

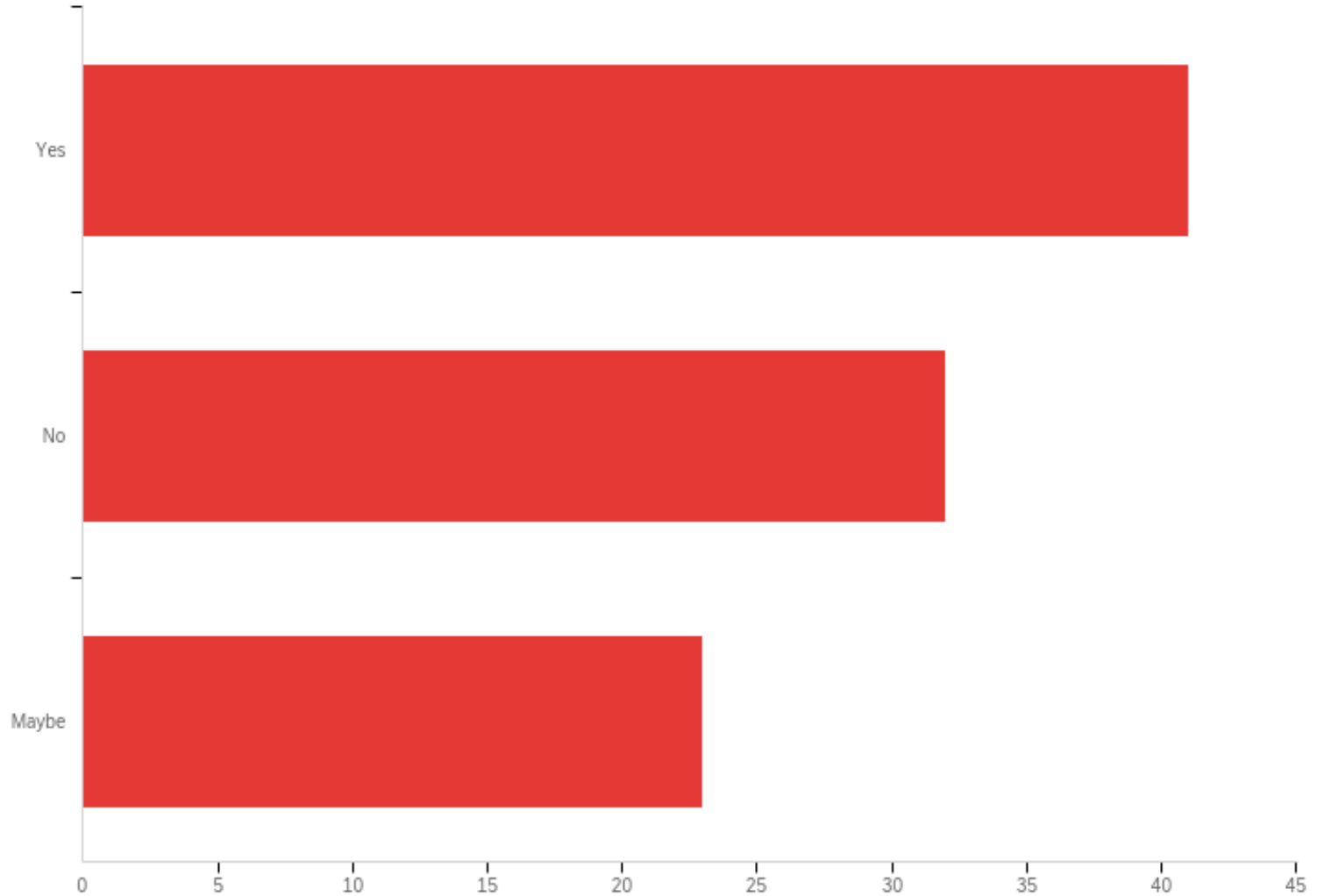
Q24 - If AISD is allowed to offer a fully virtual school option, would you/your child be interested in participating?



Q24 - If AISD is allowed to offer a fully virtual school option, would you/your child be interested in participating?

#	Answer	%	Count
1	Yes	25.00%	24
2	No	47.92%	46
3	Maybe	27.08%	26
	Total	100%	96

Q26 - If AISD is allowed to offer hybrid virtual instruction such as single courses offered virtually for students districtwide, would you/your child be interested in participating?



Q26 - If AISD is allowed to offer hybrid virtual instruction such as single courses offered virtually for students districtwide, would you/your child be interested in participating?

#	Answer	%	Count
1	Yes	42.71%	41
2	No	33.33%	32
3	Maybe	23.96%	23
	Total	100%	96

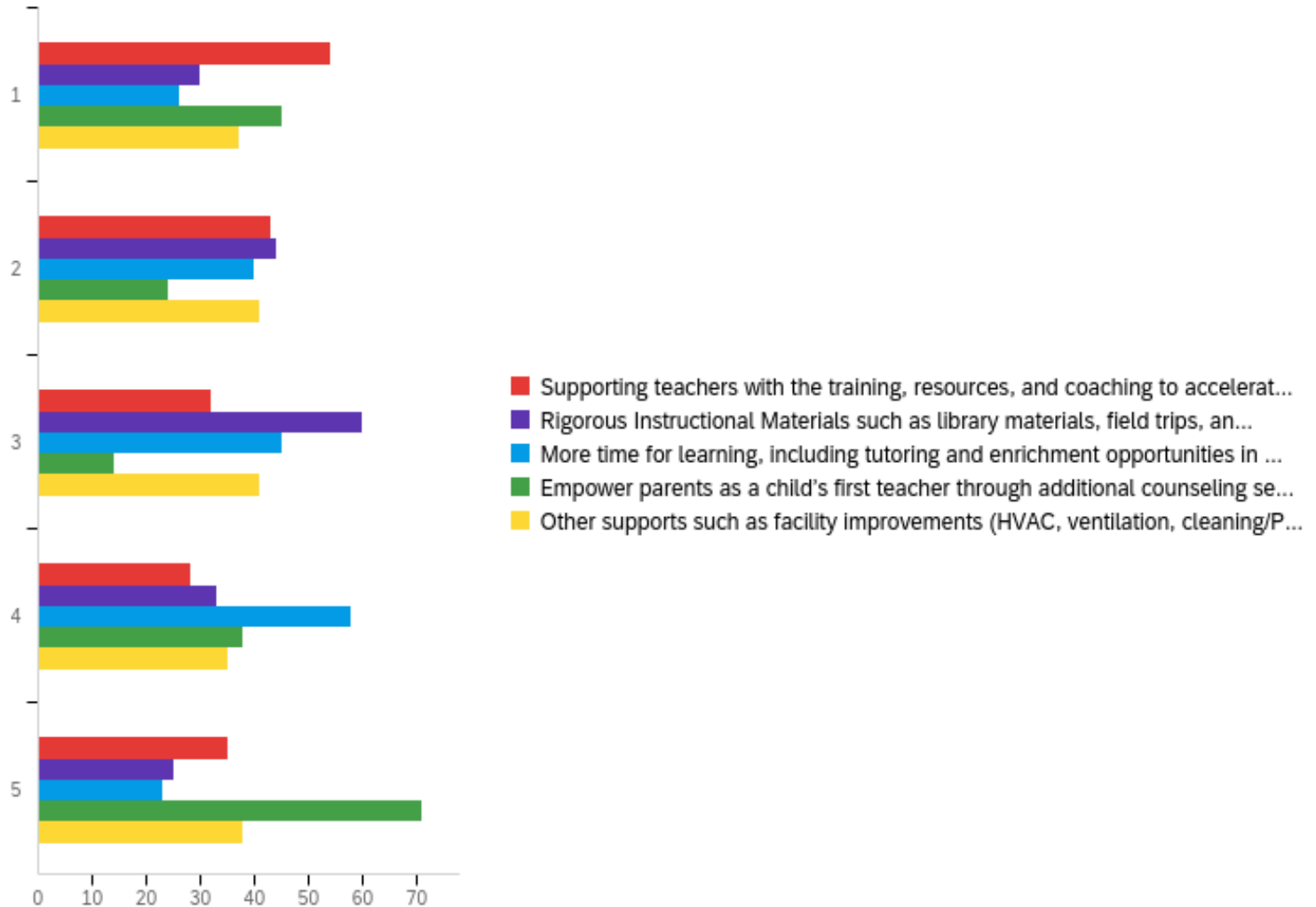
ESSER Survey Results (AAPI-identified families)

ESSER III Funds Community Survey

June 23rd 2021, 9:24 am MDT

Q3 - The Texas Education Agency (TEA) is allowing districts to spend the federal funds in five major categories. Please rank the categories in order from most impactful (1) to least impactful (5) for addressing

stu
US



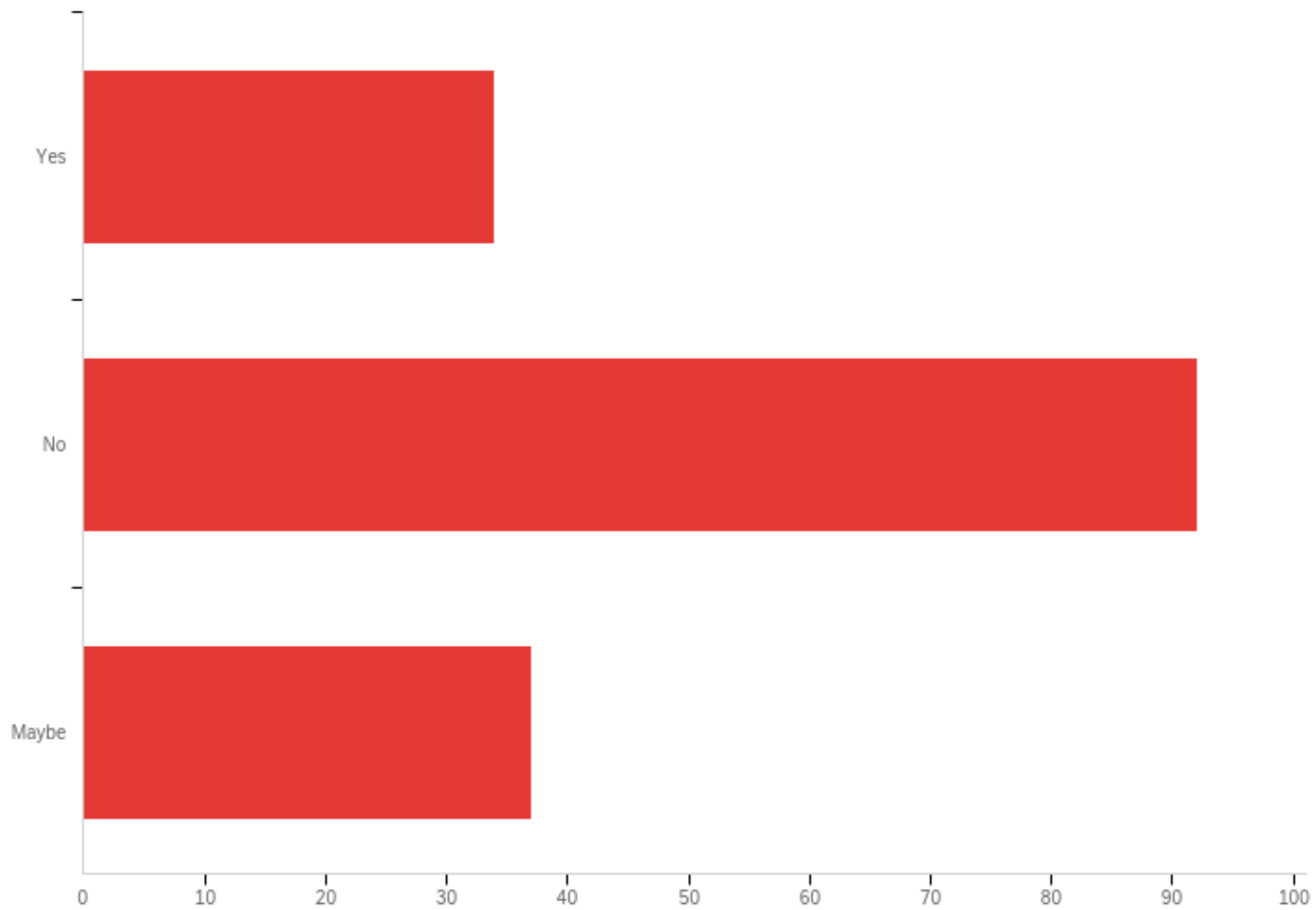
Q3 - The Texas Education Agency (TEA) is allowing districts to spend the federal funds in five major categories. Please rank the categories in order from most impactful (1) to least impactful (5) for addressing students' needs that arose during COVID-19. Each number can only be used once.

#	Field	Minimum	Maximum	Mean	Std Deviation	Variance	Count
1	Supporting teachers	1.00	5.00	2.72	1.47	2.15	192
2	Rigorous Instructional Materials	1.00	5.00	2.89	1.24	1.53	192
3	Other supports such as facility improvements and new technology.	1.00	5.00	2.98	1.40	1.96	192
4	More time for learning	1.00	5.00	3.06	1.24	1.53	192
5	Empower parents as a child's first teacher	1.00	5.00	3.34	1.62	2.62	192

Q3 - The Texas Education Agency (TEA) is allowing districts to spend the federal funds in five major categories. Please rank the categories in order from most impactful (1) to least impactful (5) for addressing students' needs that arose during COVID-19. Each number can only be used once.

#	Field	Minimum	Maximum	Mean	Std Deviation	Variance	Count
3	More time for learning	1.00	5.00	3.06	1.24	1.53	192
4	Empower parents as a child's first teacher	1.00	5.00	3.34	1.62	2.62	192

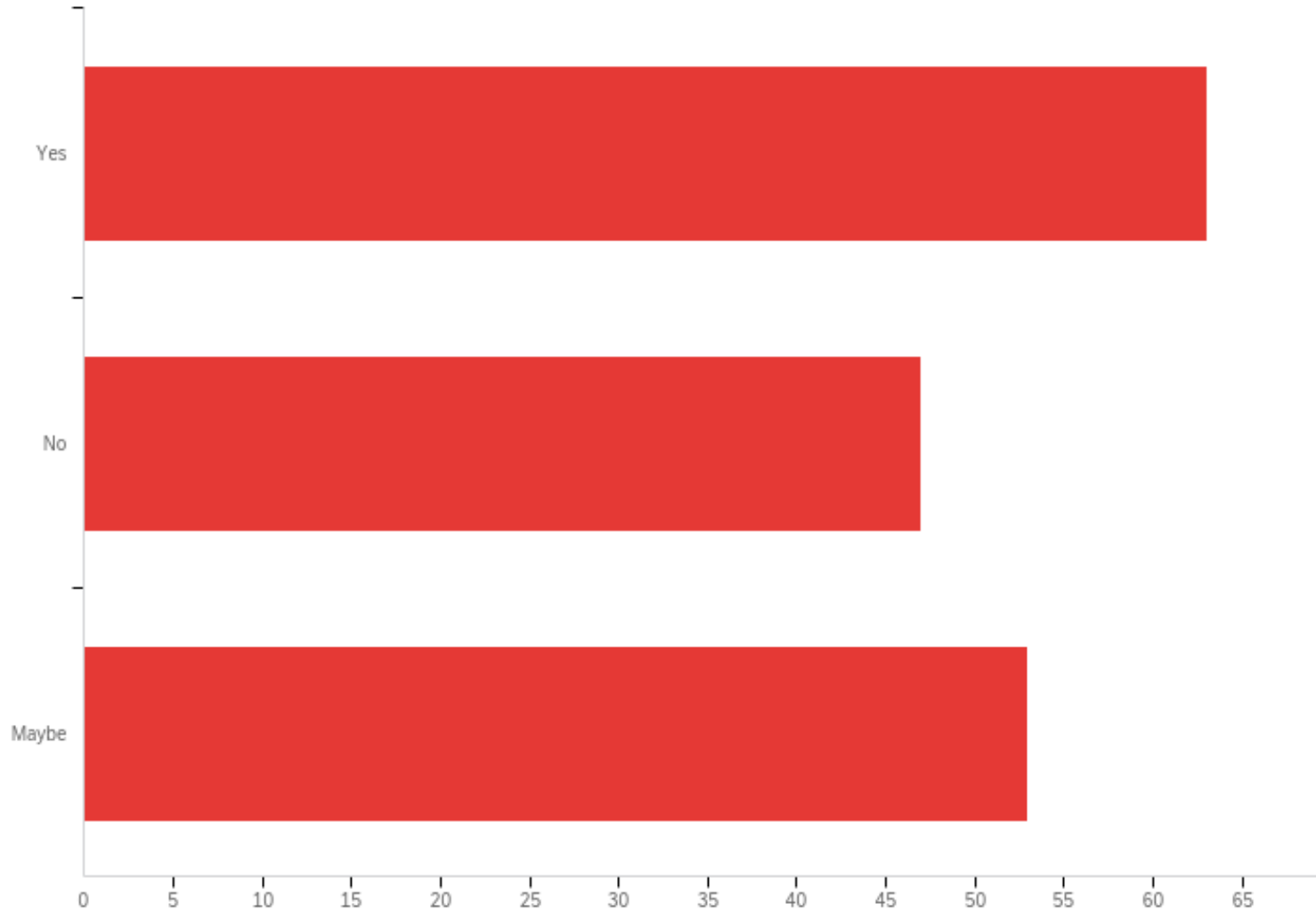
Q24 - If AISD is allowed to offer a fully virtual school option, would you/your child be interested in participating?



Q24 - If AISD is allowed to offer a fully virtual school option, would you/your child be interested in participating?

#	Answer	%	Count
1	Yes	20.86%	34
2	No	56.44%	92
3	Maybe	22.70%	37
	Total	100%	163

Q26 - If AISD is allowed to offer hybrid virtual instruction such as single courses offered virtually for students districtwide, would you/your child be interested in participating?



Q26 - If AISD is allowed to offer hybrid virtual instruction such as single courses offered virtually for students districtwide, would you/your child be interested in participating?

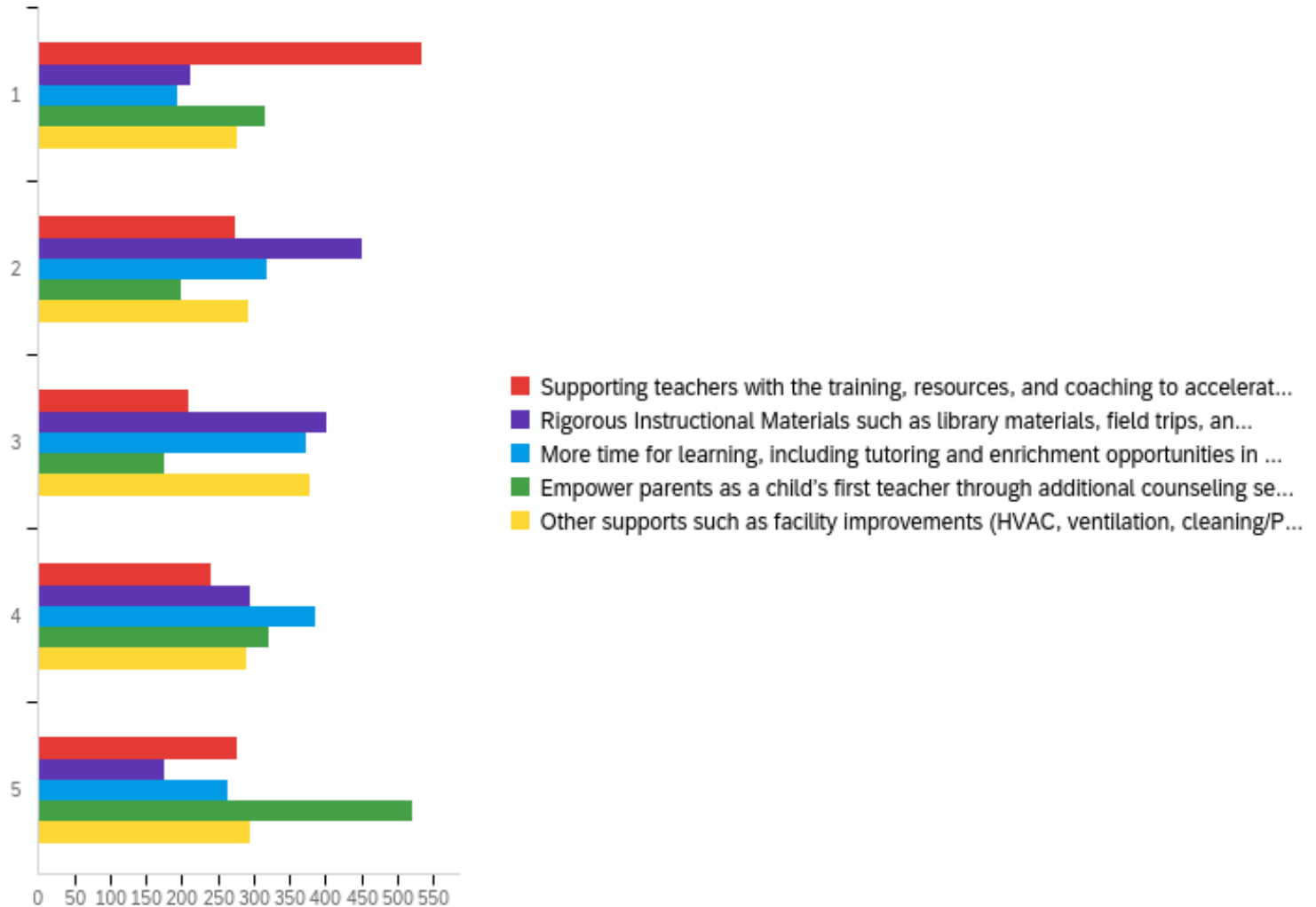
#	Answer	%	Count
1	Yes	38.65%	63
2	No	28.83%	47
3	Maybe	32.52%	53
	Total	100%	163

ESSER Survey Results (White-identified families)

ESSER III Funds Community Survey

June 23rd 2021, 9:33 am MDT

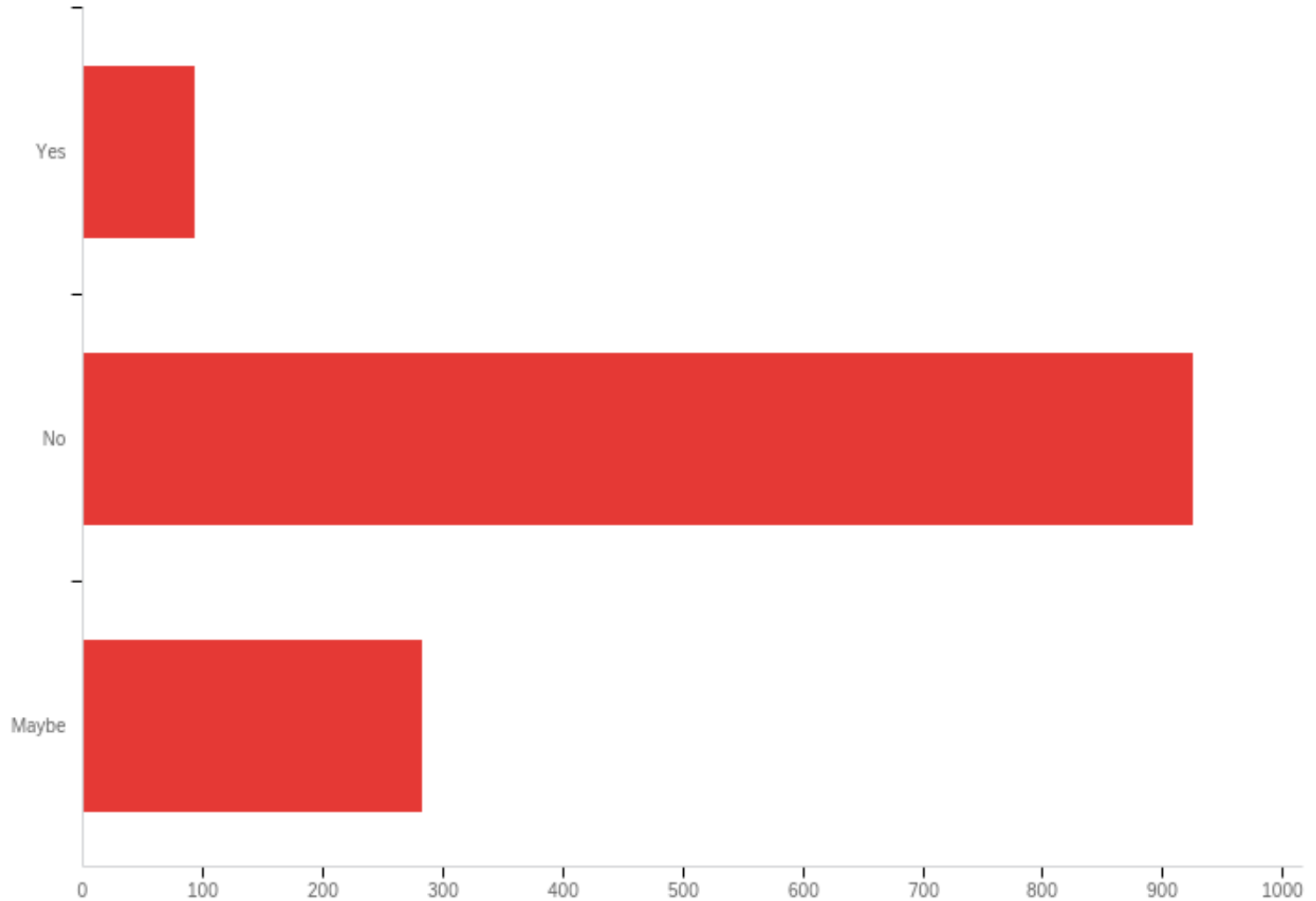
Q3 - The Texas Education Agency (TEA) is allowing districts to spend the federal funds in five major categories. Please rank the categories in order from most impactful (1) to least impactful (5) for addressing student usage.



Q3 - The Texas Education Agency (TEA) is allowing districts to spend the federal funds in five major categories. Please rank the categories in order from most impactful (1) to least impactful (5) for addressing students' needs that arose during COVID-19. Each number can only be used once.

#	Field	Minimum	Maximum	Mean	Std Deviation	Variance	Count
1	Supporting teachers	1.00	5.00	2.64	1.52	2.32	1533
2	Rigorous Instructional Materials	1.00	5.00	2.85	1.21	1.47	1533
3	Other supports such as facility improvements and new technology.	1.00	5.00	3.02	1.37	1.87	1533
4	More time for learning	1.00	5.00	3.13	1.28	1.63	1533
5	Empower parents as a child's first teacher	1.00	5.00	3.35	1.55	2.41	1533

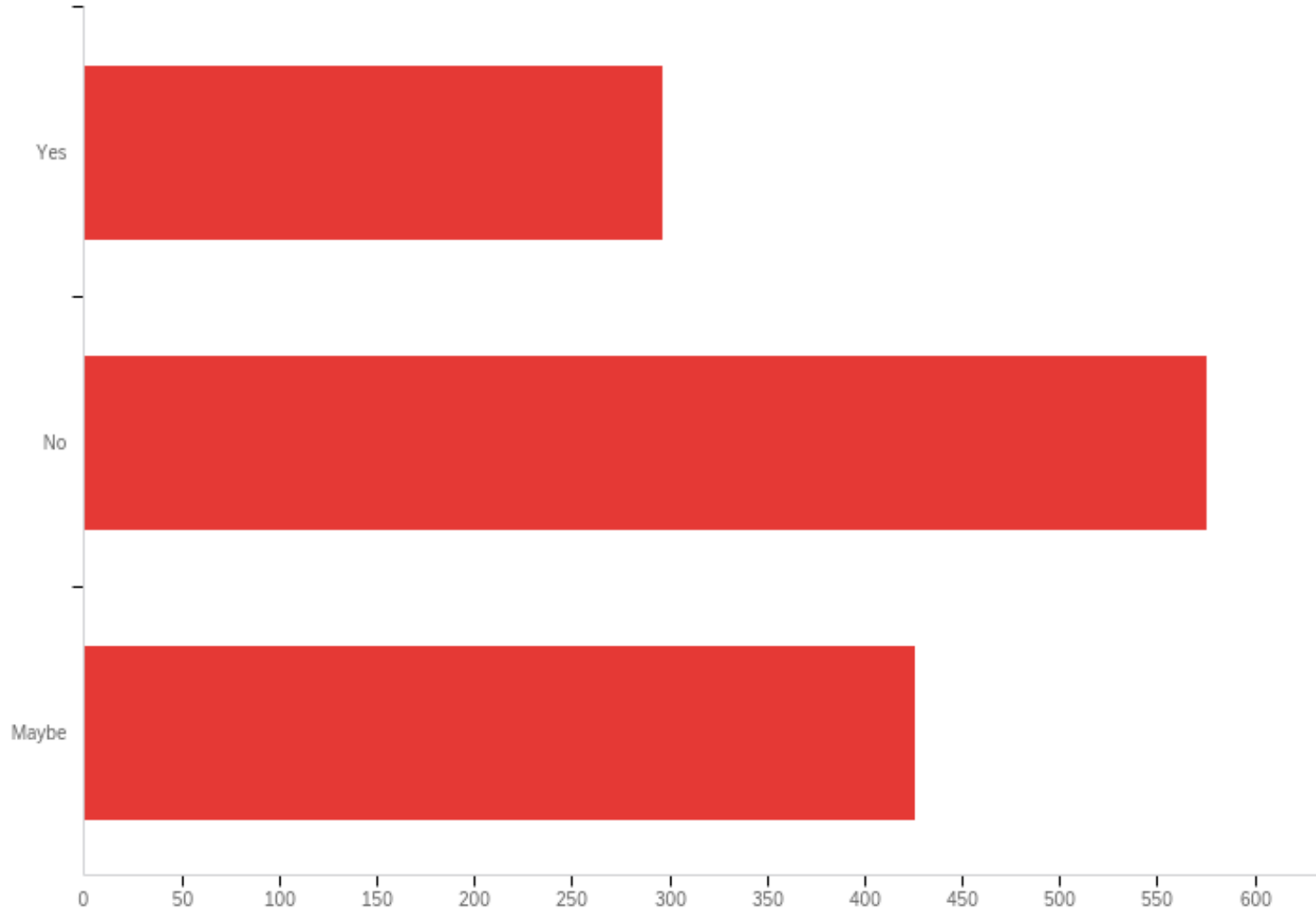
Q24 - If AISD is allowed to offer a fully virtual school option, would you/your child be interested in participating?



Q24 - If AISD is allowed to offer a fully virtual school option, would you/your child be interested in participating?

#	Answer	%	Count
1	Yes	7.15%	93
2	No	71.10%	925
3	Maybe	21.75%	283
	Total	100%	1301

Q26 - If AISD is allowed to offer hybrid virtual instruction such as single courses offered virtually for students districtwide, would you/your child be interested in participating?



Q26 - If AISD is allowed to offer hybrid virtual instruction such as single courses offered virtually for students districtwide, would you/your child be interested in participating?

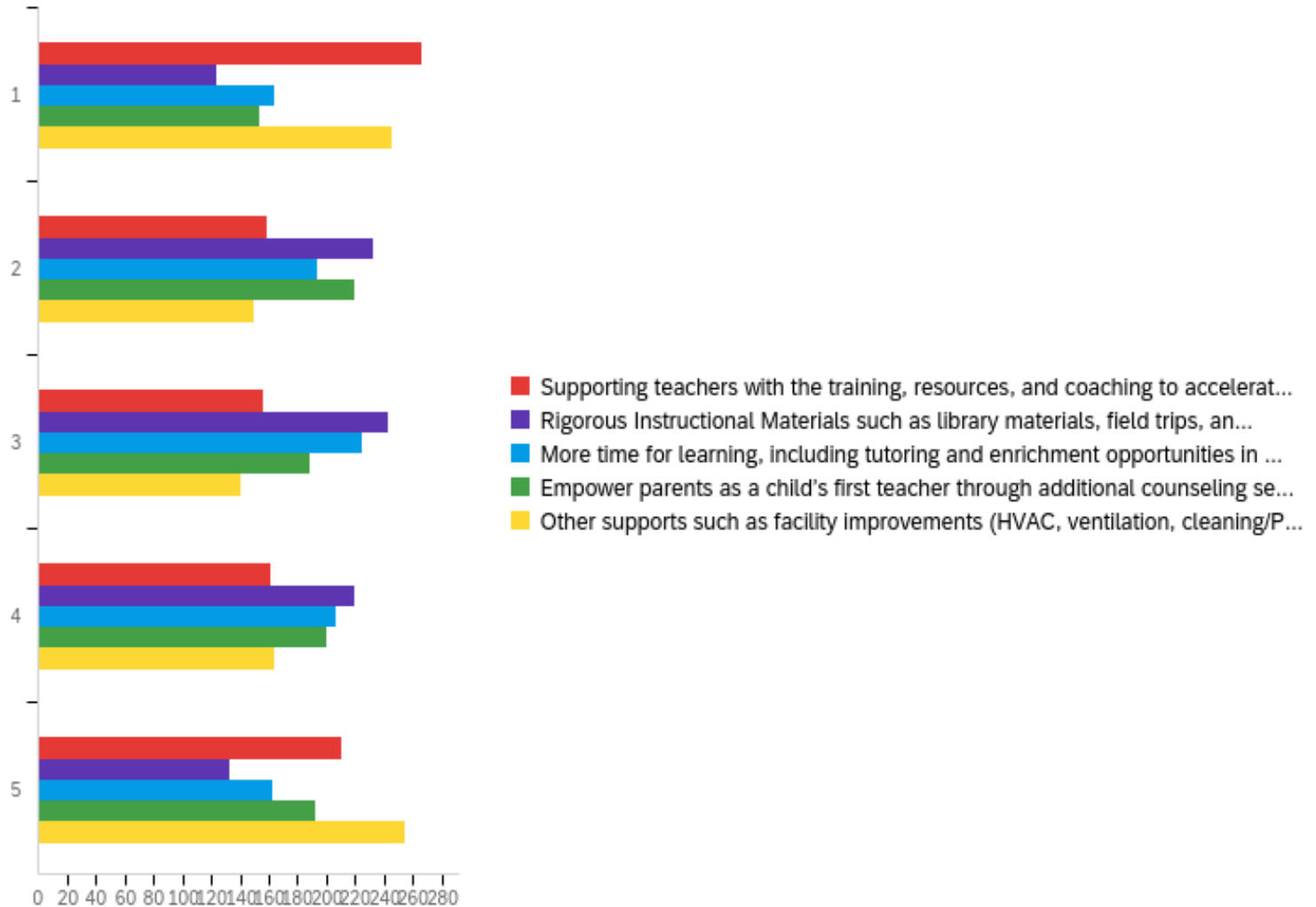
#	Answer	%	Count
1	Yes	22.88%	297
2	No	44.30%	575
3	Maybe	32.82%	426
	Total	100%	1298

ESSER Survey Results (All Staff)

ESSER III Funds Community Survey

June 23rd 2021, 9:36 am MDT

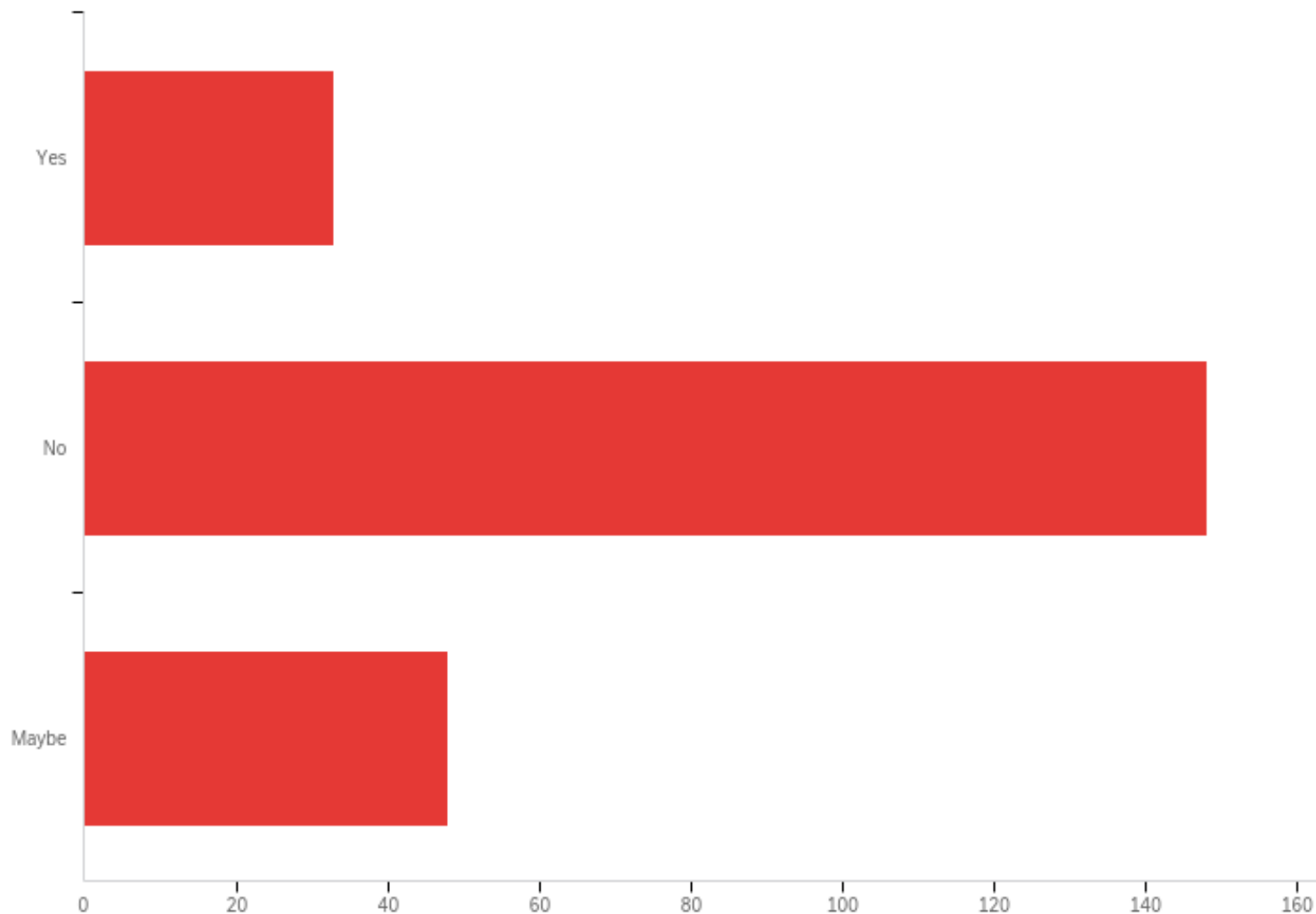
Q3 - The Texas Education Agency (TEA) is allowing districts to spend the federal funds in five major categories. Please rank the categories in order from most impactful (1) to least impactful (5) for addressing student usage.



Q3 - The Texas Education Agency (TEA) is allowing districts to spend the federal funds in five major categories. Please rank the categories in order from most impactful (1) to least impactful (5) for addressing students' needs that arose during COVID-19. Each number can only be used once.

#	Field	Minimum	Maximum	Mean	Std Deviation	Variance	Count
1	Supporting teachers	1.00	5.00	2.88	1.52	2.32	952
2	Rigorous Instructional Materials	1.00	5.00	3.01	1.25	1.55	952
3	More time for learning	1.00	5.00	3.01	1.34	1.79	952
5	Other supports such as facility improvements and new technology.	1.00	5.00	3.03	1.56	2.42	952
4	Empower parents as a child's first teacher	1.00	5.00	3.06	1.37	1.89	952

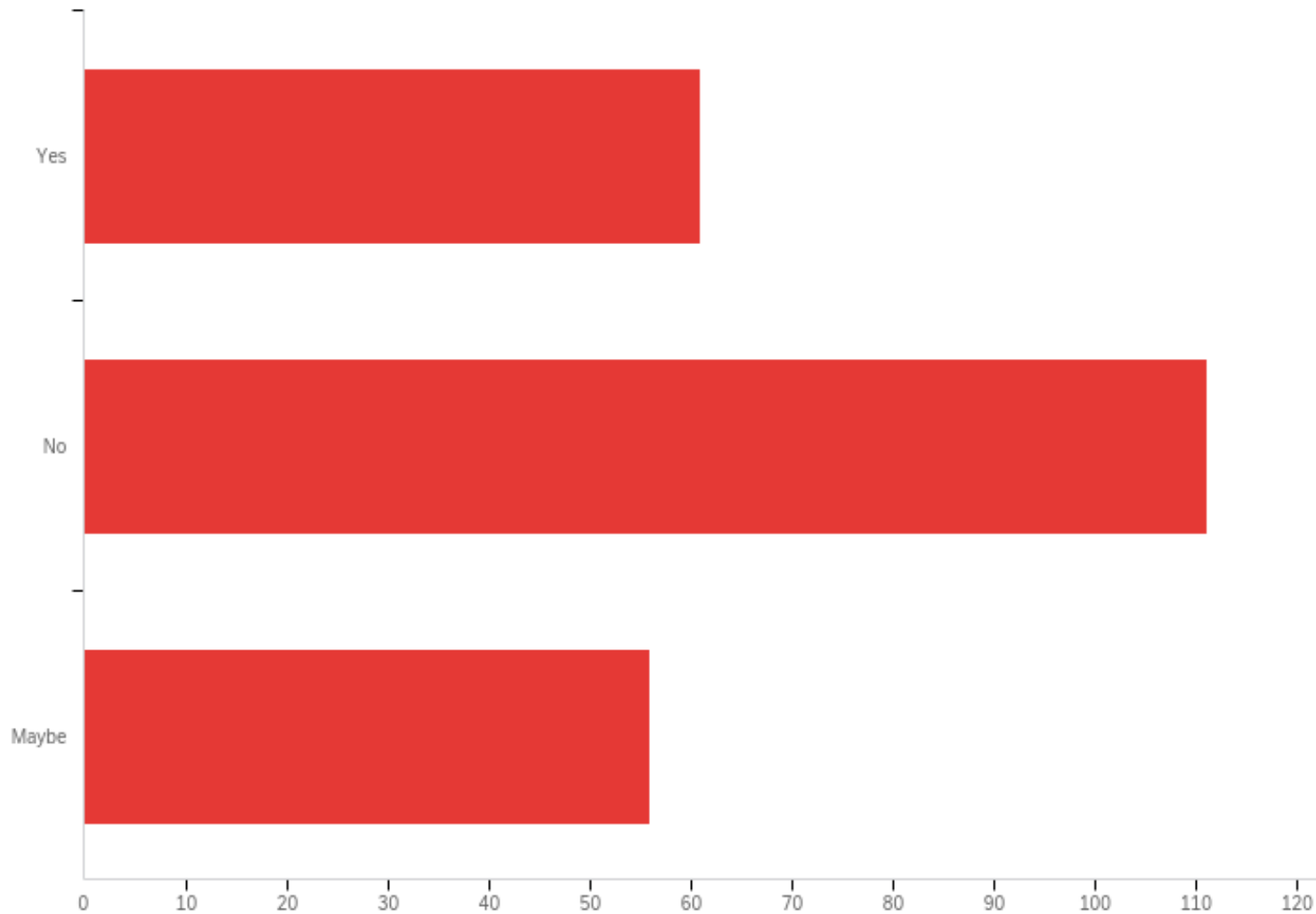
Q24 - If AISD is allowed to offer a fully virtual school option, would you/your child be interested in participating?



Q24 - If AISD is allowed to offer a fully virtual school option, would you/your child be interested in participating?

#	Answer	%	Count
1	Yes	14.41%	33
2	No	64.63%	148
3	Maybe	20.96%	48
	Total	100%	229

Q26 - If AISD is allowed to offer hybrid virtual instruction such as single courses offered virtually for students districtwide, would you/your child be interested in participating?



Q26 - If AISD is allowed to offer hybrid virtual instruction such as single courses offered virtually for students districtwide, would you/your child be interested in participating?

#	Answer	%	Count
1	Yes	26.75%	61
2	No	48.68%	111
3	Maybe	24.56%	56
	Total	100%	228