

Austin Independent School District 2008-2009 Eastside Memorial High School Campus Report Card

<http://www.austinisd.org/schools/details.phtml?id=018>



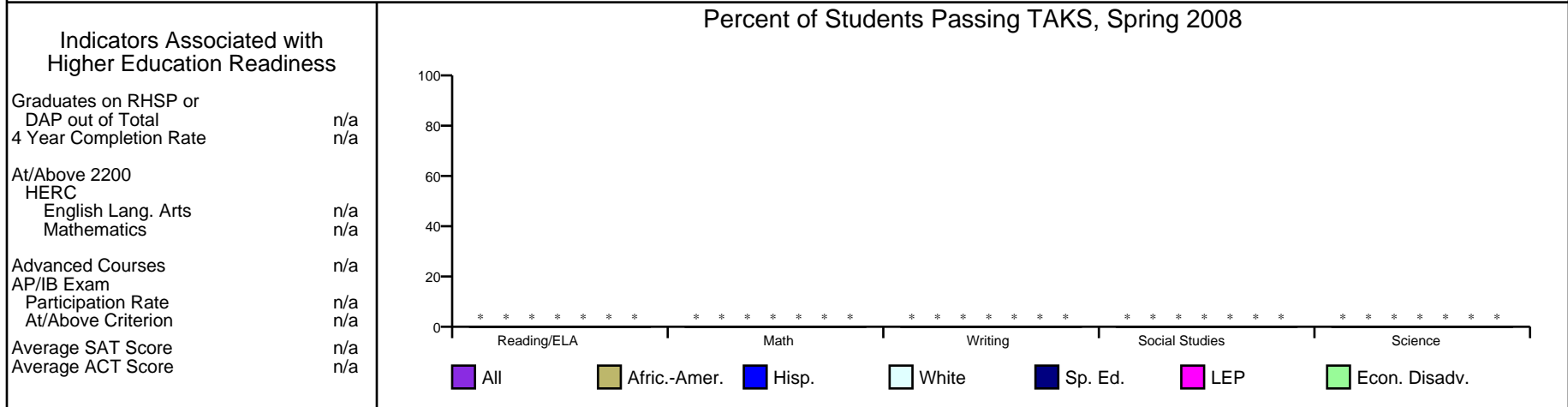
1012 Arthur Stiles
Austin, TX 78721
Phone: (512) 414-5810
Fax: (512) 414-6819
Principal: Dr. David Kernwein

State Accountability Ratings
 2006 2007 2008
 n/a n/a n/a

Adequate Yearly Progress per NCLB
 n/a n/a n/a

Gold Performance Acknowledgements
 n/a

http://www.austinisd.org/inside/docs/State_Fed_expl.doc



Percent of Students Passing TAKS, 2003-2008

No students tested in TAKS at this campus.

TAKS Passing Rates by Year

No students tested in TAKS at this campus.

Percent of Students Commended on TAKS, Spring 2008

	Reading/ELA	Math	Writing	Science
All	*	*	*	*
Afric.-Amer.	*	*	*	*
Hisp.	*	*	*	*
White	*	*	*	*
Sp. Ed.	*	*	*	*
LEP	*	*	*	*
Econ. Disadv.	*	*	*	*

Austin Independent School District 2008-2009 Eastside Memorial High School Campus Report Card

<http://www.austinisd.org/schools/details.phtml?id=018>



1012 Arthur Stiles
Austin, TX 78721
Phone: (512) 414-5810
Fax: (512) 414-6819
Principal: Dr. David Kernwein

Students by Program, 2008-09

English as Second Language	23.2%
Gifted/Talented	5.1%
Advanced Courses	n/a
Special Ed.	19.4%
Career Tech	46.1%
Economic Disadvantage	87.9%
Limited English Proficiency	23.8%
At-Risk	90.5%
Bilingual	0.0%

Student Behaviors, 2007-08

Attendance Rate	n/a
Disciplinary Placement	n/a
Retention Rates	n/a

Teacher & Staff Profile, 2008-09

Gender	
Female	60.3%
Male	39.7%
Race/Ethnicity	
African-American	10.3%
Asian	1.3%
Hispanic	20.5%
Native American	0.0%
White	67.9%
Average Years of Teaching Experience	
Highly Qualified, 07-08	11
% Classes Taught by Highly Qualified, 07-08	n/a

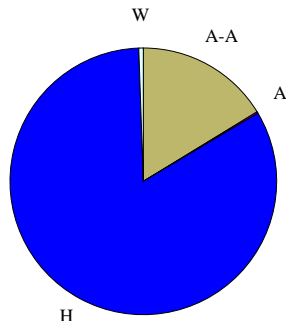
Student Profile, 2008-09

Enrollment 547

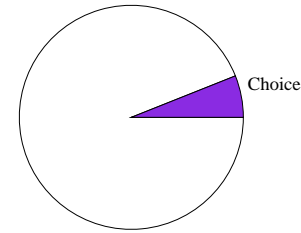
Gender	
Female	50.8%
Male	49.2%

Race/Ethnicity

Afric.-Amer. (A-A)	16.3%
Asian (A)	0.2%
Hispanic (H)	83.0%
Nat.-Amer. (N-A)	0.0%
White (W)	0.5%



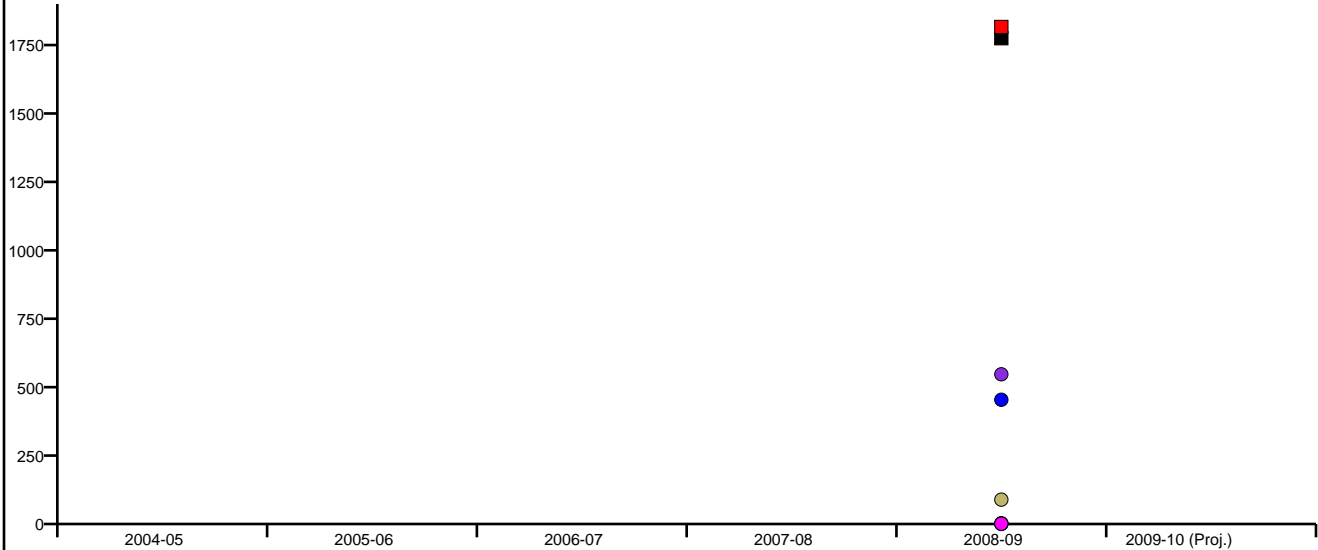
Inbound Transfers



Outbound Transfers

NCLB: 0 Choice: 299

Enrollment by Ethnicity by Year and Building Capacity



Year	Perm. Cap.	Func. Cap.	All	Afric.-Amer.	Hisp.	White	Nat.-Amer.	Asian
2004-05	1775	1816	547	89	454	3	0	1
2005-06								
2006-07								
2007-08								
2008-09	1775	1816	547	89	454	3	0	1
2009-10 (Proj.)	Pending	Pending	Pending	Pending	Pending	Pending	Pending	Pending